



ELIGIBILITY CENTER

THANK YOU FOR JOINING!

We Will Be Going Live Shortly



**Participants Are
Automatically Muted**



**Participant Video
Cannot Be Seen**



**Click the Q&A Button
to Ask Your Questions**



ELIGIBILITY CENTER

NAVIGATING THE SPORTS SCHOLARSHIP PROCESS

Common Questions and Best Practices
for International Students



Elizabeth Thompson

Associate Director of
Outreach and Strategic
Partnerships



AGENDA

- » [Staying on Track.](#)
- » [Registration.](#)
- » [How to be Recruited.](#)
- » [Requirements.](#)
- » [Student Visa Process.](#)
- » [Resources:](#)
 - DI and II Worksheet.
 - Country-Specific Pages.
 - International Course Titles.
 - Crediting.
 - Additional Resources.
- » [Questions and Answer.](#)
- » [Contact Us.](#)



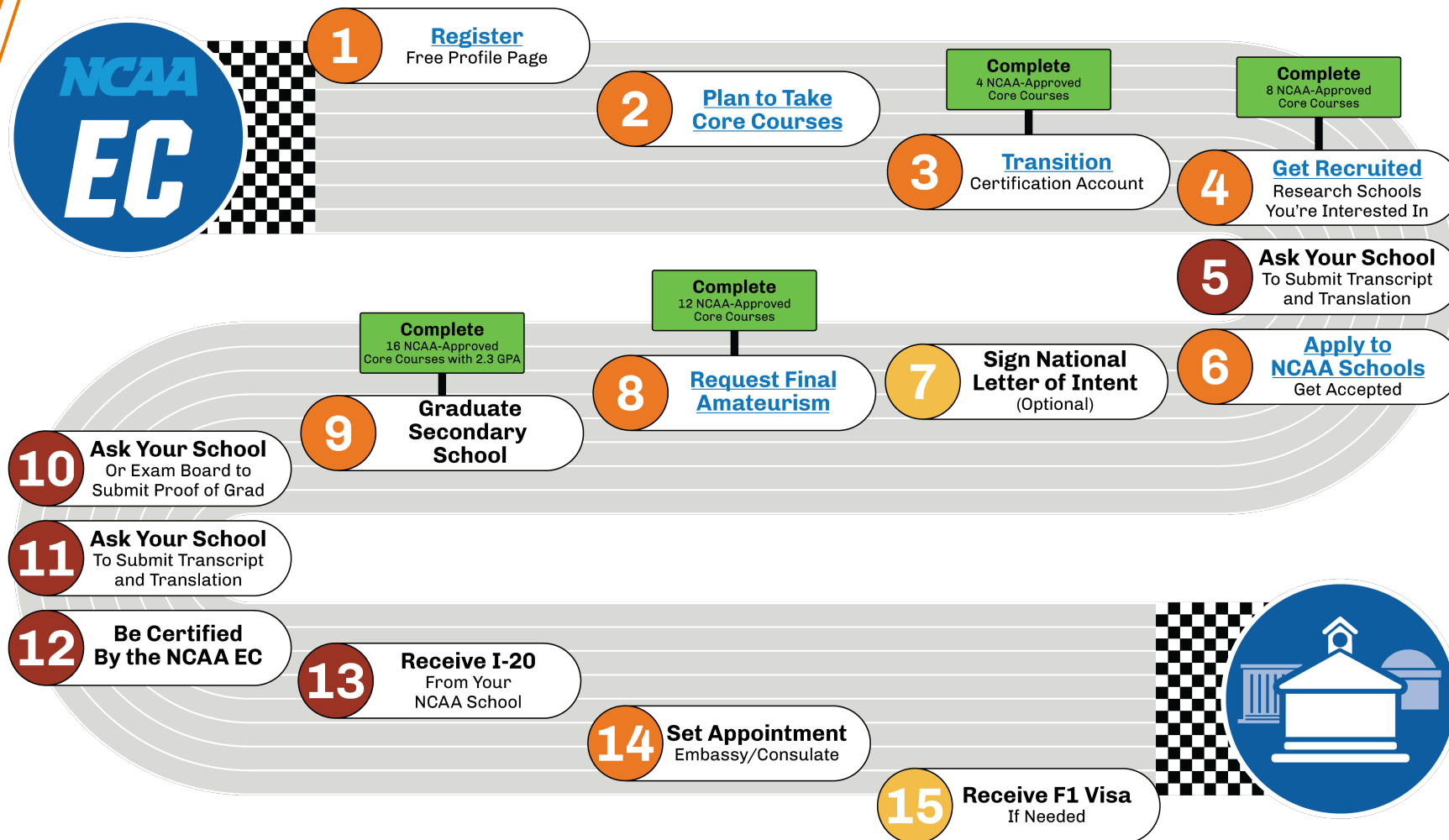
ELIGIBILITY CENTER

STAYING ON TRACK





KEEP YOUR CERTIFICATION ON TRACK





ELIGIBILITY CENTER

A background image showing a close-up of two hands holding a blue and white volleyball. The hands are wearing white wristbands. The volleyball has the "NCAA" logo and "Official of NCAA Championships" text on it. The background is blurred, showing other people in blue and white uniforms.

REGISTRATION



ELIGIBILITY CENTER

[Forgot your password?](#)

[Login](#)

[Help](#)

[High School Administrators](#)

WANT TO PLAY COLLEGE SPORTS?

Creating an account is the first step toward becoming an NCAA student-athlete



REGISTER

NOT SURE WHICH DIVISION YOUR
SCHOOL IS IN?

[Learn more](#) or [search NCAA schools](#).

NCAA REGISTRATION IS REQUIRED

Register Before Year 9



ELIGIBILITY CENTER

REGISTRATION CHECKLIST

Scan the QR Code Below



Learn Which Account
Type You Need



ELIGIBILITY CENTER

REGISTRATION RESOURCES

Check out our helpful YouTube videos



**Scan for More
Information on
Our Different
Account Types**



**Scan for More
Information on
How to Transition
Your Account**



ELIGIBILITY CENTER



HOW TO BE RECRUITED

Best Practices





RECRUITING

Frequently Asked Questions

» *How do you apply for a sports scholarship?*

- You don't apply for sports scholarships. They are offered by the NCAA coach/school (pending your eligibility).

» *How do you show your interest?*

- Reach out and email NCAA coaches.
- Market yourself.
- Create a sports resume.
- Attend camps and showcases where you know NCAA coaches will be attending.

» Know when NCAA coaches can recruit.



RECRUITING CALENDARS

NCAA Division I and II recruiting calendars promote your well-being and ensure fairness among schools by defining certain periods during the year in which recruiting may or may not occur in a particular sport.

Division, Sport and Grade Level Determines Recruiting Activities*			
Contact Period	Evaluation Period	Quiet Period	Dead Period
College coaches may call, write, text or email you and your family.	College coaches may call, write, text or email you and your family.	College coaches may call, write, text or email you and your family.	College coaches may call, write, text or email you and your family.
College coaches may watch you compete.	College coaches may watch you compete.	College coaches may not watch you compete.	College coaches may not watch you compete.
College coaches may visit your high school.	College coaches may visit your high school.	College coaches may not visit your high school.	College coaches may not visit your high school.
College coaches may have face-to-face contact with you and your family.	College coaches may not have face-to-face contact with you or your family off the college's campus.	College coaches may only have face-to-face contact with you and your family on the college's campus.	College coaches may not have face-to-face contact with you or your family.

To view your division- and sport-specific recruiting calendar, visit on.ncaa.com/RecruitCal.



CONTACTING NCAA COACHES

STEP-BY-STEP TIPS

- » Visit website of school you are interested in attending.
- » Click on link to athletics/athletic department.
- » Search for your sport and/or “staff directory.”
- » Find the email addresses and names of coaches for the sport in which you are interested.
- » Start by emailing assistant coaches/position coaches.
 - Head coaches are very busy and often do not handle initial interest emails.



WHAT TO SEND TO NCAA COACHES

SPORTS RESUME

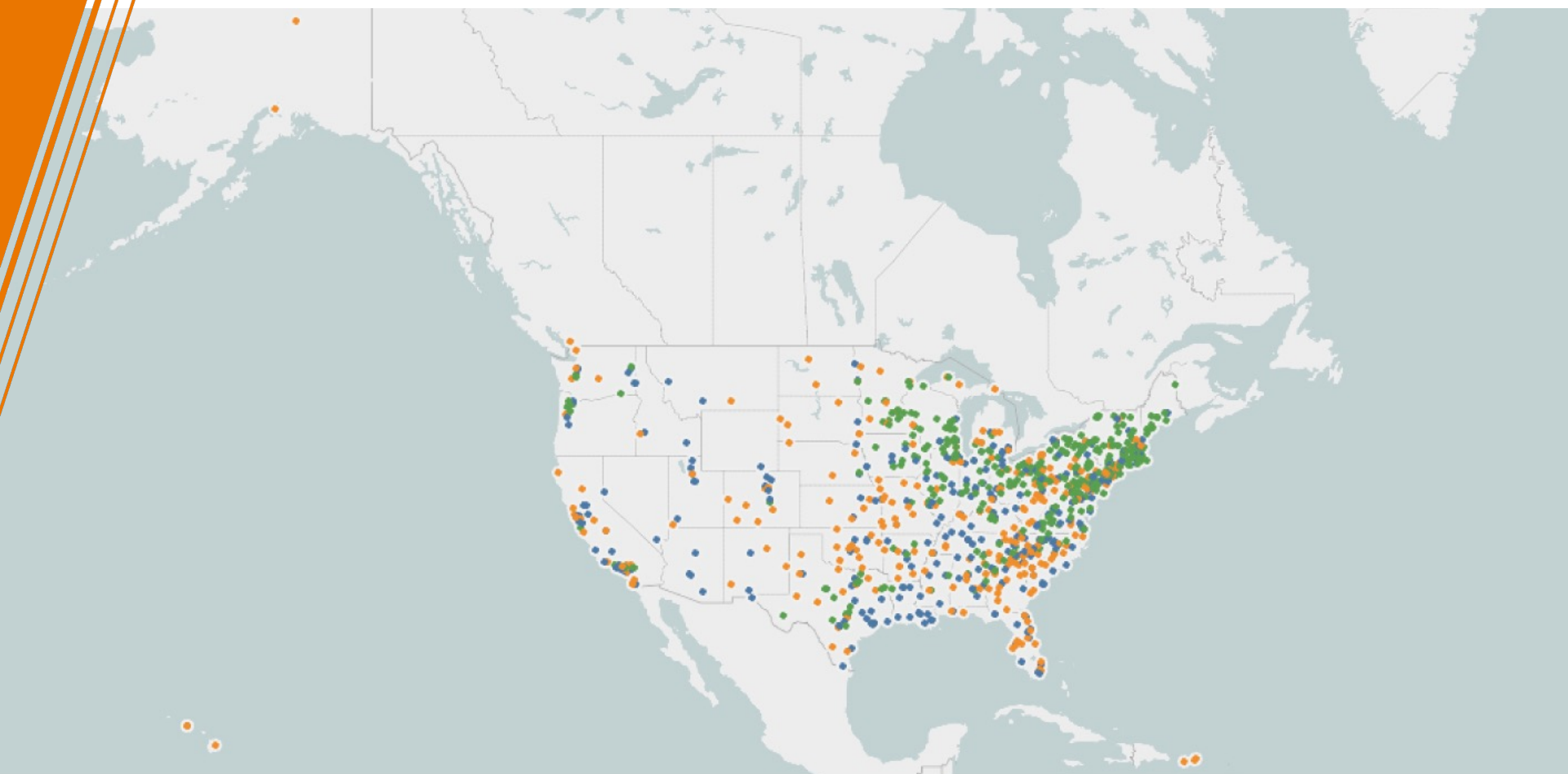
- » Your name.
- » NCAA ID.
- » Position.
- » Height, weight, wingspan.
- » Class of 202X.
- » Grade point average (GPA).
- » Teams or clubs you have played for.
- » Awards/achievements.
- » Links to YouTube videos showing your performance.

FOR INDIVIDUAL SPORTS

- » Events, times.
- » Performance/statistics/and rankings (if applicable).
- » Note if you have played any ranked players (win or lose).
- » Customize each email (include coaches name, name of school, what you like about their program).
- » Coaches are less likely to respond to a generic email you send out in mass!



ELIGIBILITY CENTER



CHOOSING AN NCAA SCHOOL



ELIGIBILITY CENTER



NCAA INITIAL-ELIGIBILITY REQUIREMENTS

THREE REQUIREMENTS TO PLAY UNIVERSITY SPORTS



**Secondary School
Graduation**



**NCAA
Initial Eligibility**



**University
Admission**



ELIGIBILITY CENTER

INTERNATIONAL INITIAL-ELIGIBILITY FLYER

Scan the QR Codes Below

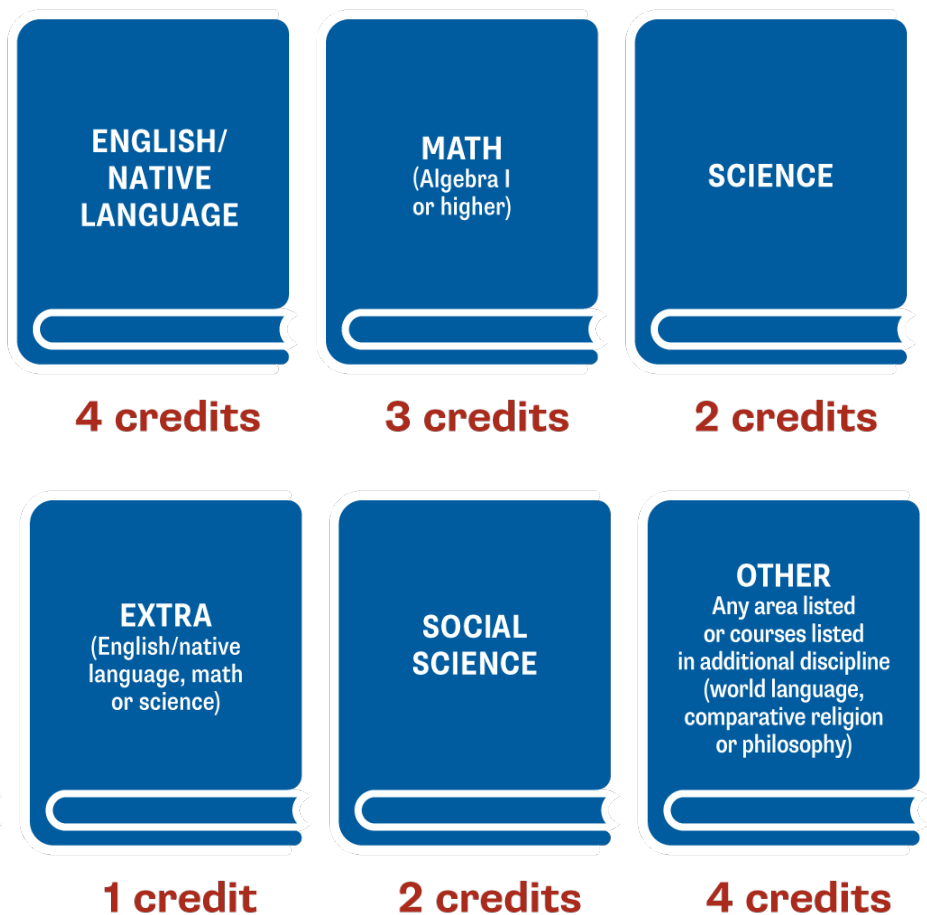


**International
Initial-Eligibility
Requirements**



DIVISION I: 16 CORE-COURSE UNITS

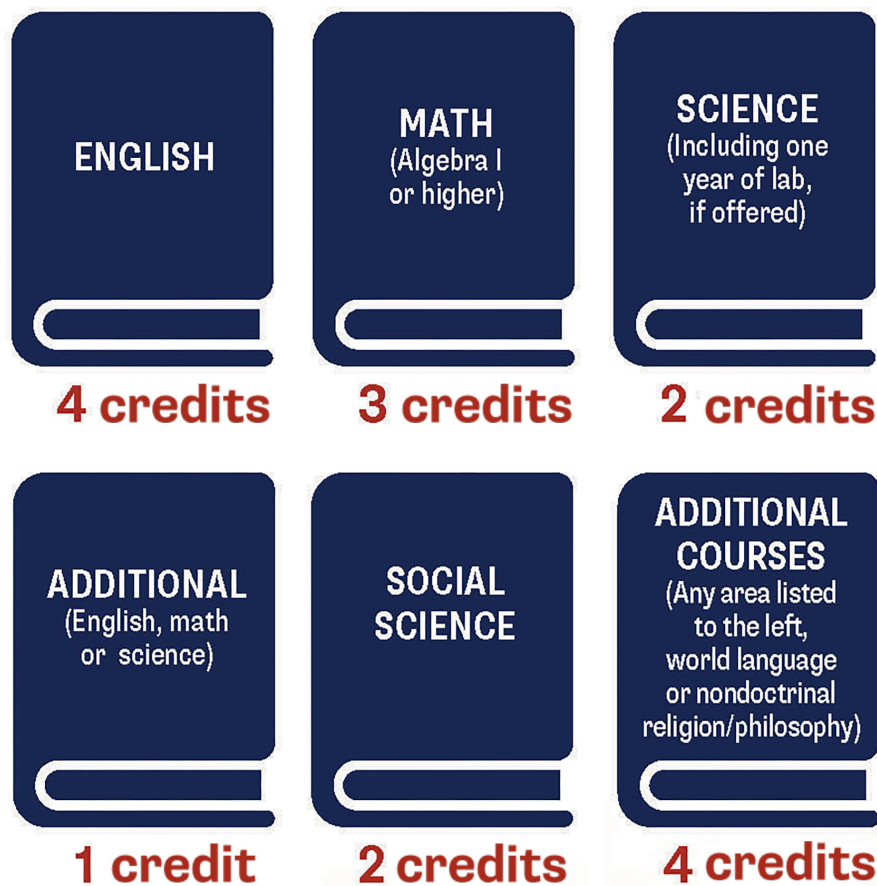
Complete 16 core-course credits and a GPA of 2.3.





DIVISION II: 16 CORE-COURSE UNITS

Complete 16 core-course credits and a GPA of 2.2.





DIVISION III

- » Each Division III school determines its own eligibility for:
 - Academic requirements.
 - Admission.
 - Financial aid.
- » **International student-athletes** who plan to compete at a Division III school must complete an NCAA Eligibility Center Amateurism-Only Certification account.
- » Domestic student-athletes who plan to compete at a Division III school may register for a free Profile Page account, but it is not required.



ELIGIBILITY CENTER



**Scan for Our
November 2023
Webinar**

REMEMBER!

» Watch our last webinar on YouTube for a more in-depth overview of:

- Division I academic and amateurism requirements.
- Division II academic and amateurism requirements.
- Division III amateurism requirements.



ELIGIBILITY CENTER

DOCUMENT SUBMISSION

Scan the QR Code Below



Learn How to Submit
Your Official Records



ELIGIBILITY CENTER



F1 STUDENT VISA PROCESS



ELIGIBILITY CENTER

STEP-BY-STEP TO YOUR STUDENT VISA



Step 1: Be certified as eligible by the NCAA Eligibility Center.



Step 2: School you are admitted to and attend then issues I-20.



Step 3: Schedule visa appointment.

(Be aware of wait times at consulate/embassy.)



BEST PRACTICES FOR YOUR F1 STUDENT VISA INTERVIEW

» Prepare for your F1 student visa interview:

- Have all required documents with you at the appointment.
- Dress professionally, if able.
- Be open, honest and consistent in the interview process.
- Know where in the U.S. the school is located (what state/part of the country).
- Practice your English, if necessary.
- Demonstrate interest in the school/program and show you did your research.
- Show intent to return to your home country after graduation.



WHAT'S NEXT

- » Be granted an F1 student visa.
- » Travel to the U.S./NCAA school you plan to attend (who issued the I-20).
- » Visit travel.state.gov for more information on the U.S. F1 student visa application process.
- » Contact compliance officer in the athletic department of the NCAA school recruiting you for any school-specific questions related to your F1 student visa.
- » Speak to your NCAA school about the “do’s and don’ts” to maintain your F1 visa status.



ELIGIBILITY CENTER

A large, stylized NCAA logo in white, set against a blue circular background. The background is decorated with a grid of white lines and scattered confetti in shades of blue, orange, and yellow. The entire graphic is set against a dark blue background with white lines and more confetti. In the bottom right corner, there is a white geometric pattern of overlapping lines.

NCAA

RESOURCES



DIVISION I/II WORKSHEETS

This worksheet is provided to assist you in monitoring your progress in meeting NCAA initial-eligibility standards. The NCAA Eligibility Center will determine your academic status after you graduate. Remember to check **your high school's list** of NCAA-approved core courses for the classes you have taken or plan to take.

Use the following scale: A = 4 quality points; B = 3 quality points; C = 2 quality points; D = 1 quality point.

NOAA-APPROVED COURSE TITLE	CREDIT	X	GRADE	=	QUALITY POINTS (MULTIPLY CREDIT BY GRADE)
Example: English 9	.50		4		(.5 x 4) = 2
					0.000
					0.000
					0.000
					0.000
					0.000
TOTAL ENGLISH UNITS	0.00				TOTAL QUALITY POINTS 0.00

NCAA-APPROVED COURSE TITLE	CREDIT	X	GRADE	=	QUALITY POINTS (MULTIPLY CREDIT BY GRADE)
Example: Algebra I	1.0		3		$(1.0 \times 3) = 3$
					0.000
					0.000
					0.000
					0.000

SCIENCE (2 YEARS REQUIRED)					
NCAA-APPROVED COURSE TITLE	CREDIT	X	GRADE	=	QUALITY POINTS (MULTIPLY CREDIT BY GRADE)
					0.000
					0.000
					0.000
TOTAL SCIENCE UNITS	0.00				TOTAL QUALITY POINTS 0.00

EXTRA YEARS IN ENGLISH, MATH OR SCIENCE (3 YEARS REQUIRED)				
NCAA-APPROVED COURSE TITLE	CREDIT	X	GRADE	QUALITY POINTS (MULTIPLY CREDIT BY GRADE)
				0.000
				0.000
				0.000
TOTAL ADDITIONAL UNITS	0.00			TOTAL QUALITY POINTS 0.00

NCAA-APPROVED COURSE TITLE	CREDIT	X	GRADE	=	QUALITY POINTS (MULTIPLY CREDIT BY GRADE)
					0.000
					0.000
					0.000
TOTAL SOCIAL SCIENCE UNITS	0.00				TOTAL QUALITY POINTS 0.00

NCAA-APPROVED COURSE TITLE					CREDIT	X	GRADE	=	QUALITY POINTS (MULTIPLY CREDIT BY GRADE)
								0.000	
								0.000	
								0.000	
								0.000	
								0.000	
								0.000	
TOTAL ADDITIONAL ACADEMIC UNITS								0.00	
TOTAL QUALITY POINTS								0.00	

TOTAL QUALITY POINTS		QUALITY POINTS / CREDITS = CORE-COURSE GPA		TOTAL QUALITY POINTS	
TOTAL QUALITY POINTS FROM EACH SUBJECT AREA /		0.00	/	0.00	=
TOTAL CREDITS - CORE COURSE GPA					

The information presented on or through this worksheet is made available solely for general information purposes. Given the manual data entry required, the NCAA does not warrant the accuracy or completeness of this information. Any reliance placed on this information is strictly at your own risk. We disclaim all liability and responsibility arising from any reliance placed on this worksheet, and any information included therein, by you or any other individual or entity who may be informed of its contents.

This worksheet is provided to assist you in monitoring your progress in meeting NCAA initial-eligibility standards. The NCAA Eligibility Center will determine your academic status after you graduate. Remember to check **your high school's list** of NCAA-approved core courses for the classes you have taken or plan to take.

Use the following scale: A = 4 quality points; B = 3 quality points; C = 2 quality points; D = 1 quality point.

10/7	NGAA-APPROVED COURSE TITLE	CREDIT	X	GRADE	=	QUALITY POINTS (MULTIPLY CREDIT BY GRADE)
✓	Example: English 9	.50		4		(.5 x 4) = 2
						0.000
						0.000
						0.000
						0.000
						0.000
	TOTAL ENGLISH UNITS	0.00				TOTAL QUALITY POINTS 0.000

10/7	NCAA-APPROVED COURSE TITLE	CREDIT	X	GRADE	=	QUALITY POINTS (MULTIPLY CREDIT BY GRADE)
✓	Example: Algebra I	1.0		3		(1.0 x 3) = 3
						0.000
						0.000
						0.000
						0.000
	TOTAL MATH UNITS	0.00				TOTAL QUALITY POINTS 0.000

10/7	NCAA-APPROVED COURSE TITLE	CREDIT	X	GRADE	=	QUALITY POINTS (MULTIPLY CREDIT BY GRADE)
						0.000
						0.000
						0.000
	TOTAL SCIENCE UNITS	0.00				TOTAL QUALITY POINTS 0.000

10/7	NCAA-APPROVED COURSE TITLE	CREDIT	X	GRADE	=	QUALITY POINTS (MULTIPLY CREDIT BY GRADE)
						0.000
						0.000
	TOTAL ADDITIONAL UNITS	0.00				TOTAL QUALITY POINTS 0.000

10/7	NCAA-APPROVED COURSE TITLE	CREDIT	X	GRADE	=	QUALITY POINTS (MULTIPLY CREDIT BY GRADE)
						0.000
						0.000
						0.000
						0.000
	TOTAL SOCIAL SCIENCE UNITS	0.00				TOTAL QUALITY POINTS 0.000

10/7	NCAA-APPROVED COURSE TITLE	CREDIT	X	GRADE	=	QUALITY POINTS (MULTIPLY CREDIT BY GRADE)
						0.000
						0.000
						0.000
						0.000
						0.000
						0.000
TOTAL ADDITIONAL ACADEMIC UNITS		0.00				TOTAL QUALITY POINTS 0.000

QUALITY POINTS / CREDITS = CORE-COURSE GPA			
TOTAL QUALITY POINTS FROM EACH SUBJECT AREA / TOTAL CREDITS = CORE-COURSE GPA	0.00	/	0.00 =

Sixteen core courses are required for your core-course GPA. Ten of your 16 NCAA-approved core-course credits must be completed before the start of your seventh semester, including seven in English, math or science. The information presented on or through this worksheet is made available solely for general information purposes. Given the manual data entry required, the NCAA does not warrant the accuracy or completeness of this information. Any reliance placed on this information is strictly at your own risk. We disclaim all liability and responsibility arising from any reliance placed on this worksheet, and any information included therein, by you or any other individual or entity who may be informed of its contents.



ELIGIBILITY CENTER



COUNTRY-SPECIFIC RESOURCES

Scan the QR Code Below



Find Your
Country-Specific
Webpage



NCAA ▾ STUDENT-ATHLETES ▾ DIVISION I ▾ DIVISION II ▾ DIVISION III ▾

STUDENT-ATHLETES

International Country-Specific Information

This page has been designed to provide specific NCAA initial-eligibility information for more than 150 individual countries. Countries are listed below by their region alphabetically. Click on the desired country to view the available information, resources and student profiles.

For a comprehensive resource that includes the academic requirements and documentation for all the countries listed here, please refer to the [NCAA Guide to International Academic Standards for Athletics Eligibility_\(PDF\)](#).

- [Africa](#)
- [Asia](#)
- [Caribbean](#)
- [Central America](#)
- [Europe](#)
- [Middle East](#)
- [North America](#)
- [Oceania](#)
- [South America](#)



ELIGIBILITY CENTER

PERU

BACKGROUND	
Academic Calendar	March/April-December
What is year nine called?	3°
Where is year nine typically located?	Third year of upper secondary school
Native Language(s)	Spanish
GRADUATION TIMELINE	
6 + 5 = 11	11 years total: six years primary and five years of secondary

Acceptable Forms of Proof of High School Graduation:

1. Bachillerato/Bachiller Profesional [Professional Diploma]

Expected Timeline of Completion	11 years (three years or six semesters from the initial start of year nine)
Issuing Body	Upper secondary school

2. Certificado Oficial de Estudios de Educación Secundaria Comun-Quinto año [Official Certificate of Studies of Common Secondary Education- fifth year]

Expected Timeline of Completion	11 years (three years or six semesters from the initial start of year nine)
Issuing Body	Upper secondary school

3. Bachillerato Técnico [Technical Diploma]

Expected Timeline of Completion	11 years (three years or six semesters from the initial start of year nine)
Issuing Body	Upper secondary school

4. Diploma de Aptitud Profesional [Diploma of Professional Competency]

Expected Timeline of Completion	11 years (three years or six semesters from the initial start of year nine)
Issuing Body	Upper secondary school



FINDING APPROVED CANADIAN COURSE TITLES



BRITISH COLUMBIA (CANADA)

BACKGROUND	
Academic Calendar	September-June
What is year nine called?	Grade 9
Where is year nine typically located?	Lower Secondary School/Middle School
Native Language(s)	English, French
GRADUATION TIMELINE	
6 + 3 + 3 = 12	12 years: Six years primary, three years lower secondary three years upper secondary

Acceptable Forms of Proof of High School Graduation

1. Senior Secondary Graduation Diploma or Certificate (Dogwood Diploma)

Expected Timeline of Completion	12 years (four years or eight semesters from initial start of year nine)
Issuing Body	British Columbia Ministry of Education
First Available Date of Issue (Typical)	June

2. Diplôme de fin d'études Secondaires en Colombie-Britannique (French Dogwood Diploma)

Expected Timeline of Completion	12 years (four years or eight semesters from initial start of year nine)
Issuing Body	British Columbia Ministry of Education
First Available Date of Issue (Typical)	June

3. Provincial Senior Secondary School Certificate

Expected Timeline of Completion	12 years (four years or eight semesters from initial start of year nine)
Issuing Body	British Columbia Ministry of Education
First Available Date of Issue (Typical)	June

NOT Acceptable Forms of Proof of High School Graduation

1. Secondary School Adjusted Program Certificate of British Columbia Institute of Technology programs requiring only Grade 10 for admission

Expected Timeline of Completion	10 years (two years or four semesters from initial start of year nine)
---------------------------------	--

- » The following course titles are **approved** for use in an academic certification:

ENGLISH/NATIVE LANGUAGE				
AP English Lang/Comp APLAN12/ APEN12	English 11 EN11	English Studies 12 ENST 12	IB English Lang/Lit A (HL) 11	Literary Studies 12 LTST 12
AP English Literature/ Comp 12/ APELC12	English 12 EN12	Extended Essay ¹	IB English Lang/Lit A (HL) 12	Literature and Performance
Composition 10	English First Peoples 10	Film ¹	IB English Lang/Lit A (SL) 12	Literature French 11 YFLE11
Composition 11 CMPS 11	English First Peoples 11	Francais Langue Premiere 9	IB English Literature HL 11 IELS11	Spoken Language 10
Composition 12 CMPS 12	English First Peoples 12	Francaise Langue Premiere 9	IB English Literature HL 12 IENH12	Spoken Language 11
Creative Writing 10 CTWR 10	English First Peoples Lit Studies 10 EFLS 10	Francais Langue Premiere 10	IB Foundations English 10 EN10IB	Spoken Language 12
Creative Writing 11 CTWR 11	English First Peoples Literary Studies and New Media 11 ELNM 11	Francais Langue Premiere 11	IB Theory of Knowledge 11 (TOK 11- ENG) ²	Writing 10 WR 10
Creative Writing 12 CTWR 12	English First Peoples Literary Studies and Spoken Language 11 ELSL 11	Francais Langue Premiere 12	IB Theory of Knowledge 12 (TOK 12- ENG) ²	Writing 12 WR 12
English 9 EN9	English First Peoples Literary Studies and Writing 11 EFLS 11	Humanities 9 (ENG) HUM9	Language and Literature 9 ¹	
English 9 Tech	English First Peoples Writing 10 EFWR 10	IB Eng Lang and Lit A (SL) 11	Literary Studies 10 LTST 10	
English 10 EN10	English Literature 12 LIT12	IB English HL 11 IENH11	Literary Studies 11 LTST 11	



REMINDERS FOR REVIEWING INTERNATIONAL TRANSCRIPTS

- » Only courses taken in years nine and up can be used:
 - Refer to country-specific resource for what year nine is in each country.
- » Division I core-curriculum time limitation:
 - This overview is only to help determine if a course title/subject would be considered core for NCAA initial-eligibility purposes.



ELIGIBILITY CENTER

COURSE TITLE USAGE GUIDE

Scan the QR Code Below



Find NCAA-Approved
Core Courses



ELIGIBILITY CENTER



ELIGIBILITY CENTER

POLICY FOR ACADEMIC CERTIFICATION COURSE TITLE USAGE FOR INTERNATIONAL EDUCATION

Quick Reference Guide

Purpose

The NCAA Eligibility Center conducts academic certifications based on the core courses completed within the applicable core curriculum time limitation (DI: 14.3.1.3.1, DII: 14.3.1.2.1). This document is a quick reference guide to the NCAA Eligibility Center's policies and procedures for determining which courses can be used in international year-by-year transcript-based evaluations (commonly referred to as "new model" certifications) in an international educational path.

Note: This document is not applicable for leaving exam-based evaluations, commonly referred to as "old model" certifications.

Directions

This document should be used only when analyzing the usage of core courses completed outside of the domestic (U.S.-based) education system. The amount of credit the international certification staff will award to each core course may depend on the format in which the transcript is presented.

Course Title Usage Procedures

1. Review the "Important Information" section of the country-specific entry in the [International Academic Standards for Athletics Eligibility Guide \(International Guide\)](#) to determine if the course title has been specifically reviewed for the country in question. If it has, the title will show as either "approved for use" or "denied for use" in academic certifications, as indicated in options A and B below. However, please note that many countries will not have course titles referenced in this section, thus follow [option C, below](#).
 - a. **Approved for use.**

If the specific course title is listed in the "Important Information" section as "approved for usage" in the country (and state/province, if applicable), the course may be entered in to the academic certification, provided it is not considered duplicative with another course taken within the core-curriculum time limitation.

» Duplicative coursework procedures can be [found here](#).
 - b. **Denied for use.**

If the specific course title is listed in the "Important Information" section as "denied for usage", the course cannot be used in the certification. This means that the title, while common in the country, has been reviewed and the content has been found to be "not core" per the core-curriculum requirements (DI: 14.3.1.2, DII: 14.3.1.3).



INTERNATIONAL COURSE TITLE USAGE GUIDE


BASIC LEVEL OVERVIEW

1. Check [country-specific PDF](#) for approved/denied courses.
2. Check denied subjects/words chart.
3. Check approved list:
 - a. If passes: Can possibly use course.
 - b. If does not pass: Cannot use.

STEP 1: IDENTIFY THE COURSE TITLE



Example Country: France



Example Course Title: Economics



STEP 1A/B: CHECK THE COUNTRY RESOURCE

Course Title Usage Procedures

1. Review the “Important Information” section of the country-specific entry in the [International Academic Standards for Athletics Eligibility Guide \(International Guide\)](#) to determine if the course title has been specifically reviewed for the country in question. If it has, the title will show as either “approved for use” or “denied for use” in academic certifications, as indicated in options A and B below. However, please note that many countries will not have course titles referenced in this section, thus follow [option C, below](#).
 - a. **Approved for use.**
If the specific course title is listed in the “Important Information” section as “approved for usage” in the country (and state/province, if applicable), the course may be entered in to the academic certification, provided it is not considered duplicative with another course taken within the core-curriculum time limitation.
» Duplicative coursework procedures can be [found here](#).
 - b. **Denied for use.**
If the specific course title is listed in the “Important Information” section as “denied for usage”, the course cannot be used in the certification. This means that the title, while common in the country, has been reviewed and the content has been found to be “not core” per the core-curriculum requirements (DI: 14.3.1.2, DII: 14.3.1.3).
» The following are less commonly known course titles **approved** for use in an academic certification:

ENGLISH	MATH	SCIENCE	SOCIAL SCIENCE	ADDITIONAL COURSES
		Scientific Education (Year 11 or 12)		
		SVT		

EXAMPLE COUNTRY: FRANCE

- » Course title.
- » Check “important information” section for approved/not approved” course titles.



STEP 2: CHECK COURSE TITLE GUIDE DENIED SUBJECT/ WORD CHARTS

a. Titles that cannot be used in a certification.

i. Any titles that include these words:

<u>Administration</u>	<u>Developmental</u>	Individual	<u>Skills</u>
<u>Applications</u>	Elementary	Informal	<u>Technical</u>
Applied	<u>Essentials</u>	Investigative	Traditional
<u>Basic</u>	<u>Foundations</u>	Modified	Transition
<u>Begin</u>	<u>Fundamental</u>	Practical	Understanding
<u>Community</u>	General	Remedial	<u>Vocational</u>

ii. Any course titles/subject areas listed below:

<u>Accounting</u>	<u>Dance</u>	<u>Home Economics</u>	<u>Practice</u>
<u>Agriculture</u>	<u>Design</u>	<u>Homeland Defense</u>	<u>Pre-Algebra</u>
<u>Art</u>	<u>Education</u>	<u>Hygiene</u>	<u>Safety</u>
<u>Astrology</u>	<u>Effort</u>	<u>Informatics</u>	<u>Spelling</u>
<u>Attendance</u>	<u>Engineering</u>	<u>Management</u>	<u>Sport</u>
<u>Attitude</u>	<u>Enterprise</u>	<u>Media</u>	<u>Teaching</u>
<u>Automotive</u>	<u>Entertainment</u>	<u>Medical</u>	<u>Technology</u>
<u>Behavior</u>	<u>Ethics</u>	<u>Morals</u>	<u>Theatre</u>
<u>Bible</u>	<u>Exercise</u>	<u>Music</u>	<u>Training</u>
<u>Business</u>	<u>Farming</u>	<u>Nutrition</u>	<u>Transportation</u>
<u>Career</u>	<u>Food</u>	<u>Painting</u>	<u>Tourism</u>
<u>Computer</u>	<u>Finance</u>	<u>Pedagogy</u>	<u>Typing</u>
<u>Conduct</u>	<u>Health</u>	<u>Physical Education (PE)</u>	<u>Workshop</u>



STEP 3: CHECK THE APPROVED CHART

b. **Approved titles that can be used in a certification.**

Note: These course titles can only be used if they do not contain any words noted in the two tables above.

ENGLISH		SCIENCE	SOCIAL SCIENCE	OTHER
Communication	Native Language**	Anatomy	Anthropology	Foreign Language**
Composition	<u>Novels</u>	<u>Anatomy & Physiology</u> *	Citizenship	Philosophy
Debate	Poetry	Astronomy	<u>Civics</u>	Sign Language
<u>English</u> **	<u>Public Speaking</u> *	<u>Biology</u>	Criminal Justice	Non-Doctrinal/ Comparative Religion
Etymology	Redaction	Botany	Culture	*** Any language NOT listed as a native language in the country entry in the International Guide can be considered as a foreign language.
<u>First Language</u> *	Rhetoric	<u>Chemistry</u>	Economics	***Any foreign language that is part of a title joined by any word that is also



STEP 4: WHAT'S NEXT?

- » Be sure to review duplicative course-title rules.
- » What if not on the approved or denied list?
 - Cannot be used.



ELIGIBILITY CENTER

INTERNATIONAL CREDITING

Scan the QR Code Below



**Find International
Crediting Policies**



STEP 1: CHECK FOR A COUNTRY SPECIFIC CREDITING POLICY

Example: France (Co-Efficients)

Crediting Policies

If course credits are indicated on the transcript, the following units provided on the document will be awarded credit as follows:

NUMERIC GRADE	U.S. EQUIVALENT CREDIT PER YEAR
4+	1.00
3	0.75

NUMERIC GRADE	U.S. EQUIVALENT CREDIT PER YEAR
2	0.50
1	0.25



STEP 2: IF NO COUNTRY SPECIFIC POLICY, USE STANDARD POLICY

2. Standard Crediting Policy

If no country-specific crediting policy applies (step one above), use the following crediting for approved core courses:

CORE COURSE	CREDIT AWRADED IN THE CERTIFICATION (PER YEAR)
English, native language, and mathematics.	1.0 credit
Natural or physical science, social science, or additional core course area.	0.50 credit



ELIGIBILITY CENTER

RESOURCES



Subscribe to the
International
Newsletter

- » [Guide to International Academic Standards for Athletics Eligibility.](#)
- » [International Initial-Eligibility Flyer.](#)
- » [Course Title Usage Guide.](#)
- » [Policy for Awarding Credit for International Academic Certification.](#)
- » Register at eligibilitycenter.org.
- » Visit [country-specific webpages.](#)



[@ncaaec](#)



[@playcollegesports](#)



[@ncaaec](#)



[@ncaaec](#)



ELIGIBILITY CENTER

SOCIAL MEDIA

Follow the NCAA Eligibility Center



Twitter
[@ncaaec](https://twitter.com/ncaaec)



Instagram
[@playcollegesports](https://www.instagram.com/playcollegesports)



Facebook
[@ncaaec](https://www.facebook.com/ncaaec)



YouTube
[@ncaaec](https://www.youtube.com/ncaaec)



TRANSFER STUDENTS

- » Understand transfer rules, options and potential consequences before choosing to transfer.
- » Depending on your university experience, you may be able to compete as soon as you transfer, or you might have to be enrolled for one academic year at your new school before competing.
- » Resources:
 - [Guide for Two-Year Transfers.](#)
 - [Guide for Four-Year Transfers.](#)
 - For more transfer information, visit on.ncaa.com/Transfer.





ELIGIBILITY CENTER

QUESTIONS?



**Take a Short Survey
on How We Did Today**



ELIGIBILITY CENTER

GUIDE TO INTERNATIONAL ACADEMIC STANDARDS

Scan the QR Code Below



**Guide to International
Academic Standards
for Athletics Eligibility**



ELIGIBILITY CENTER



**Connect with the
Eligibility Center**

THANK YOU FOR JOINING!

Contact the Eligibility Center

- » International students (including Quebec).
 - Ec-international@ncaa.org.
- » U.S. and Canadian students.
 - 877-262-1492.
 - > Monday-Friday.
 - > 9 a.m. to 5 p.m. Eastern Standard time.



[@ncaaec](https://twitter.com/ncaaec)



[@playcollegesports](https://www.instagram.com/playcollegesports)



[@ncaaec](https://www.facebook.com/ncaaec)



[@ncaaec](https://www.youtube.com/ncaaec)