

# DIVISION II BASEBALL CHAMPIONSHIPS RECORDS BOOK

2023 Championship.....	2
History.....	3
Individual Records.....	5
Team Records.....	6
Won-Lost Records in Tournament Play.....	7
All-Time Results.....	12
Brackets.....	30



---

# 2023 CHAMPIONSHIP

---

## 2023 RESULTS

### FINALS

[Rollins 7, CSUSB 1](#)

[Millersville 6, UIndy 5](#)

[Angelo St. 2, Southern N.H. 1](#)

[North Greenville 4, Augustana \(SD\) 1](#)

[CSUSB 10, UIndy 8](#)

[Rollins 17, Millersville 4](#)

[Southern N.H. 10, Augustana \(SD\) 6](#)

[Angelo St. 6, North Greenville 2](#)

[CSUSB 6, Millersville 5](#)

[Southern N.H. 8, North Greenville 4](#)

[CSUSB 16, Rollins 11](#)

[Angelo St. 5, Southern N.H. 3](#)

[Rollins 10, CSUSB 8](#)

### CHAMPIONSHIP

[Angelo St. 6, Rollins 5](#)

# HISTORY

## RESULTS

Year	Champion (Record)	Coach	Score	Runner-Up	Host or Site	Game Attendance	Total Attendance
1968	*Chapman (35-18)	Paul Deese	11-0	Delta St.	Springfield, Mo.	—	—
1969	*Illinois St. (33-5)	Duffy Bass	12-0	Missouri St.	Springfield, Mo.	—	—
1970	CSUN (41-21)	Bob Hiegert	2-1	Nicholls	Springfield, Mo.	—	—
1971	Fla. Southern (34-4)	Hal Smeltzly	4-0	Central Mich.	Springfield, Mo.	—	—
1972	Fla. Southern (31-6)	Hal Smeltzly	5-1	CSUN	Springfield, Ill.	—	—
1973	*UC Irvine (44-12)	Gary Adams	9-6	Ithaca	Springfield, Ill.	—	—
1974	UC Irvine (48-8)	Gary Adams	14-1	New Orleans	Springfield, Ill.	—	—
1975	Fla. Southern (35-10)	Hal Smeltzly	10-7	Marietta	Springfield, Ill.	—	—
1976	Cal Poly Pomona (40-27-1)	John Scolinos	17-3	SIUE	Springfield, Ill.	2,100	17,943
1977	UC Riverside (43-19)	Jack Smitheran	4-1	Eckerd	Springfield, Ill.	2,917	11,870
1978	Fla. Southern (41-8)	Joe Arnold	7-2	Delta St.	Springfield, Ill.	625	—
1979	Valdosta St. (47-14)	Tommy Thomas	3-2	Fla. Southern	Springfield, Ill.	1,052	12,815
1980	*Cal Poly Pomona (42-25-1)	John Scolinos	13-6	New Haven	Riverside, Calif.	1,100	8,437
1981	*Fla. Southern (55-8)	Joe Arnold	9-0	Eastern Ill.	Riverside, Calif.	727	10,644
1982	*UC Riverside (36-23)	Jack Smitheran	10-1	Fla. Southern	Riverside, Calif.	1,550	10,925
1983	*Cal Poly Pomona (41-22)	John Scolinos	9-7	Jacksonville St.	Riverside, Calif.	1,052	7,869
1984	CSUN (46-21-1)	Bob Hiegert	10-5	Fla. Southern	Riverside, Calif.	914	7,737
1985	*Fla. Southern (54-10)	Chuck Anderson	15-5	Cal Poly Pomona	Montgomery, Ala.	2,885	23,416
1986	Troy (46-8)	Chase Riddle	5-0	Columbus St.	Montgomery, Ala.	5,491	24,853
1987	Troy (38-10-1)	Chase Riddle	7-5	Tampa	Montgomery, Ala.	—	18,191
1988	*Fla. Southern (48-10)	Chuck Anderson	5-4†	Sacramento St.	Montgomery, Ala.	2,000	12,169
1989	#Cal Poly (38-25)	Steve McFarland	9-5	New Haven	Montgomery, Ala.	3,100	13,084
1990	Jacksonville St. (43-9)	Rudy Abbott	12-8	CSUN	Montgomery, Ala.	3,593	14,055
1991	Jacksonville St. (41-12)	Rudy Abbott	20-4	Mo. Southern St.	Montgomery, Ala.	3,150	15,400
1992	Tampa (42-19)	Lelo Prado	11-8	Mansfield	Montgomery, Ala.	2,500	13,762
1993	*Tampa (43-21)	Lelo Prado	7-5	#Cal Poly	Montgomery, Ala.	3,100	16,559
1994	Central Mo. (51-11)	Dave Van Horn	14-9	Fla. Southern	Montgomery, Ala.	1,682	11,436
1995	*Fla. Southern (51-10)	Chuck Anderson	15-0	Georgia College	Montgomery, Ala.	3,714	11,961
1996	*Kennesaw St. (48-17)	Mike Sansing	4-0	St. Joseph's (IN)	Montgomery, Ala.	2,459	19,941
1997	*Chico St. (52-11)	Lindsay Meggs	13-12	Central Okla.	Montgomery, Ala.	1,689	21,808
1998	*Tampa (46-14)	Terry Rupp	6-1	Kennesaw St.	Montgomery, Ala.	3,853	22,586
1999	Chico St. (50-17)	Lindsay Meggs	11-5	Kennesaw St.	Montgomery, Ala.	2,503	19,303
2000	*Southeastern Okla. (43-12)	Mike Metheny	7-2	Fort Hays St.	Montgomery, Ala.	2,853	20,057
2001	St. Mary's (TX) (50-13)	Charlie Migl	11-3	Central Mo.	Montgomery, Ala.	2,738	12,580
2002	Columbus St. (48-15)	Greg Appleton	5-3	Chico St.	Montgomery, Ala.	1,653	15,142
2003	Central Mo. (51-7)	Brad Hill	11-4	Tampa	Montgomery, Ala.	2,616	13,342
2004	Delta St. (54-11)	Mike Kinnison	12-8	Grand Valley St.	Montgomery, Ala.	2,427	18,184
2005	Fla. Southern (51-11)	Pete Meyer	12-9	North Florida	Montgomery, Ala.	1,464	20,039
2006	*Tampa (54-6)	Joe Urso	3-2^	Chico St.	Montgomery, Ala.	1,821	33,677
2007	*Tampa (53-10)	Joe Urso	7-2	Columbus St.	Montgomery, Ala.	2,354	16,280
2008	Mount Olive (58-6)	Carl Lancaster	6-2	Ouachita Baptist	Sauget, Ill.	867	16,555
2009	Lynn (46-16)	Rudy Garbalosa	2-1	Emporia St.	Cary, N.C.	734	16,446
2010	Southern Ind. (52-14)	Tracy Archuleta	6-4	UC San Diego	Cary, N.C.	1,107	14,754
2011	*West Florida (52-9)	Mike Jeffcoat	12-2	Winona St.	Cary, N.C.	1,223	19,568
2012	*West Chester (46-10)	Jad Prachniak	9-0	Delta St.	Cary, N.C.	2,663	17,585
2013	Tampa (47-12)	Joe Urso	8-2	Minnesota St.	Cary, N.C.	2,478	15,753
2014	Southern Ind. (49-13)	Tracy Archuleta	3-2†	Colorado Mesa	Cary, N.C.	2,848	18,208
2015	*Tampa (43-13)	Joe Urso	3-1	Catawba	Cary, N.C.	2,452	20,027
2016	Nova Southeastern (44-16)	Greg Brown	8-6	Millersville	Cary, N.C.	1,012	17,878
2017	*West Chester (42-11)	Jad Prachniak	5-2	UC San Diego	Grand Prairie, Tex.	326	16,597
2018	Augustana (SD) (52-9)	Tim Huber	3-2	Columbus St.	Cary, N.C.	633	14,009
2019	*Tampa (45-14)	Joe Urso	3-1	Colorado Mesa	Cary, N.C.	1,110	21,167
@2020							
2021	Wingate (39-13)	Jeff Gregory	5-3	Central Mo.	Cary, N.C.	2,363	11,075
2022	North Greenville (54-10)	Landon Powell	5-3	Point Loma	Cary, N.C.	1,043	26,357
2023	Angelo St. (56-9)	Kevin Brooks	6-5	Rollins	Cary, N.C.	1,475	28,031

†12 innings. ^10 innings. \*Undefeated through tournament. @The 2020 championship was not held due to the COVID-19 pandemic.

# Participation vacated by the NCAA Committee on Infractions

## TEAM CHAMPIONSHIPS

Fla. Southern	9
Tampa	8
Cal Poly Pomona	3
Central Mo.	2
Chico St.	2
CSUN	2
Jacksonville St.	2
Southern Ind.	2
Troy	2
UC Irvine	2
UC Riverside	2
West Chester	2
Angelo St.	1
Augustana (SD)	1
Chapman	1
Columbus St.	1
Delta St.	1
Illinois St.	1
Kennesaw St.	1
Lynn	1
Mount Olive	1
North Greenville	1
Nova Southeastern	1
Southeastern Okla.	1
St. Mary's (TX)	1
Valdosta St.	1
West Florida	1
Wingate	1

## MOST OUTSTANDING PLAYER

Year	Player, Position, School
1968	Tony Spono, of, Chapman
1969	Tom Klein, 1b, Illinois St.
1970	Chuck Stone, of, CSUN
1971	Greg Pryor, 2b, Fla. Southern Kevin Bryant, 3b, Fla. Southern
1972	Jay Smith, p, Fla. Southern
1973	Terry Stupy, c, UC Irvine
1974	Jeff Malinoff, 1b, UC Irvine
1975	Joe Yazombek, c, Marietta
1976	Ken Hellyer, of, Cal Poly Pomona
1977	Joe Lefebvre, of-p, Eckerd Steve Glaum, p, UC Riverside
1978	Ricky Perkins, 3b, Delta St.
1979	Frank DeGennaro, of, Valdosta St.
1980	Brian Zell, of, Cal Poly Pomona
1981	Joe Sickles, of, Fla. Southern
1982	Joe Sickles, of, Fla. Southern
1983	Larry Beardman, of, Cal Poly Pomona
1984	Perry Husband, 2b, CSUN
1985	Tom Temrowski, 1b, Fla. Southern

Year	Player, Position, School
1986	Wendell Stephens, 3b, Troy
1987	Jude Rinaldi, 1b, Troy
1988	Chris Leach, of, Fla. Southern
1989	Steve DiBartolomeo, p, New Haven
1990	Tim VanEgmond, p, Jacksonville St.
1991	Tim VanEgmond, p, Jacksonville St.
1992	Joe Urso, 2b, Tampa
1993	David Dion, of, Tampa
1994	James Vida, 1b, Fla. Southern
1995	Brett Tomko, p, Fla. Southern
1996	Chris Halliday, c, Kennesaw St.
1997	Angel Diaz, c, Tampa
1998	Ronnie Merrill, ss, Tampa
1999	John-Eric Hernandez, p, Chico St.
2000	Aaron Thompson, p, Southeastern Okla.
2001	Jesse Gutierrez, 1b, St. Mary's (TX)
2002	Brian Baker, p, Columbus St.
2003	Jay Hyland, of, Tampa
2004	Bert Pickard, 1b, Delta St.
2005	Kyle DeYoung, p, Fla. Southern
2006	Lee Cruz, dh, Tampa
2007	Jonathan Holt, p, Tampa
2008	Steve Smith, p, Ouachita Baptist
2009	Tommy Kahnle, p, Lynn
2010	Taylor Dennis, p, Southern Ind.
2011	Daniel Vargas-Vila, p, West Florida Tony Mueller, p/cf, Winona St.
2012	Joe Gunkel, p, West Chester
2013	Jake Schrader, 3b, Tampa
2014	Matt Chavarria, p, Southern Ind.
2015	Michael Calkins, p, Tampa
2016	Devin Rafferty, p, Nova Southeastern
2017	Josh McClain, p, West Chester
2018	Tyler Mitzel, p, Augustana (SD)
2019	Jacinto Arredondo, p, Tampa
2020	No championship
2021	Logan McNeely, c, Wingate
2022	Reece Fields, p, North Greenville
2023	Aaron Munson, p, Angelo St.

# INDIVIDUAL RECORDS

## SINGLE GAME

### BATTING

#### AT-BATS

9—Carter Chasanov, Bloomsburg (8) vs. Mercyhurst (9), 18 inn., 5-16-2019; Dominic Cecere, Jack Elliott and Josh Sureowicz, Mercyhurst (9) vs. Bloomsburg (8), 18 inn., 5-16-2019; Balin Bergman and Iain Dykins, Central Mo. (5) vs. Sonoma St. (6), 19 inn., 5-26-2008; Konrad Thieme, Sonoma St. (6) vs. Central Mo. (5), 19 inn., 5-26-2008

#### RUNS

6—Tom Michalak, Lewis (27) vs. Ferris St. (2), 5-18-1990

#### HITS

7—Justin Hemauer, Wayne St. (NE) (28) vs. Southwest Minn. St. (12), 5-15-2009

#### DOUBLES

4—Jordan Gochenour, UT Tyler (17) vs. MSU Denver (4), May 18, 2023; Ruben Ayala, UC Riverside (12) vs. Jacksonville St. (10), 5-30-1991

#### TRIPLES

2—by several

#### HOME RUNS

4—Jamie Detillon, Ashland (11) vs. Quincy (10), 5-16-1999

#### RUNS BATTED IN

9—Cam Kennedy, Eastern Ill. (21) vs. Missouri St. (11), 5-27-1978; Mark Graham, Delta St. (28) vs. Ulndy (15), 5-15-1981; Rob Busch, Valdosta St. (19) vs. Troy (1), 5-25-1985; Jeff Gordon, Tampa (17) vs. Fla. Southern (19), 5-19-1995; Jud Thigpen, Delta St. (24) vs. Southern Ark. (2), 5-16-2004; Dan Sullivan, Tampa (35) vs. Spring Hill (4), 5-19-2022; Omar Ward, Seton Hill (18) vs. West Chester (7), 5-20-2022

#### TOTAL BASES

16—Jamie Detillon, Ashland (11) vs. Quincy (10), 5-16-1999

#### STOLEN BASES

4—Fred McGaha, Louisiana Tech (9) vs. UT Martin (2), 5-20-1971; Pierre Gomez, Norfolk St. (6) vs. Ky. Wesleyan (12), 5-20-1988; Pat McCarthy, Seton Hill (9) vs. East Stroudsburg (3), 5-17-2013; Justin Brock, Franklin Pierce (8) vs. Southern N.H. (2), 5-16-2015; Robert Bennie, East Stroudsburg (19) vs. Chowan (2), 5-20-2016; Colby Johnson, Charleston (WV) (12) vs. West Virginia St. (8) (10 inn.), 5-28-2021

### PITCHING

#### INNINGS PITCHED

15—Tom Babcock, Springfield (6) vs. Fla. Southern (7), 5-30-1970; Steve Wendell, Quinnipiac (1) vs. Mansfield (3), 5-21-1988

#### MOST HITS ALLOWED

19—Rick Akers, CSUN (4) vs. UC Riverside (11), 5-20-1977; Greg Valentini, West Ga. (28) vs. Slippery Rock (8), 5-14-1982

#### FEWEST HITS ALLOWED (COMPLETE GAME)

0—Ron Middleton, SIUE (17) vs. Nicholls (0), 5-25-1972; Chris Lein, FIU (3) vs. Eckerd (0), 5-11-1979; Steve Charles, Troy (5) vs. Mansfield (0), 5-29-1993; Mike Sirkorski, Slippery Rock (2) vs. Kutztown (1), 5-16-2003; Dave McKae, UC Davis (3) vs. Fort Hays St. (0), 5-17-2003

#### RUNS ALLOWED

14—Shannon Albright, Cal Poly Pomona (14) vs. UC Davis (15), 5-21-1993; Chad Danielson, South Dakota St. (10) vs. Central Mo. (15), 5-20-1995; Tommy Mejia, Dominican (NY) (13) vs. Franklin Pierce (15), 5-21-2006

#### EARNED RUNS ALLOWED

13—Chad Danielson, South Dakota St. (10) vs. Central Mo. (15), 5-20-1995; Tommy Mejia, Dominican (NY) (13) vs. Franklin Pierce (15), 5-21-2006

#### STRIKEOUTS

20—Ted Barnicle, Jacksonville St. (2) vs. Southeastern La. (5), 5-16-1975

#### BASES ON BALLS

12—Robby Glisson, Chapman (15) vs. CSUN (12), 5-18-1984

### FIELDING

#### PUTOUTS

26—Ryan Shiffer, Bloomsburg (8) vs. Mercyhurst (9), 18 inn., 5-16-2019

#### ASSISTS

11—Dennis Olson, Mo.-St. Louis (2) vs. Omaha (1), 5-23-1977; Jimmy Lester, Columbus St. (19) vs. Longwood (1), 5-17-1984; Coleman Waheed, William Jewell (3) vs. Ashland (5), 5-16-2015; Mychael Goudreau, Azusa Pacific (4) vs. California Baptist (7) (15 inn.), 5-17-2018

#### ERRORS

5—Mike Vargo, Tampa (17) vs. Fla. Southern (19), 5-19-1995

---

# TEAM RECORDS

---

## SINGLE GAME

### BATTING

#### AT-BATS

73—Sonoma St. (6) vs. Central Mo. (5), 19 inn., 5-26-2008

#### RUNS

35—Tampa vs. Spring Hill (4), 5-19-2022

#### RUNS, ONE INNING

16—Tampa (35) vs. Spring Hill (4), 2nd, 5-19-2022

#### HITS

33—Tampa (35) vs. Spring Hill (4), 5-19-2022

#### DOUBLES

10—Wright St. (26) vs. Youngstown St. (1), 5-19-1977; Central Mo. (19) vs. Ouachita Baptist (5), 5-21-2022

#### TRIPLES

5—South Dakota St. (13) vs. Northwest Mo. St. (1), 5-18-1973

#### HOME RUNS

8—Lewis (24) vs. Sam Houston (8), 5-18-1984; Longwood (11) vs. Shippensburg (15), 5-14-1992; Tampa (35) vs. Spring Hill (4), 5-19-2022

#### RUNS BATTED IN

31—Tampa (35) vs. Spring Hill (4), 5-19-2022

#### TOTAL BASES

65—Tampa (35) vs. Spring Hill (4), 5-19-2022

#### LEFT ON BASE

27—Bloomsburg (8) vs. Mercyhurst (9), 18 inn., 5-16-2019

### PITCHING

#### STRIKEOUTS

24—Mercyhurst (9) vs. Bloomsburg (8), 18 inn., 5-16-2019

#### BASES ON BALLS

17—Mercyhurst (9) vs. Bloomsburg (8), 18 inn., 5-16-2019

#### CONSECUTIVE SHUTOUT INNINGS

25—Minnesota St. (9 innings vs. Southern N.H., 5-30-2012; 9 innings vs. Delta St., 5-31-2012; 7 innings vs. Delta St., 6-1-2012)

### FIELDING

#### ASSISTS

26—Omaha (1) vs. Mo.-St. Louis (2), 5-23-1977; Quinnipiac (1) vs. Mansfield (3), 5-21-1988; Sonoma St. (6) vs. Central Mo. (5), 19 inn., 5-26-2008

#### ERRORS

11—Minnesota St. (9) vs. Troy (18), 5-15-1978; Slippery Rock (8) vs. West Ga. (28), 5-14-1982; Minnesota St. (7) vs. Lewis (14), 5-17-1986

#### DOUBLE PLAYS

6—Tampa (5) vs. West Ga. (1), 5-25-1998; Kutztown (7) vs. Ohio Valley (0), 5-18-2006

# WON-LOST RECORDS IN TOURNAMENT PLAY

Team (Years Participated)	Yrs.	Won	Lost	Pct.	1st	2nd	3rd	4th
Abilene Christian (1996-2000-01-02-03-05-06-08-09-10)	10	15	20	.429	0	0	0	0
Adelphi (1972-74-75-77-81-86-89-92-93-96-97-99-2005-07-09-11-19-22)	18	32	37	.464	0	0	2	0
Akron (1979)	1	0	2	.000	0	0	0	0
Alabama Huntsville (1998-99-2000-01-12-14-21)	7	11	14	.440	0	0	0	0
Alabama St. (1974)	1	0	2	.000	0	0	0	0
Albany St. (GA) (1978-2006-10-15-18)	5	0	10	.000	0	0	0	0
Alderson Broaddus (2016)	1	0	2	.000	0	0	0	0
American Int'l (1991)	1	3	2	.600	0	0	0	0
Angelo St. (2007-09-12-13-15-16-17-19-21-22-23)	11	44	26	.629	1	0	0	0
Ark.-Fort Smith (2017)	1	2	2	.500	0	0	0	0
Ark.-Monticello (2014-16-17-19)	4	6	8	.429	0	0	0	0
Arkansas St. (1968)	1	3	2	.600	0	0	1	0
Arkansas Tech (2014-21-23)	1	2	6	.250	0	0	0	0
Armstrong St. (1988-89-90-91-92-93-94-98-99-2003-06-07-12-13)	14	15	31	.326	0	0	0	0
Ashland (1995-99-2000-01-02-03-04-06-07-08-09-10-13-15-16-18-19-22-23)	19	38	43	.469	0	0	0	0
Assumption (1978-82-2009-19)	4	2	8	.200	0	0	0	0
Augusta (1978-2004)	2	1	4	.200	0	0	0	0
Augustana (SD) (2011-14-18-19-21-22-23)	7	20	15	.571	1	0	0	0
Azusa Pacific (2015-17-18-19-21-22-23)	7	15	15	.500	0	0	0	0
Baltimore (1973)	1	0	2	.000	0	0	0	0
Barry (1998-2009-11-23)	4	10	8	.556	0	0	0	0
Bellarmino (1973-79-80-89-2008-13-17-18-19)	9	12	18	.400	0	0	0	0
Belmont Abbey (1968-2001-08-09-16-18-22-23)	8	14	16	.467	0	0	1	0
Bloomsburg (1995-2018-19-21)	4	6	9	.400	0	0	0	0
Brandeis (1975)	1	2	2	.500	0	0	0	0
Bridgeport (2016)	1	1	2	.333	0	0	0	0
Bryant (1986-98-2002-04-07-08)	6	13	13	.500	0	0	0	0
Caldwell (2004-07)	2	2	4	.333	0	0	0	0
*Cal Poly (1977-91)	2	1	4	.200	0	0	0	0
Cal Poly Pomona (1976-79-80-83-85-88-93-2011-14-15-16-17-19-22-23)	15	51	32	.614	3	1	2	0
Cal St. Dom. Hills (1986-87-94-2009-10)	5	6	11	.353	0	0	0	1
Cal St. East Bay (1972-77-2016)	3	3	6	.333	0	0	0	0
Cal St. Fullerton (1974)	1	0	2	.000	0	0	0	0
Cal St. Monterey Bay (2013-16-18-19-22-23)	6	8	12	.400	0	0	0	0
Cal State LA (1998-2006-07-13)	4	10	9	.526	0	0	1	0
Caldwell (2008)	1	2	2	.500	0	0	0	0
California (PA) (1977-79-83-2007-10)	5	5	10	.333	0	0	0	0
California Baptist (2014-15-16-17-18)	5	9	10	.474	0	0	0	0
Carson-Newman (1999-2002-07-08)	4	5	9	.357	0	0	0	0
Catawba (2004-06-08-09-10-11-12-14-15-16-17-19-21)	13	33	27	.550	0	1	0	1
Central Conn. St. (1973-75)	2	3	4	.429	0	0	0	0
Central Mich. (1971)	1	6	3	.667	0	1	0	0
Central Mo. (1971-74-81-88-89-90-91-94-95-96-97-98-99-2000-01-02-03-04-05-06-07-08-09-10-11-12-13-16-18-19-21-22-23)	33	121	67	.644	2	2	4	2
Central Okla. (1994-97-2001-02-03-05-06-17-18)	9	19	18	.514	0	1	0	0
Chapman (1968-69-70-72-75-76-78-79-84)	9	21	17	.553	1	0	0	0
Charleston (WV) (2018-19-21-23)	4	8	8	.500	0	0	0	0
Chattanooga (1971)	1	0	2	.000	0	0	0	0
Chico St. (1978-87-96-97-98-99-2000-02-04-05-06-07-08-10-12-13-14-16-17-18)	20	57	37	.606	2	2	1	0
Chowan (2016)	1	0	2	.000	0	0	0	0
Clafin (2016)	1	0	2	.000	0	0	0	0
Cleveland St. (1973)	1	1	2	.333	0	0	0	0
Coker (2013)	1	4	2	.667	0	0	0	0
Colo. Sch. of Mines (2018-19)	2	3	4	.429	0	0	0	0
Colorado Mesa (1993-97-99-2002-04-05-06-07-09-10-11-12-13-14-15-16-17-18-19-21-22-23)	22	48	47	.505	0	2	1	0
CSU Pueblo (1968-94-96-2001-02-04-06-09-13-15)	10	11	20	.355	0	0	0	0
Columbus St. (1975-76-77-79-80-81-83-84-86-87-88-90-92-94-96-98-2002-04-06-07-08-10-11-14-16-18-21-22-23)	29	73	59	.553	1	3	0	0
Concord (2001-08-09-11-13)	5	1	10	.091	0	0	0	0
Concordia (NY) (1999-2000-01-02)	4	5	8	.385	0	0	0	0
Concordia-St. Paul (2008)	1	0	2	.000	0	0	0	0
CSUN (1970-71-72-73-75-76-77-80-81-82-84-87-90)	13	46	28	.622	2	2	1	0

Team (Years Participated)	Yrs.	Won	Lost	Pct.	1st	2nd	3rd	4th
CSUSB (2023)	1	8	2	.800	0	0	1	0
Davenport (2021-22)	2	4	4	.500	0	0	0	0
Delta St. (1968-69-75-77-78-79-80-81-82-85-88-89-91-94-95-96-99-2000-01-02-03-04-05-07-08-12-13-14-16-17-18-19-21-22)	34	99	72	.579	1	3	4	1
Dominican (NY) (2006-09-10-17-21)	5	4	10	.286	0	0	0	0
Dowling (2002-03-04-06-08-09-11-12-14-15-16)	11	14	23	.378	0	0	0	0
Drury (2007-13-14-15-17-19)	6	10	12	.455	0	0	0	0
East Stroudsburg (1985-2011-13-16-22-23)	6	10	13	.435	0	0	0	0
Eastern Ill. (1973-75-76-78-81)	5	20	12	.625	0	1	0	0
Eckerd (1973-74-75-76-77-78-79-80-81-87-2019)	11	18	24	.429	0	1	0	0
Edinboro (1994)	1	1	2	.333	0	0	0	0
Elon (1997)	1	2	2	.500	0	0	0	0
Embry-Riddle (FL) (2019)	1	0	2	.000	0	0	0	0
Emporia St. (1993-2004-05-06-07-08-09-10-11-14-15-16-17-18)	14	24	28	.462	0	1	0	0
Erskine (2008-10)	2	1	4	.200	0	0	0	0
Evansville (1975-76)	2	0	4	.000	0	0	0	0
Felician (2014-16-17-19-23)	5	5	10	.333	0	0	0	0
Ferris St. (1990)	1	0	2	.000	0	0	0	0
FGCU (2006-07)	2	3	4	.429	0	0	0	0
FIU (1976-78-79-80-82)	5	9	11	.450	0	0	0	0
Fla. Atlantic (1985-93)	2	1	5	.167	0	0	0	0
Fla. Southern (1969-70-71-72-73-74-75-76-77-78-79-80-81-82-83-84-85-86-87-88-89-90-91-92-94-95-96-97-98-99-2000-02-03-04-05-06-07-09-10-14-17-18-23)	43	153	82	.651	9	4	2	1
Florida Tech (1991-92-2008-10-13-15)	6	6	12	.333	0	0	0	0
Fort Hays St. (1997-98-99-2000-03-06)	6	12	12	.500	0	1	0	0
Francis Marion (1993-2003-05-06-09-10-11-12)	8	17	17	.500	0	0	0	0
Franklin Pierce (2003-05-06-07-08-09-10-11-12-13-14-15-16-18-19-21-22-23)	18	47	41	.534	0	0	3	0
Ga. Southwestern (2023)	1	0	2	.000	0	0	0	0
Gannon (2019-22)	2	1	4	.200	0	0	0	0
Gardner-Webb (2000)	1	3	2	.600	0	0	0	0
Georgia College (1995-97-2000-01-02-06-07-09-10-13-14-15-17-18)	14	29	28	.509	0	1	1	0
Goldey-Beacom (2021-23)	2	5	4	.556	0	0	0	0
Grand Canyon (2000-02-13)	3	6	7	.462	0	0	0	0
Grand Valley St. (1985-94-2002-03-04-05-06-07-08-09-10-11-12-13-14-15-16)	17	46	36	.561	0	1	2	0
Harding (2011)	1	1	2	.333	0	0	0	0
Hawaii Pacific (2010)	1	2	2	.500	0	0	0	0
Henderson St. (2015-21-22)	3	9	6	.600	0	0	1	0
Hillsdale (2016-18)	2	0	4	.000	0	0	0	0
Ill. Springfield (2018-19-21-22-23)	5	12	11	.522	0	0	0	0
Illinois St. (1968-69-70)	3	8	4	.667	1	0	0	0
Indiana (PA) (1988-90)	2	1	4	.200	0	0	0	0
Ithaca (1969-70-71-73-74)	5	12	11	.522	0	1	0	0
Jacksonville (1968)	1	1	2	.333	0	0	0	1
Jacksonville St. (1973-75-76-77-79-82-83-84-86-88-89-90-91)	13	38	26	.594	2	1	1	0
James Madison (1976)	1	3	2	.600	0	0	0	0
Jefferson (1987-90)	2	3	4	.429	0	0	0	0
Kennesaw St. (1995-96-97-98-99-2000-01-02-03-05)	10	36	19	.655	1	2	1	1
Ky. Wesleyan (1988-2017)	2	3	4	.429	0	0	0	0
Kutztown (1999-2001-02-03-04-05-06-07-08-09-10-12-14)	13	32	29	.525	0	0	0	0
Lake Erie (2014)	1	1	2	.333	0	0	0	0
Lander (2012-14-16)	3	12	7	.632	0	0	1	0
Lee (2021-22)	2	4	4	.500	0	0	0	0
Le Moyne (1975-76-77-78-79-80-81-82-83-85-86-87-2012-18-22-23)	16	34	34	.500	0	0	1	0
Lenoir-Rhyne (2001-22)	2	3	4	.429	0	0	0	1
Lewis (1981-84-85-86-87-88-89-90-92-94-95-96-2012-13)	14	37	30	.552	0	0	3	1
Lincoln Memorial (2013-17-18-19)	4	4	8	.333	0	0	0	0
Lindenwood (2017-21)	2	6	4	.600	0	0	0	0
LIU (1968)	1	4	3	.571	0	0	0	1
LIU Post (1974-76-77-80-82-83-85-2008-10-17-19)	11	12	22	.353	0	0	0	0
Longwood (1982-84-87-91-92-93)	6	10	13	.435	0	0	0	0
Louisiana Tech (1971)	1	3	2	.600	0	0	0	0
Lubbock Christian (2016-17-19-23)	4	3	8	.273	0	0	0	0
Luther (1969-71)	2	0	4	.000	0	0	0	0
Lynchburg (1975)	1	1	2	.333	0	0	0	0
Lynn (2006-09-12-14-15-16)	6	12	10	.545	1	0	0	0



Team (Years Participated)	Yrs.	Won	Lost	Pct.	1st	2nd	3rd	4th
Mansfield (1988-92-93-94-95-97-2002-10)	8	21	17	.553	0	1	0	0
Marietta (1971-72-73-75)	4	13	9	.591	0	1	0	0
Maryville (MO) (2023)	1	2	2	.500	0	0	0	0
Maryville (TN) (1974)	1	1	2	.333	0	0	0	0
Mercyhurst (1991-94-95-96-97-2000-09-11-12-14-15-16-17-18-19-23)	16	31	34	.477	0	0	0	0
Merrimack (1990-96-99-2018)	4	2	8	.200	0	0	0	0
Middle Tenn. (1968)	1	3	2	.600	0	0	0	0
Miles (2017)	1	0	2	.000	0	0	0	0
Millersville (1998-2000-11-13-14-15-16-17-18-19-21-23)	12	36	26	.581	0	1	0	0
Minn. Duluth (2003-16)	2	0	4	.000	0	0	0	0
Minnesota St. (1968-69-70-71-74-76-77-78-79-80-82-83-85-86-87-88-89-90-96-97-99-2000-01-02-06-07-08-09-10-11-12-13-14-15-16-17-19-21-22-23)	40	82	82	.500	0	1	3	2
Mississippi Col. (2018)	1	3	2	.600	0	0	0	0
Missouri S&T (1972-2011-16)	3	5	6	.455	0	0	0	0
Missouri St. (1969-70-77-78-79-80-82)	7	17	15	.531	0	1	1	0
Missouri Western (2006-13-16-17)	4	1	8	.111	0	0	0	0
MIT (1974)	1	0	2	.000	0	0	0	0
Mo.-St. Louis (1972-73-75-76-77-78-79-84-92-93-96-98-2003)	13	28	27	.509	0	0	0	2
Mo. Southern St. (1990-91-92-95-2001-13-15-23)	8	13	16	.448	0	1	0	0
Molloy (2016-21-22)	3	8	7	.533	0	0	0	0
Mont. St. Billings (2019)	1	0	2	.000	0	0	0	0
Montclair St. (1972-74-75)	3	11	7	.611	0	0	1	0
Montevallo (2006-07-18-23)	4	10	8	.556	0	0	1	0
Morningside (1978-80)	2	0	4	.000	0	0	0	0
Mount Olive (1996-97-98-99-2000-06-07-08-10-11-12-13-14-15-16-17-19-21-23)	19	33	38	.465	1	0	1	0
MSU Denver (2022-23)	2	0	4	.000	0	0	0	0
N.M. Highlands (2001-05-09-10-12-14)	6	5	12	.294	0	0	0	0
Neb.-Kearney (2007-08-10-11)	4	5	8	.385	0	0	0	0
Neb. Wesleyan (1974)	1	0	2	.000	0	0	0	0
New Haven (1972-73-74-76-77-78-79-80-81-82-83-84-85-86-87-88-89-90-93-94-95-96-98-2001-03-06-10-13-17-18)	30	85	70	.548	0	2	3	3
New Orleans (1973-74)	2	10	5	.667	0	1	0	0
New York Tech (1978-80-2019)	3	7	6	.538	0	0	0	0
Newberry (2023)	1	2	2	.500	0	0	0	0
Nicholls (1970-72-74-76-77)	5	10	11	.476	0	1	0	0
Norfolk St. (1988-89-90)	3	1	6	.143	0	0	0	0
North Ala. (1984-85-87-89-91-92-93-95-97-99-2011-12)	12	14	24	.368	0	0	0	0
North Central (IL) (1973)	1	0	2	.000	0	0	0	0
North Dakota (1993-2004)	2	3	5	.375	0	0	0	0
North Dakota St. (1969)	1	2	2	.500	0	0	0	0
North Florida (1994-95-97-99-2000-01-02-03-04-05)	10	25	21	.543	0	1	1	1
North Georgia (2008-15-17)	3	7	6	.538	0	0	0	0
North Greenville (2015-18-19-21-22-23)	6	21	13	.618	1	0	0	0
Northeastern St. (2022)	1	1	2	.333	0	0	0	0
Northern Colo. (1971-72-73-94-98)	5	8	10	.444	0	0	0	0
Northern Ky. (1977-79-81-89-90-2002-04-06-08-09-10-11-12)	13	17	26	.395	0	0	0	0
Northwest Mo. St. (1973-75-78-79-80-82-83-89-2003)	9	11	18	.379	0	0	0	0
Northwest Nazarene (2021-22)	2	5	5	.500	0	0	0	0
Northwood (2017-18-19-21-22-23)	6	7	12	.368	0	0	0	0
Nova Southeastern (2011-12-15-16-17-18-19-22)	8	19	15	.559	1	0	0	0
Ohio Dominican (2018)	1	4	2	.667	0	0	0	0
Ohio Northern (1974)	1	3	3	.500	0	0	0	0
Ohio Valley (2006)	1	1	2	.333	0	0	0	0
Okla. Baptist (2018-19)	2	2	4	.333	0	0	0	0
Old Dominion (1971-72)	2	3	3	.500	0	0	0	0
Omaha (1975-76-77-81-2002-05-06-07-08-09-10)	11	21	22	.488	0	0	0	0
Ouachita Baptist (2007-08-22-23)	4	9	8	.529	0	1	0	0
Pace (1985-2013-23)	3	3	6	.333	0	0	0	0
Pfeiffer (2004)	1	1	2	.333	0	0	0	0
Pitt.-Johnstown (2006-08)	2	2	4	.333	0	0	0	0
Pittsburg St. (1997-98-99-2002-18)	5	3	10	.231	0	0	0	0
Point Loma (2015-18-19-22-23)	5	11	11	.500	0	1	0	0
Portland St. (1968-69)	2	2	4	.333	0	0	0	0
Presbyterian (1998-2003)	2	0	4	.000	0	0	0	0
Puget Sound (1969-71-72-73-74)	5	9	12	.429	0	0	0	1
Queens (NY) (1998-2023)	2	1	4	.200	0	0	0	0

Team (Years Participated)	Yrs.	Won	Lost	Pct.	1st	2nd	3rd	4th
Quincy (1997-99-2006-11-15-16-17-18-19-21-22-23)	12	22	26	.458	0	0	0	0
Quinnipiac (1979-83-84-88)	4	8	9	.471	0	0	0	0
Randolph-Macon (1977)	1	0	2	.000	0	0	0	0
Regis (CO) (1991-2012)	2	2	4	.333	0	0	0	0
Rockhurst (1999-2000-03-06-09-12)	6	13	12	.520	0	0	0	1
Rogers St. (2019)	1	2	2	.500	0	0	0	0
Rollins (1973-74-75-76-79-83-89-90-93-2002-04-05-10-22-23)	15	40	33	.548	0	1	1	0
Rowan (1973)	1	1	2	.333	0	0	0	0
Sacramento St. (1968-69-70-74-75-85-86-88-89)	9	17	21	.447	0	1	1	0
Sacred Heart (1976-78-90-91-92)	5	11	10	.524	0	0	0	0
Saginaw Valley (2000-01-02-07)	4	4	8	.333	0	0	0	0
Saint Leo (1971-78-96-99-2000-01-22)	7	7	13	.350	0	0	0	0
Saint Rose (1994-95-97-2000)	4	4	8	.333	0	0	0	0
St. Anselm (2004-12)	2	1	4	.200	0	0	0	0
St. Cloud St. (1971-91-2010-11-12-13-15-16-17-18-23)	11	22	22	.500	0	0	0	0
St. Edward's (2007-12-13-14-15-16-17-18-22-23)	10	15	21	.417	0	0	0	1
St. Joseph's (IN) (1975-88-91-95-96-98-99-2005-08-13-17)	11	19	24	.442	0	1	0	0
St. Mary's (TX) (2001-04-10-11-12-13-15)	7	20	15	.571	1	0	0	0
St. Thomas Aquinas (2013-14-15-16-17-18-21)	7	18	14	.563	0	0	1	0
Sam Houston (1984-85-86)	3	4	6	.400	0	0	0	0
San Diego (1971-76-78)	3	9	7	.563	0	0	1	0
San Fran. St. (1979-81-82-83-89-95)	6	4	14	.222	0	0	0	0
Savannah St. (1999)	1	0	2	.000	0	0	0	0
Seattle Pacific (1968-69)	2	3	4	.429	0	0	0	0
Seton Hill (2010-11-12-13-14-15-16-17-18-21-22-23)	12	26	25	.510	0	0	0	0
Shepherd (1997-2002-06-09-12-14-16-17-18)	9	9	18	.333	0	0	0	0
Shippensburg (1973-77-78-79-80-81-84-85-86-87-89-91-92-96-99-2000-03-04-07-08-13-17-23)	23	37	50	.425	0	0	0	0
Shorter (2021)	1	0	2	.000	0	0	0	0
Siena (1976)	1	0	2	.000	0	0	0	0
SIUE (1970-71-72-73-74-75-76-77-82-83-85-86-87-89-90-91-92-97-98-2001-06-07)	22	51	47	.520	0	1	1	0
Slippery Rock (1982-89-91-93-96-97-98-99-2000-01-03-05-07-22)	14	24	30	.444	0	0	1	0
Sonoma St. (1991-92-98-99-2001-03-04-07-08-09-11-13-14)	13	27	27	.500	0	0	1	0
South Dakota St. (1973-75-77-84-90-92-93-94-95)	9	8	19	.296	0	0	0	0
Southeast Mo. St. (1976-77-83)	3	7	6	.538	0	0	1	0
Southeastern La. (1975-76-78)	3	7	6	.538	0	0	0	1
Southeastern Okla. (1999-2000-03-11)	4	11	7	.611	1	0	0	0
Southern Ark. (2004-06-08-09-10-11-12-13-14-15-17-18-21-22-23)	15	32	30	.516	0	0	0	0
Southern Conn. St. (2001-05-06-08-10-11-17-22)	8	17	17	.500	0	0	1	0
Southern Ind. (1979-83-89-92-93-94-2007-09-10-11-14-16-17-18)	14	38	28	.576	2	0	1	0
Southern N.H. (2012-13-14-15-16-17-18-19-21-22-23)	11	43	26	.623	0	0	2	0
Southern U. (1975)	1	2	2	.500	0	0	0	0
Southwest Minn. St. (2009)	1	1	2	.333	0	0	0	0
Southwestern Okla. (2016)	1	1	2	.333	0	0	0	0
Spring Hill (2019-22-23)	3	1	6	.143	0	0	0	0
Springfield (1968-69-70-71-72-73-76-79-89-92-93-94)	12	16	26	.381	0	0	0	0
Stanislaus St. (2008)	1	0	2	.000	0	0	0	0
Stetson (1970)	1	0	2	.000	0	0	0	0
Stillman (2007-08-09-11-12-13-14)	7	3	14	.176	0	0	0	0
Stonehill (2000-10-15)	3	5	6	.455	0	0	0	0
Tampa (1984-86-87-88-89-90-91-92-93-94-95-96-97-98-2000-01-02-03-04-05-06-07-08-09-10-11-12-13-14-15-16-17-18-19-21-22-23)	37	141	68	.675	8	2	2	0
Tarleton St. (1998-2011-14-18)	4	2	8	.200	0	0	0	0
Tex. Permian Basin (2009)	1	0	2	.000	0	0	0	0
Tex. A&M-Kingsville (1998-2008-12-13-14-16-18-22)	8	15	17	.469	0	0	0	0
Texas Wesleyan (2000)	1	1	2	.333	0	0	0	0
Tiffin (2019)	1	2	2	.500	0	0	0	0
Towson (1978)	1	0	2	.000	0	0	0	0
Trevecca Nazarene (2021)	1	4	3	.571	0	0	0	0
Troy (1977-78-79-80-81-83-84-85-86-87-88-90-91-93)	14	44	26	.629	2	0	2	2
Truman St. (2015)	1	4	2	.667	0	0	0	0
Tusculum (2003-05-07-08-09-12-16)	7	9	14	.391	0	0	0	0
Tuskegee (1969-72-73)	3	1	6	.143	0	0	0	0
UC-Colo. Springs (2021)	1	0	2	.000	0	0	0	0
UC Davis (1978-79-90-93-94-95-2003)	7	16	15	.516	0	0	0	0
UC Irvine (1970-71-72-73-74)	5	15	8	.652	2	0	0	0
UC Riverside (1975-77-81-82-90-91-92-94-95-96)	10	34	21	.618	2	0	0	0

Team (Years Participated)	Yrs.	Won	Lost	Pct.	1st	2nd	3rd	4th
UC San Diego (2007-08-09-10-11-12-14-15-17-18-19)	11	40	24	.625	0	2	1	0
UCF (1979)	1	0	2	.000	0	0	0	0
UIIndy (1973-78-81-82-84-98-99-2000-01-03-09-10-12-14-15-23)	16	26	32	.448	0	0	1	0
UIW (2004-06-10-11)	4	7	8	.467	0	0	0	0
UMass Lowell (1979-81-84-87-88-91-95-97-98-99-2000-01-02-03-05-06-07-11)	18	29	37	.439	0	0	0	1
UMBC (1977-78-79-86)	4	2	8	.200	0	0	0	0
UNC Pembroke (2011-17-18-21-22-23)	6	5	12	.294	0	0	0	0
UNI (1968-72)	2	1	4	.200	0	0	0	0
Union (TN) (1970-72)	2	0	4	.000	0	0	0	0
Upsala (1969-71)	2	0	4	.000	0	0	0	0
USC Aiken (1992-93-2005-06-07-08-09-13-14-16-17)	11	20	22	.476	0	0	0	0
UT Martin (1971-86)	2	2	4	.333	0	0	0	0
UT Tyler (2023)	1	2	2	.500	0	0	0	0
Utah Tech (2012-13-14-15-16-17)	6	9	12	.429	0	0	0	0
Valdosta St. (1974-75-77-78-79-80-81-82-83-85-86-87-92-93-95-2002-09-10-13-17-19-22-23)	23	53	50	.515	1	0	2	3
Valparaiso (1969-72-74-76)	4	6	8	.429	0	0	0	0
Virginia St. (2007)	1	0	2	.000	0	0	0	0
Walsh (2022)	1	1	2	.333	0	0	0	0
Washburn (2022)	1	0	2	.000	0	0	0	0
Wayne St. (MI) (2005-08-10-11-12-14-17-19-22-23)	10	13	20	.394	0	0	0	0
Wayne St. (NE) (2001-04-05-06-07-08-09)	7	7	14	.333	0	0	0	1
West Ala. (1976-79-92-2005-06-08-09-15-17)	9	17	19	.472	0	0	0	1
West Chester (1983-85-2003-04-05-06-07-08-09-10-12-15-16-17-18-19-22-23)	18	49	35	.583	2	0	0	0
West Florida (2007-10-11-12-13-16-19-21-23)	9	23	17	.575	1	0	0	0
West Ga. (1977-78-79-82-84-98-2016)	7	13	15	.464	0	0	1	0
West Liberty (1998)	1	1	2	.333	0	0	0	0
West Tex. A&M (2014-15-16-17-18-19-21-22)	8	7	16	.304	0	0	0	0
West Virginia St. (1998-99-2000-01-02-04-05-06-07-08-09-10-15-21)	14	21	28	.429	0	0	1	0
West Va. Wesleyan (1996)	1	0	2	.000	0	0	0	0
Western Ill. (1974-76-78)	3	5	6	.455	0	0	0	0
Western Ore. (2003-05-06-08-09-11-12-21-22-23)	10	7	20	.259	0	0	0	0
Westfield St. (1975)	1	4	2	.667	0	0	0	0
William Jewell (2015)	1	1	2	.333	0	0	0	0
Wilmington (DE) (2007-09-11-12-13-14-15-18-19-22)	10	14	21	.400	0	0	0	0
Wingate (1994-95-96-2001-11-15-18-21-22)	9	16	17	.485	1	0	0	0
Winona St. (1998-2000-07-10-11-12)	6	9	12	.429	0	1	0	0
Winston-Salem (2011-12-13-14-15-17)	6	8	12	.400	0	0	0	0
Wis.-Parkside (2004-05)	2	4	4	.500	0	0	0	0
Wittenberg (1968)	1	0	2	.000	0	0	0	0
Wright St. (1975-76-77-78-80-83-86-87)	8	16	16	.500	0	0	1	0
Young Harris (2022)	1	1	2	.333	0	0	0	0
Youngstown St. (1977)	1	0	2	.000	0	0	0	0

\*Record adjusted by the NCAA Committee on Infractions.

# ALL-TIME RESULTS

## 1968

### West Regional

Chapman 3 wins, 0 losses; Seattle Pacific 2-2; Sacramento St. 1-2; Portland St. 0-2

### Midwest Regional

Delta St. 3-1; Middle Tenn. 3-2; Illinois St. 1-2; Wittenberg 0-2

### Midwest Regional

Arkansas St. 2-0; Minnesota St. 1-1; CSU Pueblo 1-1; UNI 0-2

### East Regional

LIU 4-1; Springfield 2-2; Jacksonville 1-2; Belmont Abbey 0-2.

### Finals

Chapman 11, LIU 8  
Delta St. 3, Arkansas St. 1  
Arkansas St. 10, LIU 3  
Chapman 3, Delta St. 0  
Delta St. 4, Arkansas St. 3

### Championship

Chapman 11, Delta St. 0

## 1969

### West Regional

Puget Sound 5 wins, 2 losses; Chapman 2-2; Portland St. 2-2; Seattle Pacific 1-2; Sacramento St. 0-2

### Midwest Regional

Missouri St. 3-0; North Dakota St. 2-2; Minnesota St. 1-2; Luther 0-2

### Midwest Regional

Illinois St. 3-0; Delta St. 2-2; Valparaiso 1-2; Tuskegee 0-2

### East Regional

Fla. Southern 3-0; Springfield 2-2; Ithaca 1-2; Upsala 0-2

### Finals

Illinois St. 5, Puget Sound 3  
Missouri St. 6, Fla. Southern 3  
Fla. Southern 13, Puget Sound 10  
Illinois St. 5, Missouri St. 1  
Missouri St. 11, Fla. Southern 5

### Championship

Illinois St. 12, Missouri St. 0

## 1970

### West Regional

CSUN 3 wins, 1 loss; Chapman 3-2; Sacramento St. 1-2; UC Irvine 0-2

### Midwest Regional

Missouri St. 2-1; Minnesota St. 1-2

### Midwest Regional

Nicholls 4-1; SIUE 2-2; Illinois St. 1-2; Union (TN) 0-2

### East Regional

Springfield 3-1; Fla. Southern 3-2; Ithaca 1-2; Stetson 0-2

### Finals

Nicholls 3, Springfield 1  
Missouri St. 6, CSUN 2  
CSUN 5, Springfield 3  
Nicholls 8, Missouri St. 5  
CSUN 6, Missouri St. 1  
CSUN 9, Nicholls 5

### Championship

CSUN 2, Nicholls 1

## 1971

### West Regional

San Diego 3 wins, 0 losses; CSUN 2-2; Puget Sound 1-2; UC Irvine 0-2

### Midwest Regional

Minnesota St. 3-0; Northern Colo. 3-2; St. Cloud St. 2-2; Central Mo. 0-2; Luther 0-2

### Midwest Regional

Central Mich. 4-1; SIUE 3-2; Louisiana Tech 3-2; UT Martin 1-2; Marietta 0-2; Chattanooga 0-2

### East Regional

Fla. Southern 3-0; Old Dominion 2-1; Saint Leo 1-1; Springfield 1-2; Ithaca 1-2; Upsala 0-2

### Finals

San Diego 5, Fla. Southern 4  
Central Mich. 9, Minnesota St. 0  
Fla. Southern 6, Minnesota St. 0  
Central Mich. 5, San Diego 3  
Fla. Southern 11, San Diego 4  
Fla. Southern 9, Central Mich. 6

### Championship

Fla. Southern 4, Central Mich. 0

## 1972

### West Regional

CSUN 4 wins, 0 losses; Chapman 2-2; UC Irvine 1-2; Puget Sound 1-2; Cal St. East Bay 0-2

### Midwest Regional

Mo.-St. Louis 4-1; Northern Colo. 2-2; UNI 1-2; Missouri S&T 0-2

### Midwest Regional

SIUE 5-1; Valparaiso 3-2; Marietta 2-2; Nicholls 1-2; Tuskegee 0-2; Union (TN) 0-2

### East Regional

Fla. Southern 3-0; New Haven 3-2; Montclair St. 2-2; Adelphi 1-2; Old Dominion 1-2; Springfield 0-2

### Finals

CSUN 7, SIUE 6  
Fla. Southern 10, Mo.-St. Louis 4  
SIUE 4, Mo.-St. Louis 1  
Fla. Southern 10, CSUN 3  
CSUN 10, SIUE 0  
CSUN 3, Fla. Southern 0

### Championship

Fla. Southern 5, CSUN 1

## 1973

### Northeast Regional

Ithaca 5 wins, 1 loss; Central Conn. St. 3-2; Springfield 2-2; Rowan 1-2; New Haven 0-2; Shippensburg 0-2

### South Regional

Jacksonville St. 3-0; New Orleans 2-2; Tuskegee 1-2; Bellarmine 0-2

### West Regional

UC Irvine 3-1; CSUN 1-2; Puget Sound 1-2

### Midwest Regional

Mo.-St. Louis 3-0; Northern Colo. 2-2; South Dakota St. 1-2; Northwest Mo. St. 0-2

### Midwest Regional

Eastern Ill. 4-0; Marietta 3-2; Ulndy 2-2; Cleveland St. 1-2; North Central (IL) 0-2; SIUE 0-2

### South Atlantic Regional

Fla. Southern 3-0; Rollins 2-2; Eckerd 1-2; Baltimore 0-2

### Finals

Ithaca 3, Jacksonville St. 2  
UC Irvine 6, Mo.-St. Louis 5  
Eastern Ill. 9, Fla. Southern 1  
Mo.-St. Louis 2, Jacksonville St. 1  
Ithaca 4, Fla. Southern 1  
UC Irvine 6, Eastern Ill. 2  
Eastern Ill. 7, Mo.-St. Louis 5  
UC Irvine 5, Ithaca 0  
Ithaca 3, Eastern Ill. 2

### Championship

UC Irvine 9, Ithaca 6

## 1974

### Northeast Regional

New Haven 4 wins, 1 loss; Montclair St. 4-2; LIU Post 2-2; Ithaca 1-2; Adelphi 0-2; MIT 0-2

### South Atlantic Regional

Valdosta St. 3-1; Eckerd 3-2; Rollins 1-2; Fla. Southern 0-2

### Midwest Regional

Ohio Northern 3-1; Western Ill. 3-2; Valparaiso 1-2; SIUE 0-2

### South Regional

New Orleans 4-1; Nicholls 2-2; Maryville (TN) 1-2; Alabama St. 0-2

### Midwest Regional

Central Mo. 3-1; Minnesota St. 2-2; Neb. Wesleyan 0-2

### West Regional

UC Irvine 3-0; Sacramento St. 2-2; Puget Sound 1-2; Cal St. Fullerton 0-2

### Finals

UC Irvine 6, New Haven 2  
New Orleans 13, Valdosta St. 9  
Central Mo. 2, Ohio Northern 0  
New Haven 1, Valdosta St. 0  
UC Irvine 8, Ohio Northern 1  
New Orleans 6, Central Mo. 2  
New Haven 4, Central Mo. 0  
UC Irvine 12, New Orleans 6  
New Orleans 9, New Haven 2  
New Orleans 7, UC Irvine 6

### Championship

UC Irvine 14, New Orleans 1

## 1975

### Northeast Regional

Montclair St. 4 wins, 1 loss; Westfield St. 4-2; Brandeis 2-2; Le Moyne 1-2; Adelphi 0-2; Central Conn. St. 0-2

### South Atlantic Regional

Fla. Southern 4-0; Rollins 3-2; Columbus St. 2-2; Lynchburg 1-2; Eckerd 0-2; Valdosta St. 0-2

### Midwest Regional

Marietta 5-1; St. Joseph's (IN) 3-2; Wright St. 2-2; SIUE 1-2; Eastern Ill. 0-2; Evansville 0-2

### South Regional

Southeastern La. 3-0; Southern U. 2-2; Delta St. 1-2; Jacksonville St. 0-2

### Midwest Regional

Northwest Mo. St. 3-0; Mo.-St. Louis 2-2; Omaha 1-2; South Dakota St. 0-2

### West Regional

CSUN 3-0; Chapman 2-2; UC Riverside 1-2; Sacramento St. 0-2

### Finals

Montclair St. 3, Marietta 2  
Fla. Southern 4, CSUN 3  
Northwest Mo. St. 6, Southeastern La. 2

Marietta 3, CSUN 1  
Southeastern La. 1, Montclair St. 0  
Fla. Southern 2, Northwest Mo. St. 1  
Marietta 6, Northwest Mo. St. 1  
Southeastern La. 5, Fla. Southern 0  
Fla. Southern 2, Montclair St. 0  
Marietta 9, Southeastern La. 2

#### Championship

Fla. Southern 10, Marietta 7

### 1976

#### Northeast Regional

Sacred Heart 4 wins, 0 losses; New Haven 3-2; LIU Post 2-2; Le Moyne 1-2; Siena 0-2; Springfield 0-2

#### South Atlantic Regional

Fla. Southern 4-0; James Madison 3-2; Eckerd 2-2; Rollins 1-2; Columbus St. 0-2; FIU 0-2

#### Midwest Regional

SIUE 4-0; Wright St. 3-2; Eastern Ill. 2-2; Valparaiso 1-2; Evansville 0-2; Western Ill. 0-2

#### South Regional

West Ala. 4-1; Southeastern La. 2-2; Jacksonville St. 1-2; Nicholls 0-2

#### Midwest Regional

Southeast Mo. St. 3-0; Omaha 2-2; Minnesota St. 1-2; Mo.-St. Louis 0-2

#### West Regional

Cal Poly Pomona 3-0; Chapman 2-2; CSUN 1-2; San Diego 0-2

#### Finals

Southeast Mo. St. 4, Sacred Heart 3 (11 inn.)  
West Ala. 6, Cal Poly Pomona 5 (11 inn.)  
SIUE 9, Fla. Southern 5  
Cal Poly Pomona 12, Sacred Heart 1  
Fla. Southern 5, Southeast Mo. St. 3  
SIUE 11, West Ala. 4  
Southeast Mo. St. 9, West Ala. 7  
Cal Poly Pomona 5, Fla. Southern 1  
SIUE 9, Southeast Mo. St. 3  
Cal Poly Pomona 6, SIUE 5

#### Championship

Cal Poly Pomona 17, SIUE 3

### 1977

#### New England Regional

New Haven 3 wins, 1 loss; Le Moyne 3-2; Adelphi 1-2; LIU Post 0-2

#### Middle Atlantic Regional

Shippensburg 3-0; California (PA) 1-2; UMBC 0-2

#### South Atlantic Regional

Valdosta St. 4-1; West Ga. 2-2; Columbus St. 1-2; Randolph-Macon 0-2

#### South Regional

Eckerd 3-0; Fla. Southern 2-2; Jacksonville St. 1-2; Troy 0-2

#### Great Lakes Regional

SIUE 3-0; Northern Ky. 2-2; Wright St. 1-2; Youngstown St. 0-2

#### North Central Regional

Mo.-St. Louis 4-0; Omaha 3-2; Southeast Mo. St. 2-2; Missouri St. 1-2; Minnesota St. 0-2; South Dakota St. 0-2

#### South Central Regional

Delta St. 2-1; Nicholls 1-2

#### West Regional

UC Riverside 3-1; Cal St. East Bay 3-2; CSUN 1-2; Cal Poly 0-2

#### Finals

New Haven 6, Shippensburg 1  
Eckerd 2, Valdosta St. 1  
Mo.-St. Louis 9, SIUE 5  
UC Riverside 8, Delta St. 2

Valdosta St. 2, Shippensburg 1 (13 inn.)  
Delta St. 5, SIUE 4  
Eckerd 14, New Haven 2  
UC Riverside 12, Mo.-St. Louis 0  
Delta St. 5, New Haven 3  
Valdosta St. 11, Mo.-St. Louis 4  
Eckerd 8, UC Riverside 2  
UC Riverside 8, Valdosta St. 7  
Delta St. 8, Eckerd 6  
UC Riverside 5, Delta St. 3

#### Championship

UC Riverside 4, Eckerd 1

### 1978

#### New England Regional

New Haven 3 wins, 0 losses; Sacred Heart 2-2; New York Tech 1-2; Assumption 0-2

#### Middle Atlantic Regional

Le Moyne 3-1; Shippensburg 3-2; UMBC 1-2; Towson 0-2

#### South Atlantic Regional

Valdosta St. 3-0; West Ga. 2-2; Augusta 1-2; Albany St. (GA) 0-2

#### South Regional

Fla. Southern 3-0; FIU 2-2; Saint Leo 1-2; Eckerd 0-2

#### Great Lakes Regional

Eastern Ill. 4-1; Western Ill. 2-2; Wright St. 1-2; Ulndy 0-2

#### North Central Regional

Missouri St. 3-0; Northwest Mo. St. 2-2; Mo.-St. Louis 1-2; Morningside 0-2

#### South Central Regional

Delta St. 3-1; Troy 3-2; Minnesota St. 1-2; Southeastern La. 0-2

#### West Regional

San Diego 4-1; Chapman 2-2; UC Davis 1-2; Chico St. 0-2

#### Finals

Delta St. 12, Missouri St. 2  
San Diego 15, Eastern Ill. 6  
Fla. Southern 14, New Haven 9  
Valdosta St. 10, Le Moyne 7  
Eastern Ill. 21, Missouri St. 11  
New Haven 7, Le Moyne 6  
Delta St. 6, San Diego 1  
Fla. Southern 13, Valdosta St. 7  
New Haven 11, San Diego 5  
Valdosta St. 11, Eastern Ill. 9  
Fla. Southern 13, Delta St. 8  
Delta St. 9, Valdosta St. 5  
New Haven 14, Fla. Southern 8  
Delta St. 12, New Haven 11

#### Championship

Fla. Southern 7, Delta St. 2

### 1979

#### New England Regional

New Haven 4 wins, 1 loss; Quinnipiac 2-2; Springfield 1-2; UMass Lowell 0-2

#### Middle Atlantic Regional

Le Moyne 3-0; California (PA) 2-2; UMBC 1-2; Shippensburg 0-2

#### South Atlantic Regional

Valdosta St. 3-0; Columbus St. 2-2; Rollins 1-2; West Ga. 0-2

#### South Regional

Fla. Southern 3-0; Eckerd 2-2; FIU 1-2; UCF 0-2

#### Great Lakes Regional

Northern Ky. 3-0; Bellarmine 2-2; Southern Ind. 1-2; Akron 0-2

#### North Central Regional

Minnesota St. 3-0; Mo.-St. Louis 2-2; Missouri St. 1-2; Northwest Mo. St. 0-2

#### South Central Regional

Jacksonville St. 3-0; Delta St. 2-2; Troy 1-2; West Ala. 0-2

#### West Regional

Cal Poly Pomona 3-0; UC Davis 2-2; Chapman 1-2; San Fran. St. 0-2

#### Finals

Le Moyne 6, Minnesota St. 2  
Fla. Southern 4, Cal Poly Pomona 3 (13 inn.)  
Valdosta St. 15, Jacksonville St. 4  
New Haven 6, Northern Ky. 3  
Fla. Southern 15, Le Moyne 3  
New Haven 4, Valdosta St. 3  
Cal Poly Pomona 10, Minnesota St. 4  
Jacksonville St. 9, Northern Ky. 8  
Fla. Southern 4, New Haven 3  
Valdosta St. 6, Cal Poly Pomona 3  
Le Moyne 7, Jacksonville St. 0  
Valdosta St. 11, Fla. Southern 3  
Le Moyne 3, New Haven 2  
Valdosta St. 8, Le Moyne 3

#### Championship

Valdosta St. 3, Fla. Southern 2

### 1980

#### Northeast Regional

New Haven 3 wins, 0 losses; LIU Post 2-2; New York Tech 1-2; Le Moyne 0-2

#### South Atlantic Regional

FIU 3-0; Valdosta St. 2-2; Columbus St. 1-2; Shippensburg 0-2

#### South Regional

Fla. Southern 3-2; Eckerd 2-3

#### Central Regional

Troy 4-1; Bellarmine 2-2; Wright St. 1-2; Delta St. 0-2

#### Midwest Regional

Minnesota St. 4-1; Northwest Mo. St. 2-2; Missouri St. 1-2; Morningside 0-2

#### West Regional

Cal Poly Pomona 3-2; CSUN 2-3

#### Finals

Minnesota St. 12, Fla. Southern 9  
FIU 8, Troy 2  
Cal Poly Pomona 6, New Haven 4  
Troy 6, Fla. Southern 3  
New Haven 3, Minnesota St. 1  
Cal Poly Pomona 12, FIU 2  
Minnesota St. 8, FIU 3  
New Haven 15, Troy 7  
Cal Poly Pomona 10, Minnesota St. 4

#### Championship

Cal Poly Pomona 13, New Haven 6

### 1981

#### South Regional

Fla. Southern 3 wins, 1 loss; Eckerd 1-3

#### Midwest Regional

Eastern Ill. 4-1; Omaha 2-2; Lewis 1-2; Central Mo. 0-2

#### South Atlantic Regional

CSUN 4-1; Valdosta St. 2-2; Columbus St. 1-2; Shippensburg 0-2

#### West Regional

UC Riverside 3-1; San Fran. St. 1-3

#### Central Regional

Troy 3-0; Delta St. 2-2; Northern Ky. 1-2; Ulndy 0-2

## Northeast Regional

Le Moyne 3-0; Adelphi 2-2; UMass Lowell 1-2;  
New Haven 0-2

## Finals

CSUN 10, Le Moyne 5  
Troy 12, Eastern Ill. 3  
Fla. Southern 6, UC Riverside 4  
Eastern Ill. 7, Le Moyne 5  
CSUN 14, UC Riverside 12  
Fla. Southern 5, Troy 1  
Eastern Ill. 8, Troy 3  
Fla. Southern 6, CSUN 1  
Eastern Ill. 3, CSUN 2

## Championship

Fla. Southern 9, Eastern Ill. 0

## 1982

### Northeast Regional

New Haven 4 wins, 1 loss; Le Moyne 2-2;  
Assumption 1-2; LIU Post 0-2

### Central Regional

Delta St. 3-0; UIndy 1-2; Jacksonville St. 0-2

### Midwest Regional

Missouri St. 3-0; Minnesota St. 2-2; Northwest  
Mo. St. 1-2; SIUE 0-2

### South Regional

Fla. Southern 3-2; FIU 2-3

### South Atlantic Regional

Longwood 3-1; Valdosta St. 3-2; West Ga. 1-2;  
Slippery Rock 0-2

### West Regional

UC Riverside 3-1; CSUN 2-2; San Fran. St. 0-2

## Finals

Fla. Southern 18, Delta St. 2  
New Haven 6, Missouri St. 1  
UC Riverside 6, Longwood 1  
Delta St. 7, Missouri St. 5  
Fla. Southern 11, Longwood 0  
UC Riverside 4, New Haven 3  
Delta St. 5, New Haven 1  
UC Riverside 8, Fla. Southern 7  
Fla. Southern 13, Delta St. 9

## Championship

UC Riverside 10, Fla. Southern 1

## 1983

### South Atlantic Regional

Valdosta St. 3 wins, 1 loss; Columbus St. 3-2;  
West Chester 1-2; California (PA) 0-2

### Midwest Regional

SIUE 4-1; Minnesota St. 2-2; Northwest Mo. St.  
1-2; Southeast Mo. St. 0-2

### Northeast Regional

Quinnipiac 4-1; New Haven 2-2; LIU Post 1-2; Le  
Moyne 0-2

### South Regional

Fla. Southern 3-0; Rollins 0-3

### West Regional

Cal Poly Pomona 3-1; San Fran. St. 1-3

### Central Regional

Jacksonville St. 3-0; Wright St. 2-2; Troy 1-2;  
Southern Ind. 0-2

## Finals

Valdosta St. 7, SIUE 2  
Fla. Southern 13, Quinnipiac 1  
Cal Poly Pomona 8, Jacksonville St. 4 (11 inn.)  
SIUE 8, Quinnipiac 6  
Jacksonville St. 12, Valdosta St. 8  
Cal Poly Pomona 11, Fla. Southern 10  
Valdosta St. 8, Fla. Southern 1  
Jacksonville St. 8, SIUE 7  
Cal Poly Pomona 3, Valdosta St. 0

## Championship

Cal Poly Pomona 9, Jacksonville St. 7

## 1984

### South Regional

Fla. Southern 9, Tampa 4  
Fla. Southern 4, Tampa 3  
Fla. Southern 6, Tampa 1

### Northeast Regional

New Haven 10, UMass Lowell 2  
Adelphi 7, Quinnipiac 3  
Quinnipiac 8, UMass Lowell 5  
New Haven 6, Adelphi 5  
Quinnipiac 11, Adelphi 2  
New Haven 12, Quinnipiac 3

### Midwest Regional

Mo.-St. Louis 5, Sam Houston 2  
South Dakota St. 3, Lewis 2  
South Dakota St. 11, Mo.-St. Louis 6  
Lewis 24, Sam Houston 8  
Mo.-St. Louis 14, Lewis 5  
Mo.-St. Louis 7, South Dakota St. 2  
South Dakota St. 15, Mo.-St. Louis 3

### South Atlantic Regional

Shippensburg 8, West Ga. 7  
Columbus St. 19, Longwood 1  
Columbus St. 6, Shippensburg 5 (12 inn.)  
Longwood 12, West Ga. 11 (13 inn.)  
Shippensburg 3, Longwood 1  
Columbus St. 7, Shippensburg 3

### West Regional

CSUN 6, Chapman 5 (11 inn.)  
CSUN 9, Chapman 5  
Chapman 15, CSUN 12  
CSUN 9, Chapman 1

### Central Regional

Jacksonville St. 6, UIndy 4  
North Ala. 2, Troy 1  
Troy 7, UIndy 6  
North Ala. 2, Jacksonville St. 1 (10 inn.)  
Troy 5, Jacksonville St. 1  
Troy 9, North Ala. 3  
Troy 9, North Ala. 3

## Finals

Troy 5, New Haven 4  
Fla. Southern 17, Columbus St. 5  
CSUN 17, South Dakota St. 2  
New Haven 7, Columbus St. 6  
Troy 12, South Dakota St. 6  
Fla. Southern 7, CSUN 6  
Fla. Southern 12, Troy 3  
CSUN 11, New Haven 3  
CSUN 12, Troy 4  
CSUN 10, Fla. Southern 0

## Championship

CSUN 10, Fla. Southern 5

## 1985

### Northeast Regional

Le Moyne 9, LIU Post 7  
New Haven 25, Pace 4  
Pace 10, LIU Post 0  
New Haven 10, Le Moyne 5  
Le Moyne 9, Pace 8  
New Haven 16, Le Moyne 6

### South Atlantic Regional

Shippensburg 7, East Stroudsburg 2  
West Chester 11, Valdosta St. 4  
Shippensburg 9, West Chester 8  
Valdosta St. 16, East Stroudsburg 3  
Valdosta St. 7, West Chester 3  
Valdosta St. 22, Shippensburg 13  
Valdosta St. 13, Shippensburg 6

### South Regional

Fla. Southern 8, Fla. Atlantic 2

Fla. Southern 11, Fla. Atlantic 10 (11 inn.)  
Fla. Southern 29, Fla. Atlantic 11

### Central Regional

Troy 7, North Ala. 6 (10 inn.)  
Delta St. 8, Grand Valley St. 2  
Troy 10, Delta St. 2  
Grand Valley St. 10, North Ala. 9 (14 inn.)  
Delta St. 8, Grand Valley St. 4  
Troy 10, Delta St. 6

### Midwest Regional

SIUE 8, Sam Houston 4  
Minnesota St. 9, Lewis 8  
SIUE 6, Minnesota St. 5  
Sam Houston 12, Lewis 3  
Sam Houston 13, Minnesota St. 5  
SIUE 4, Sam Houston 3

### West Regional

Cal Poly Pomona 5, Sacramento St. 3  
Sacramento St. 10, Cal Poly Pomona 9  
Cal Poly Pomona 14, Sacramento St. 4  
Sacramento St. 7, Cal Poly Pomona 5  
Cal Poly Pomona 9, Sacramento St. 7

## Finals

Fla. Southern 12, SIUE 5  
Cal Poly Pomona 6, New Haven 5  
Valdosta St. 19, Troy 1  
New Haven 10, SIUE 9 (11 inn.)  
Fla. Southern 10, Troy 5 (12 inn.)  
Cal Poly Pomona 10, Valdosta St. 0  
Fla. Southern 10, Cal Poly Pomona 3  
New Haven 11, Valdosta St. 9  
Cal Poly Pomona 7, New Haven 2

## Championship

Fla. Southern 15, Cal Poly Pomona 5

## 1986

### Northeast Regional

New Haven 10, Bryant 7  
Le Moyne 9, Adelphi 3  
Le Moyne 8, New Haven 6  
Adelphi 16, Bryant 7  
New Haven 7, Adelphi 4  
New Haven 4, Le Moyne 0  
New Haven 5, Le Moyne 4

### South Atlantic Regional

Valdosta St. 8, UT Martin 1  
Columbus St. 16, UMBC 4  
Columbus St. 9, Valdosta St. 6  
UT Martin 14, UMBC 6  
Valdosta St. 16, UT Martin 3  
Columbus St. 12, Valdosta St. 7

### South Regional

Fla. Southern 8, Tampa 5  
Tampa 13, Fla. Southern 10  
Tampa 9, Fla. Southern 6  
Fla. Southern 9, Tampa 5  
Tampa 7, Fla. Southern 5

### South Central Regional

Troy 8, Sam Houston 7  
Jacksonville St. 4, SIUE 0  
Troy 13, Jacksonville St. 4  
Sam Houston 13, SIUE 7  
Sam Houston 8, Jacksonville St. 6  
Troy 6, Sam Houston 4

### North Central Regional

Minnesota St. 7, Shippensburg 2  
Wright St. 5, Lewis 1  
Minnesota St. 13, Wright St. 3  
Lewis 2, Shippensburg 1  
Lewis 5, Wright St. 4  
Lewis 14, Minnesota St. 7  
Minnesota St. 7, Lewis 5

### West Regional

Sacramento St. 12, Cal St. Dom. Hills 8  
Sacramento St. 7, Cal St. Dom. Hills 1

Cal St. Dom. Hills 7, Sacramento St. 2  
Sacramento St. 14, Cal St. Dom. Hills 7

#### Finals

Sacramento St. 14, Tampa 12  
Troy 8, Minnesota St. 6  
Minnesota St. 6, Tampa 2  
New Haven 11, Columbus St. 7  
Columbus St. 6, Sacramento St. 5  
Troy 7, New Haven 5  
Sacramento St. 9, New Haven 4  
Columbus St. 14, Minnesota St. 12  
Troy 9, Sacramento St. 1

#### Championship

Troy 5, Columbus St. 0

### 1987

#### Northeast Regional

New Haven 20, Jefferson 11  
Le Moyne 11, UMass Lowell 2  
UMass Lowell 15, Jefferson 3  
New Haven 11, Le Moyne 5  
Le Moyne 11, UMass Lowell 6  
Le Moyne 6, New Haven 0  
New Haven 16, Le Moyne 2

#### South Atlantic Regional

Columbus St. 2, Longwood 1  
Valdosta St. 14, Longwood 1  
Columbus St. 8, Valdosta St. 5  
Columbus St. 14, Valdosta St. 8

#### South Regional

Fla. Southern 5, Eckerd 4  
Tampa 9, Eckerd 8  
Tampa 3, Fla. Southern 2  
Tampa 5, Fla. Southern 4

#### South Central Regional

SIUE 11, North Ala. 4  
Troy 4, North Ala. 0  
Troy 8, SIUE 5  
Troy 3, SIUE 1

#### North Central Regional

Lewis 13, Minnesota St. 9  
Wright St. 11, Shippensburg 3  
Shippensburg 11, Minnesota St. 3  
Wright St. 7, Lewis 4  
Lewis 10, Shippensburg 6  
Wright St. 9, Lewis 4

#### West Regional

CSUN 9, Chico St. 6  
Cal St. Dom. Hills 12, Chico St. 1  
Cal St. Dom. Hills 5, CSUN 1  
Cal St. Dom. Hills 6, CSUN 3

#### Finals

Wright St. 1, New Haven 0  
Troy 6, Tampa 0  
Cal St. Dom. Hills 10, Columbus St. 7  
Tampa 5, New Haven 4  
Columbus St. 13, Wright St. 4  
Troy 6, Cal St. Dom. Hills 2  
Wright St. 5, Cal St. Dom. Hills 2  
Tampa 17, Columbus St. 3  
Troy 8, Wright St. 7

#### Championship

Troy 7, Tampa 5

### 1988

#### Northeast Regional

UMass Lowell 4, Mansfield 2  
New Haven 10, Quinnipiac 2  
Mansfield 3, Quinnipiac 1  
New Haven 8, UMass Lowell 3  
Mansfield 4, UMass Lowell 2  
Mansfield 5, New Haven 4  
New Haven 17, Mansfield 2

#### South Atlantic Regional

Columbus St. 6, Norfolk St. 4  
Armstrong St. 12, Ky. Wesleyan 3

Ky. Wesleyan 12, Norfolk St. 6  
Armstrong St. 8, Columbus St. 6  
Columbus St. 12, Ky. Wesleyan 5  
Columbus St. 7, Armstrong St. 5  
Armstrong St. 5, Columbus St. 3

#### South Regional

Tampa 4, Fla. Southern 0  
Fla. Southern 11, Tampa 3  
Fla. Southern 9, Tampa 8  
Tampa 4, Fla. Southern 3  
Fla. Southern 8, Tampa 2

#### South Central Regional

Central Mo. 8, Troy 7  
Jacksonville St. 13, Delta St. 5  
Delta St. 9, Troy 7  
Jacksonville St. 13, Central Mo. 3  
Delta St. 9, Central Mo. 8  
Delta St. 10, Jacksonville St. 6  
Jacksonville St. 8, Delta St. 2

#### North Central Regional

Lewis 7, Indiana (PA) 3  
Minnesota St. 10, St. Joseph's (IN) 1  
Indiana (PA) 10, St. Joseph's (IN) 4  
Lewis 7, Minnesota St. 5  
Minnesota St. 5, Indiana (PA) 0  
Lewis 3, Minnesota St. 1

#### West Regional

Sacramento St. 12, Cal Poly Pomona 6  
Cal Poly Pomona 13, Sacramento St. 8  
Sacramento St. 9, Cal Poly Pomona 5  
Sacramento St. 4, Cal Poly Pomona 2

#### Finals

Fla. Southern 5, New Haven 2  
Sacramento St. 3, Jacksonville St. 0  
Lewis 5, Armstrong St. 4  
New Haven 8, Jacksonville St. 7  
Fla. Southern 11, Armstrong St. 9  
Sacramento St. 5, Lewis 3  
Lewis 6, New Haven 1  
Fla. Southern 9, Sacramento St. 2  
Sacramento St. 8, Lewis 2

#### Championship

Fla. Southern 5, Sacramento St. 4 (12 inn.)

### 1989

#### North Central Regional

Minnesota St. 8, Southern Ind. 4  
Lewis 12, Southern Ind. 0  
Lewis 7, Minnesota St. 4  
Lewis 8, Minnesota St. 4

#### West Regional

San Fran. St. 5, Sacramento St. 4  
Cal Poly\* 4, Sacramento St. 3  
San Fran. St. 5, Cal Poly\* 4  
Cal Poly\* 13, San Fran. St. 4  
Cal Poly\* 4, San Fran. St. 2

#### Northeast Regional

Adelphi 2, Springfield 1 (10 inn.)  
New Haven 3, Springfield 2  
New Haven 6, Adelphi 2  
New Haven 5, Adelphi 2

#### South Regional

Rollins 3, Fla. Southern 2  
Tampa 10, Fla. Southern 1  
Rollins 17, Tampa 4  
Rollins 9, Tampa 6

#### Central Regional

Central Mo. 18, Northwest Mo. St. 8  
SIUE 3, Northwest Mo. St. 0  
Central Mo. 8, SIUE 1  
Central Mo. 4, SIUE 3

#### South Atlantic Regional

Armstrong St. 9, Bellarmine 5  
Northern Ky. 6, Bellarmine 4 (11 inn.)  
Northern Ky. 7, Armstrong St. 3

Armstrong St. 5, Northern Ky. 4  
Armstrong St. 18, Northern Ky. 2

#### North Atlantic Regional

Shippensburg 4, Norfolk St. 3 (11 inn.)  
Slippery Rock 16, Norfolk St. 4  
Slippery Rock 12, Shippensburg 11  
Slippery Rock 8, Shippensburg 3

#### South Central Regional

Jacksonville St. 11, Delta St. 10  
North Ala. 8, Delta St. 4  
Jacksonville St. 8, North Ala. 1  
Jacksonville St. 8, North Ala. 5

#### Finals

Slippery Rock 11, Armstrong St. 4  
Lewis 8, Cal Poly\* 4  
Cal Poly\* 11, Armstrong St. 7  
Jacksonville St. 12, New Haven 4  
Rollins 6, Central Mo. 3  
New Haven 12, Central Mo. 4  
Slippery Rock 14, Lewis 7  
New Haven 7, Rollins 1  
Jacksonville St. 6, Rollins 5  
Cal Poly\* 7, Lewis 0  
Cal Poly\* 6, Slippery Rock 1  
New Haven 5, Jacksonville St. 2  
New Haven 10, Jacksonville St. 6  
Cal Poly\* 7, Slippery Rock 6

#### Championship

Cal Poly\* 9, New Haven 5

*\*Cal Poly's participation vacated.*

### 1990

#### Central Regional

Central Mo. 7, South Dakota St. 5  
SIUE 17, South Dakota St. 8  
Central Mo. 3, SIUE 2  
Central Mo. 7, SIUE 6

#### North Atlantic Regional

Norfolk St. 16, Indiana (PA) 15  
Jefferson 8, Indiana (PA) 7  
Jefferson 7, Norfolk St. 1  
Jefferson 8, Norfolk St. 7

#### North Central Regional

Minnesota St. 16, Ferris St. 3  
Lewis 27, Ferris St. 2  
Lewis 3, Minnesota St. 1  
Minnesota St. 7, Lewis 5  
Lewis 7, Minnesota St. 4

#### Northeast Regional

Sacred Heart 10, Merrimack 6  
New Haven 19, Merrimack 2  
New Haven 9, Sacred Heart 0  
Sacred Heart 8, New Haven 7  
New Haven 3, Sacred Heart 1

#### South Regional

Rollins 6, Fla. Southern 1  
Tampa 14, Fla. Southern 1  
Tampa 8, Rollins 7  
Tampa 8, Rollins 7

#### South Atlantic Regional

Armstrong St. 14, Northern Ky. 3  
Columbus St. 7, Northern Ky. 1  
Armstrong St. 14, Columbus St. 4  
Columbus St. 7, Armstrong St. 5  
Columbus St. 8, Armstrong St. 2

#### South Central Regional

Jacksonville St. 19, Mo. Southern St. 5  
Troy 10, Mo. Southern St. 5  
Troy 6, Jacksonville St. 2  
Jacksonville St. 5, Troy 0  
Jacksonville St. 11, Troy 2

#### West Regional

UC Riverside 12, UC Davis 11  
UC Davis 13, CSUN 5  
CSUN 4, UC Riverside 1

UC Riverside 8, UC Davis 7  
CSUN 2, UC Riverside 0

### Finals

Jacksonville St. 3, Jefferson 1  
Tampa 10, Central Mo. 2  
CSUN 18, Lewis 5  
New Haven 15, Columbus St. 4  
Central Mo. 25, Jefferson 9  
Lewis 8, Columbus St. 1  
Jacksonville St. 10, Tampa 8  
CSUN 18, New Haven 5  
Lewis 3, New Haven 2  
Tampa 10, Central Mo. 5  
CSUN 8, Lewis 6  
Jacksonville St. 3, Tampa 0

### Championship

Jacksonville St. 12, CSUN 8

## 1991

### North Central Regional

St. Cloud St. 12, St. Joseph's (IN) 4  
SIUE 9, St. Joseph's (IN) 6  
SIUE 11, St. Cloud St. 4  
SIUE 18, St. Cloud St. 2

### West Regional

UC Riverside 18, Sonoma St. 12  
Cal Poly 5, Sonoma St. 2  
UC Riverside 16, Cal Poly 15  
UC Riverside 6, Cal Poly 5

### Northeast Regional

UMass Lowell 12, Sacred Heart 2  
American Int'l 12, Sacred Heart 11  
American Int'l 11, UMass Lowell 10  
American Int'l 15, UMass Lowell 10

### South Regional

Tampa 6, Florida Tech 5  
Fla. Southern 6, Florida Tech 3  
Fla. Southern 10, Tampa 1  
Fla. Southern 5, Tampa 4

### Central Regional

Regis (CO) 15, Central Mo. 11  
Mo. Southern St. 17, Central Mo. 10  
Mo. Southern St. 7, Regis (CO) 0  
Mo. Southern St. 9, Regis (CO) 2

### North Atlantic Regional

Mercyhurst 10, Slippery Rock 7  
Slippery Rock 5, Shippensburg 3  
Shippensburg 6, Mercyhurst 3  
Shippensburg 5, Mercyhurst 4  
Shippensburg 7, Slippery Rock 4

### South Atlantic Regional

Longwood 5, North Ala. 2  
North Ala. 13, Armstrong St. 4  
Longwood 10, Armstrong St. 4  
Longwood 8, North Ala. 3

### South Central Regional

Jacksonville St. 2, Troy 0  
Delta St. 11, Troy 5  
Jacksonville St. 7, Delta St. 4  
Delta St. 10, Jacksonville St. 4  
Jacksonville St. 2, Delta St. 0

### Finals

Fla. Southern 5, American Int'l 4  
Mo. Southern St. 6, Longwood 3  
Jacksonville St. 6, Shippensburg 5  
SIUE 5, UC Riverside 2  
Longwood 8, American Int'l 5  
UC Riverside 8, Shippensburg 3  
Mo. Southern St. 5, Fla. Southern 4  
Jacksonville St. 15, SIUE 1  
UC Riverside 16, SIUE 4  
Longwood 11, Fla. Southern 6  
UC Riverside 12, Jacksonville St. 10  
Longwood 11, Mo. Southern St. 8  
Mo. Southern St. 9, Longwood 6

Jacksonville St. 5, UC Riverside 2

### Championship

Jacksonville St. 20, Mo. Southern St. 4

## 1992

### North Central Regional

Lewis 7, South Dakota St. 0  
Southern Ind. 5, South Dakota St. 1  
Lewis 4, Southern Ind. 2  
Southern Ind. 11, Lewis 9  
Lewis 5, Southern Ind. 4

### West Regional

UC Riverside 4, Sonoma St. 2  
Cal Poly\* 4, Sonoma St. 0  
Cal Poly\* 11, UC Riverside 5  
UC Riverside 6, Cal Poly\* 4  
Cal Poly\* 10, UC Riverside 5

### Northeast Regional

Sacred Heart 2, Adelphi 0  
Springfield 14, Adelphi 8  
Sacred Heart 5, Springfield 3  
Sacred Heart 2, Springfield 1

### South Regional

Tampa 7, Valdosta St. 5  
Fla. Southern 5, Valdosta St. 1  
Tampa 12, Fla. Southern 1  
Tampa 2, Fla. Southern 1

### Central Regional

Mo.-St. Louis 4, SIUE 0  
Mo. Southern St. 9, SIUE 4  
Mo. Southern St. 11, Mo.-St. Louis 8  
Mo. Southern St. 9, Mo.-St. Louis 4

### North Atlantic Regional

Mansfield 12, Longwood 9  
Shippensburg 15, Longwood 11  
Mansfield 15, Shippensburg 8  
Shippensburg 13, Mansfield 7  
Mansfield 16, Shippensburg 5

### South Atlantic Regional

Florida Tech 6, USC Aiken 4  
USC Aiken 11, Armstrong St. 0  
Florida Tech 7, Armstrong St. 5  
Florida Tech 7, USC Aiken 2

### South Central Regional

North Ala. 13, Columbus St. 7  
West Ala. 10, Columbus St. 8  
West Ala. 10, North Ala. 2  
West Ala. 7, North Ala. 3

### Finals

Cal Poly\* 10, Sacred Heart 1  
Mansfield 4, West Ala. 1  
Mo. Southern St. 8, Florida Tech 4  
Tampa 6, Lewis 2  
West Ala. 7, Sacred Heart 6  
Lewis 2, Florida Tech 0  
Mansfield 11, Cal Poly\* 8  
Tampa 7, Mo. Southern St. 4  
Lewis 7, Mo. Southern St. 6  
Cal Poly\* 6, West Ala. 2  
Tampa 15, Lewis 2  
Cal Poly\* 9, Mansfield 3  
Mansfield 3, Cal Poly\* 2

### Championship

Tampa 11, Mansfield 8

*\*Cal Poly's participation vacated.*

## 1993

### North Central Regional

North Dakota 8, Southern Ind. 6  
South Dakota St. 7, Southern Ind. 3  
South Dakota St. 14, North Dakota 5  
North Dakota 11, South Dakota St. 1  
North Dakota 5, South Dakota St. 1

### West Regional

UC Davis 15, Cal Poly Pomona 14  
Cal Poly\* 10, Cal Poly Pomona 8  
Cal Poly\* 16, UC Davis 9  
UC Davis 9, Cal Poly\* 5  
Cal Poly\* 6, UC Davis 1

### Northeast Regional

Adelphi 10, Springfield 2  
Springfield 11, New Haven 3  
Adelphi 5, New Haven 0  
Adelphi 5, Springfield 4

### South Regional

Fla. Atlantic 10, Rollins 9 (10 inn.)  
Rollins 14, Tampa 8  
Tampa 12, Fla. Atlantic 1  
Tampa 11, Rollins 6  
Tampa 8, Fla. Atlantic 5

### Central Regional

Mo.-St. Louis 8, Colorado Mesa 2  
Emporia St. 7, Colorado Mesa 5  
Mo.-St. Louis 15, Emporia St. 5  
Mo.-St. Louis 15, Emporia St. 6

### North Atlantic Regional

Mansfield 13, Longwood 1  
Slippery Rock 6, Longwood 5  
Mansfield 17, Slippery Rock 2  
Mansfield 10, Slippery Rock 3

### South Atlantic Regional

Francis Marion 8, Armstrong St. 7  
USC Aiken 5, Armstrong St. 4  
USC Aiken 6, Francis Marion 5  
USC Aiken 13, Francis Marion 2

### South Central Regional

North Ala. 9, Valdosta St. 7  
Troy 4, Valdosta St. 2  
Troy 7, North Ala. 6  
Troy 7, North Ala. 3

### Finals

Tampa 10, North Dakota 6  
Troy 5, Mansfield 0  
USC Aiken 13, Adelphi 12  
Cal Poly\* 5, Mo.-St. Louis 4  
Mansfield 9, North Dakota 6  
Adelphi 6, Mo.-St. Louis 4  
Tampa 13, Troy 1  
Cal Poly\* 4, USC Aiken 3  
Adelphi 7, USC Aiken 6  
Troy 7, Mansfield 2  
Cal Poly\* 11, Adelphi 5  
Tampa 4, Troy 3

### Championship

Tampa 7, Cal Poly\* 5.

*\*Cal Poly's participation vacated.*

## 1994

### North Central Regional

Southern Ind. 7, Grand Valley St. 6  
Lewis 5, Grand Valley St. 2  
Lewis 5, Southern Ind. 2  
Lewis 12, Southern Ind. 1

### West Regional

UC Davis 7, Cal St. Dom. Hills 5  
UC Riverside 8, Cal St. Dom. Hills 0  
UC Riverside 12, UC Davis 9  
UC Davis 9, UC Riverside 5  
UC Riverside 9, UC Davis 3

### Northeast Regional

Springfield 10, Saint Rose 3 (10 inn.)  
Saint Rose 5, New Haven 3  
New Haven 8, Springfield 2  
Springfield 4, New Haven 2  
Springfield 5, Saint Rose 4 (10 inn.)

### South Regional

North Florida 4, Tampa 3 (10 inn.)  
Fla. Southern 5, Tampa 4



Fla. Southern 15, North Florida 9  
Fla. Southern 7, North Florida 1

#### Central Regional

South Dakota St. 7, Northern Colo. 6  
Central Mo. 7, Northern Colo. 5  
Central Mo. 20, South Dakota St. 8  
Central Mo. 19, South Dakota St. 7

#### North Atlantic Regional

Mansfield 10, Mercyhurst 3  
Edinboro 4, Mercyhurst 2  
Mansfield 14, Edinboro 2  
Mansfield 12, Edinboro 7

#### South Atlantic Regional

Armstrong St. 5, Wingate 4 (10 inn.)  
Wingate 13, Columbus St. 8  
Armstrong St. 7, Columbus St. 5  
Wingate 11, Armstrong St. 10  
Armstrong St. 12, Wingate 2

#### South Central Regional

Central Okla. 6, Delta St. 2  
Delta St. 7, CSU Pueblo 6  
Central Okla. 19, CSU Pueblo 17  
Delta St. 17, Central Okla. 5  
Delta St. 9, Central Okla. 6

#### Finals

Fla. Southern 8, Springfield 7 (11 inn.)  
Mansfield 4, Delta St. 3  
Central Mo. 9, UC Riverside 6  
Armstrong St. 9, Lewis 5  
Delta St. 12, Springfield 11 (10 inn.)  
Lewis 5, UC Riverside 0

Fla. Southern 9, Mansfield 6  
Central Mo. 8, Armstrong St. 7  
Lewis 4, Armstrong St. 3

Delta St. 6, Mansfield 1  
Delta St. 10, Central Mo. 3  
Lewis 4, Fla. Southern 3  
Fla. Southern 8, Lewis 0  
Central Mo. 8, Delta St. 2

#### Championship

Central Mo. 14, Fla. Southern 9

## 1995

#### Northeast Regional

New Haven 3, Saint Rose 1  
UMass Lowell 9, Saint Rose 4  
UMass Lowell 5, New Haven 3  
New Haven 8, UMass Lowell 5  
New Haven 10, UMass Lowell 6

#### North Atlantic Regional

Bloomsburg 7, Mansfield 1  
Mansfield 10, Mercyhurst 6  
Bloomsburg 5, Mercyhurst 4  
Mansfield 10, Bloomsburg 7  
Bloomsburg 11, Mansfield 7

#### South Atlantic Regional

Wingate 9, Georgia College 5  
Georgia College 6, Kennesaw St. 3  
Wingate 9, Kennesaw St. 6  
Georgia College 4, Wingate 3  
Georgia College 5, Wingate 2

#### Central Regional

South Dakota St. 14, Mo. Southern St. 4  
Central Mo. 3, Mo. Southern St. 2  
Central Mo. 11, South Dakota St. 1  
Central Mo. 15, South Dakota St. 10

#### North Central Regional

Ashland 6, Lewis 4  
Lewis 5, St. Joseph's (IN) 4  
St. Joseph's (IN) 9, Ashland 8  
Lewis 5, St. Joseph's (IN) 4  
Ashland 7, Lewis 5

#### South Central Regional

Delta St. 8, Valdosta St. 1  
Valdosta St. 11, North Ala. 10

North Ala. 13, Delta St. 6  
North Ala. 9, Delta St. 8  
Valdosta St. 9, North Ala. 8

#### South Regional

Fla. Southern 19, Tampa 17 (10 inn.)  
Tampa 5, North Florida 4  
Fla. Southern 6, North Florida 2  
Fla. Southern 20, Tampa 1

#### West Regional

UC Riverside 16, San Fran. St. 4  
UC Davis 3, San Fran. St. 1  
UC Riverside 3, UC Davis 0  
UC Davis 3, UC Riverside 1  
UC Davis 7, UC Riverside 6

#### Finals

Fla. Southern 7, Bloomsburg 0  
Valdosta St. 9, Ashland 3  
UC Davis 12, New Haven 9  
Georgia College 19, Central Mo. 3  
Bloomsburg 9, Ashland 4  
Central Mo. 9, New Haven 4  
Fla. Southern 9, Valdosta St. 5  
Georgia College 10, UC Davis 4  
Central Mo. 15, UC Davis 8  
Valdosta St. 9, Bloomsburg 2  
Georgia College 9, Valdosta St. 7  
Fla. Southern 9, Central Mo. 7

#### Championship

Fla. Southern 15, Georgia College 0

## 1996

#### Central Regional

Mo.-St. Louis 9, Minnesota St. 5  
Minnesota St. 5, Central Mo. 1  
Mo.-St. Louis 4, Central Mo. 3  
Mo.-St. Louis 9, Minnesota St. 7

#### South Central Regional

Abilene Christian 3, Wingate 2  
Delta St. 10, Wingate 2  
Delta St. 5, Abilene Christian 4  
Delta St. 4, Abilene Christian 2

#### North Atlantic Regional

Slippery Rock 5, West Va. Wesleyan 2  
Shippensburg 3, West Va. Wesleyan 2  
Shippensburg 8, Slippery Rock 7 (14 inn.)  
Slippery Rock 12, Shippensburg 6  
Shippensburg 9, Slippery Rock 6

#### North Central Regional

Mercyhurst 5, Lewis 3  
Lewis 7, St. Joseph's (IN) 3  
St. Joseph's (IN) 13, Mercyhurst 11  
St. Joseph's (IN) 8, Lewis 4  
St. Joseph's (IN) 5, Mercyhurst 4

#### Northeast Regional

Adelphi 8, Merrimack 2  
Merrimack 2, New Haven 1  
Adelphi 3, New Haven 2 (11 inn.)  
Adelphi 9, Merrimack 2

#### South Regional

Tampa 8, Saint Leo 2  
Fla. Southern 5, Saint Leo 4  
Tampa 8, Fla. Southern 6  
Tampa 2, Fla. Southern 0

#### South Atlantic Regional

Kennesaw St. 8, Mount Olive 5  
Columbus St. 8, Mount Olive 7 (12 inn.)  
Kennesaw St. 8, Columbus St. 6  
Columbus St. 11, Kennesaw St. 5  
Kennesaw St. 11, Columbus St. 6

#### West Regional

CSU Pueblo 12, Chico St. 7  
Chico St. 11, UC Riverside 3  
CSU Pueblo 6, UC Riverside 3  
Chico St. 11, CSU Pueblo 7  
CSU Pueblo 7, Chico St. 6

#### Finals

Kennesaw St. 9, CSU Pueblo 3  
Adelphi 4, Shippensburg 3  
St. Joseph's (IN) 20, Mo.-St. Louis 5  
Delta St. 8, Tampa 4  
CSU Pueblo 10, Shippensburg 2  
Tampa 9, Mo.-St. Louis 7  
Kennesaw St. 8, Adelphi 7 (10 inn.)  
St. Joseph's (IN) 7, Delta St. 6  
Delta St. 11, Tampa 10  
Adelphi 5, CSU Pueblo 4 (10 inn.)  
Adelphi 4, St. Joseph's (IN) 2  
Kennesaw St. 3, Delta St. 1  
St. Joseph's (IN) 8, Adelphi 3

#### Championship

Kennesaw St. 4, St. Joseph's (IN) 0

## 1997

#### Northeast Regional

UMass Lowell 10, Saint Rose 4  
Adelphi 11, Saint Rose 2  
UMass Lowell 11, Adelphi 2  
Adelphi 8, UMass Lowell 3  
Adelphi 8, UMass Lowell 6

#### North Atlantic Regional

Mansfield 6, Slippery Rock 1  
Slippery Rock 5, Shepherd 4  
Shepherd 10, Mansfield 9  
Shepherd 6, Mansfield 3  
Slippery Rock 18, Shepherd 2

#### South Atlantic Regional

Georgia College 5, Mount Olive 4 (11 inn.)  
Kennesaw St. 4, Mount Olive 3  
Kennesaw St. 9, Georgia College 5  
Kennesaw St. 9, Georgia College 4

#### Central Regional

Pittsburg St. 5, Minnesota St. 3  
Central Mo. 6, Minnesota St. 2  
Central Mo. 14, Pittsburg St. 7  
Central Mo. 3, Pittsburg St. 1

#### North Central Regional

SIUE 5, Quincy 4  
Quincy 8, Mercyhurst 7  
SIUE 6, Mercyhurst 4  
SIUE 15, Quincy 14

#### South Central Regional

Central Okla. 8, Elon 7 (10 inn.)  
Elon 6, North Ala. 2  
Central Okla. 13, North Ala. 2  
Elon 17, Central Okla. 4  
Central Okla. 7, Elon 5

#### South Regional

Fla. Southern 11, North Florida 1  
Tampa 11, North Florida 5  
Tampa 4, Fla. Southern 2  
Tampa 3, Fla. Southern 1

#### West Regional

Fort Hays St. 10, Colorado Mesa 4  
Chico St. 11, Colorado Mesa 8  
Chico St. 13, Fort Hays St. 11  
Fort Hays St. 11, Chico St. 3  
Chico St. 11, Fort Hays St. 5

#### Finals

Central Okla. 13, Central Mo. 4  
Kennesaw St. 20, Slippery Rock 4  
Chico St. 25, SIUE 5  
Tampa 13, Adelphi 1  
Central Mo. 18, Slippery Rock 6  
SIUE 26, Adelphi 4  
Central Okla. 9, Kennesaw St. 7  
Chico St. 5, Tampa 3  
Tampa 14, SIUE 4  
Kennesaw St. 7, Central Mo. 4  
Tampa 18, Central Okla. 1  
Chico St. 4, Kennesaw St. 2

Central Okla. 8, Tampa 4 (10 inn.)

### Championship

Chico St. 13, Central Okla. 12

## 1998

### Central Regional

Northern Colo. 5, Winona St. 2  
Central Mo. 10, Pittsburg St. 2  
Winona St. 7, Pittsburg St. 5  
Central Mo. 7, Northern Colo. 4  
Winona St. 16, Northern Colo. 11  
Central Mo. 15, Winona St. 3

### North Atlantic Regional

West Virginia St. 7, Slippery Rock 6  
Millersville 4, West Liberty 1  
West Liberty 9, Slippery Rock 3  
Millersville 9, West Virginia St. 7  
West Virginia St. 15, West Liberty 7  
West Virginia St. 13, Millersville 3  
Millersville 5, West Virginia St. 0

### North Central Regional

UIndy 7, Mo.-St. Louis 4  
St. Joseph's (IN) 13, SIUE 8  
SIUE 4, Mo.-St. Louis 3  
St. Joseph's (IN) 14, UIndy 11  
SIUE 20, UIndy 5  
SIUE 17, St. Joseph's (IN) 13  
St. Joseph's (IN) 7, SIUE 4

### Northeast Regional

New Haven 8, Queens (NY) 2  
Bryant 7, UMass Lowell 6 (10 inn.)  
UMass Lowell 12, Queens (NY) 1  
New Haven 6, Bryant 4  
UMass Lowell 11, Bryant 3  
UMass Lowell 9, New Haven 1  
New Haven 5, UMass Lowell 2

### South Regional

Barry 7, Presbyterian 5  
Tampa 4, Fla. Southern 2  
Fla. Southern 7, Presbyterian 5  
Tampa 8, Barry 2  
Barry 7, Fla. Southern 5 (10 inn.)  
Tampa 13, Barry 0

### South Atlantic Regional

Mount Olive 20, Armstrong St. 17  
Kennesaw St. 9, Columbus St. 4  
Columbus St. 5, Armstrong St. 0  
Kennesaw St. 16, Mount Olive 0  
Mount Olive 13, Columbus St. 10  
Kennesaw St. 14, Mount Olive 1

### South Central Regional

Alabama Huntsville 8, Tex. A&M-Kingsville 1  
West Ga. 5, Tarleton St. 0  
Tarleton St. 10, Tex. A&M-Kingsville 8  
West Ga. 10, Alabama Huntsville 7  
Alabama Huntsville 14, Tarleton St. 6  
Alabama Huntsville 12, West Ga. 2  
West Ga. 6, Alabama Huntsville 1

### West Regional

Sonoma St. 6, Fort Hays St. 5  
Chico St. 12, Cal State LA 0  
Fort Hays St. 10, Cal State LA 3  
Chico St. 7, Sonoma St. 1  
Sonoma St. 5, Fort Hays St. 4  
Chico St. 13, Sonoma St. 6

### Finals

Tampa 9, Central Mo. 5  
West Ga. 5, Chico St. 2  
Millersville 6, St. Joseph's (IN) 0  
Kennesaw St. 7, New Haven 6  
Chico St. 13, Central Mo. 11 (10 inn.)  
Tampa 5, West Ga. 1  
Kennesaw St. 11, Millersville 4  
St. Joseph's (IN) 15, New Haven 3  
Chico St. 6, Millersville 5

West Ga. 8, St. Joseph's (IN) 7  
Kennesaw St. 15, Chico St. 5  
Tampa 10, West Ga. 0

### Championship

Tampa 6, Kennesaw St. 1

## 1999

### Central Regional

Pittsburg St. 5, Minnesota St. 3  
Rockhurst 8, Central Mo. 1  
Central Mo. 5, Minnesota St. 2  
Rockhurst 2, Pittsburg St. 1 (11 inn.)  
Pittsburg St. 8, Central Mo. 7  
Rockhurst 6, Pittsburg St. 2

### North Atlantic Regional

West Virginia St. 13, Slippery Rock 11  
Shippensburg 11, Kutztown 8  
Kutztown 12, Slippery Rock 10  
West Virginia St. 16, Shippensburg 10  
Shippensburg 10, Kutztown 8  
West Virginia St. 12, Shippensburg 6

### North Central Regional

Ashland 12, UIndy 10  
Quincy 5, St. Joseph's (IN) 4 (10 inn.)  
St. Joseph's (IN) 12, UIndy 10 (12 inn.)  
Ashland 6, Quincy 5  
Quincy 5, St. Joseph's (IN) 2  
Ashland 11, Quincy 10

### Northeast Regional

Adelphi 5, Concordia (NY) 4  
Merrimack 3, UMass Lowell 1  
UMass Lowell 13, Concordia (NY) 9  
Adelphi 7, Merrimack 6  
UMass Lowell 12, Merrimack 2  
Adelphi 9, UMass Lowell 8

### South Regional

Carson-Newman 4, Saint Leo 2  
Fla. Southern 6, Savannah St. 5  
Saint Leo 15, Savannah St. 6  
Carson-Newman 4, Fla. Southern 3  
Saint Leo 7, Fla. Southern 3  
Saint Leo 10, Carson-Newman 5  
Carson-Newman 3, Saint Leo 1

### South Atlantic Regional

Kennesaw St. 8, Mount Olive 5  
North Florida 6, Armstrong St. 2  
Armstrong St. 8, Mount Olive 3  
Kennesaw St. 8, North Florida 5  
North Florida 3, Armstrong St. 2  
North Florida 4, Kennesaw St. 1  
Kennesaw St. 5, North Florida 0

### South Central Regional

Southeastern Okla. 7, Delta St. 6  
North Ala. 7, Alabama Huntsville 4  
Alabama Huntsville 12, Delta St. 7  
North Ala. 3, Southeastern Okla. 0  
Southeastern Okla. 8, Alabama Huntsville 6  
North Ala. 4, Southeastern Okla. 2

### West Regional

Chico St. 12, Sonoma St. 4  
Colorado Mesa 18, Fort Hays St. 6  
Sonoma St. 15, Fort Hays St. 3  
Chico St. 11, Colorado Mesa 4  
Sonoma St. 17, Colorado Mesa 13  
Chico St. 12, Sonoma St. 4

### Finals

Adelphi 18, Ashland 15  
Chico St. 10, Rockhurst 4  
North Ala. 15, West Virginia St. 9  
Kennesaw St. 6, Carson-Newman 5  
Rockhurst 18, Ashland 9  
Chico St. 11, Adelphi 3  
West Virginia St. 14, Carson-Newman 4  
Kennesaw St. 10, North Ala. 3  
West Virginia St. 12, Adelphi 9

Rockhurst 4, North Ala. 3  
West Virginia St. 3, Kennesaw St. 0  
Chico St. 7, Rockhurst 2  
Kennesaw St. 4, West Virginia St. 1

### Championship

Chico St. 11, Kennesaw St. 5

## 2000

### Central Regional

Rockhurst 8, Winona St. 7  
Minnesota St. 7, Central Mo. 6  
Central Mo. 13, Winona St. 1  
Rockhurst 2, Minnesota St. 1  
Central Mo. 6, Minnesota St. 4  
Central Mo. 9, Rockhurst 6  
Central Mo. 9, Rockhurst 1

### North Atlantic Regional

Millersville 4, Shippensburg 2 (10 inn.)  
Slippery Rock 10, West Virginia St. 6  
Shippensburg 4, West Virginia St. 3  
Slippery Rock 10, Millersville 2  
Millersville 13, Shippensburg 6  
Slippery Rock 4, Millersville 2

### North Central Regional

Ashland 8, Saginaw Valley 4  
UIndy 11, Mercyhurst 2  
Saginaw Valley 3, Mercyhurst 2 (10 inn.)  
UIndy 5, Ashland 3  
Saginaw Valley 3, Ashland 1  
UIndy 6, Saginaw Valley 1

### Northeast Regional

Stonehill 10, Concordia (NY) 5  
Saint Rose 7, UMass Lowell 3  
Concordia (NY) 7, UMass Lowell 5  
Saint Rose 5, Stonehill 2  
Stonehill 2, Concordia (NY) 0  
Saint Rose 6, Stonehill 3

### South Regional

Gardner-Webb 5, Fla. Southern 1  
Tampa 10, Saint Leo 3  
Fla. Southern 7, Saint Leo 5  
Gardner-Webb 4, Tampa 3  
Fla. Southern 7, Tampa 1  
Gardner-Webb 14, Fla. Southern 1

### South Atlantic Regional

Mount Olive 7, Georgia College 2  
North Florida 7, Kennesaw St. 3  
Georgia College 13, Kennesaw St. 6  
North Florida 3, Mount Olive 0  
Georgia College 7, Kennesaw St. 3  
North Florida 8, Georgia College 6

### South Central Regional

Delta St. 11, Southeastern Okla. 9  
Abilene Christian 18, Alabama Huntsville 6  
Southeastern Okla. 9, Alabama Huntsville 7  
Delta St. 14, Abilene Christian 13  
Southeastern Okla. 9, Abilene Christian 3  
Southeastern Okla. 7, Delta St. 4  
Southeastern Okla. 11, Delta St. 5

### West Regional

Fort Hays St. 7, Grand Canyon 2  
Chico St. 20, Texas Wesleyan 12  
Texas Wesleyan 9, Grand Canyon 8  
Chico St. 10, Fort Hays St. 3  
Fort Hays St. 8, Texas Wesleyan 3  
Fort Hays St. 11, Chico St. 3  
Fort Hays St. 5, Chico St. 2

### Finals

Southeastern Okla. 7, Saint Rose 1  
North Florida 9, UIndy 0  
Slippery Rock 10, Central Mo. 9  
Fort Hays St. 6, Gardner-Webb 2  
UIndy 16, Saint Rose 5  
Southeastern Okla. 3, North Florida 0  
Central Mo. 10, Gardner-Webb 1

Fort Hays St. 8, Slippery Rock 5  
North Florida 12, Central Mo. 1  
Ulndy 9, Slippery Rock 4  
Fort Hays St. 13, North Florida 10  
Southeastern Okla. 7, Ulndy 1  
**Championship**  
Southeastern Okla. 7, Fort Hays St. 2

## 2001

### Central Regional

Wayne St. (NE) 2, Minnesota St. 1  
Central Mo. 9, Mo. Southern St. 7  
Minnesota St. 9, Mo. Southern St. 5  
Central Mo. 12, Wayne St. (NE) 3  
Minnesota St. 11, Wayne St. (NE) 5  
Central Mo. 9, Minnesota St. 7

### North Atlantic Regional

Slippery Rock 5, West Virginia St. 1  
Kutztown 9, Concord 8  
West Virginia St. 6, Concord 2  
Kutztown 5, Slippery Rock 3  
Slippery Rock 8, West Virginia St. 4  
Slippery Rock 8, Kutztown 1  
Kutztown 6, Slippery Rock 2

### North Central Regional

Ulndy 4, Ashland 3  
SIUE 18, Saginaw Valley 8  
Ashland 3, Saginaw Valley 0  
Ulndy 6, SIUE 3  
SIUE 12, Ashland 2  
SIUE 8, Ulndy 7  
SIUE 6, Ulndy 2

### Northeast Regional

Concordia (NY) 8, New Haven 3  
UMass Lowell 6, Southern Conn. St. 2  
New Haven 10, Southern Conn. St. 5  
Concordia (NY) 4, UMass Lowell 2  
UMass Lowell 18, New Haven 3  
UMass Lowell 6, Concordia (NY) 2  
UMass Lowell 8, Concordia (NY) 0

### South Regional

Lenoir-Rhyne 14, Wingate 8  
Tampa 8, Saint Leo 4  
Saint Leo 24, Wingate 7  
Tampa 12, Lenoir-Rhyne 5  
Saint Leo 12, Lenoir-Rhyne 7  
Tampa 21, Saint Leo 5

### South Atlantic Regional

Kennesaw St. 5, Georgia College 3  
North Florida 9, Belmont Abbey 1  
Georgia College 11, Belmont Abbey 5  
North Florida 12, Kennesaw St. 6  
Kennesaw St. 18, Georgia College 8  
Kennesaw St. 12, North Florida 10  
North Florida 8, Kennesaw St. 5

### South Central Regional

Delta St. 5, Central Okla. 4  
Alabama Huntsville 3, Abilene Christian 1  
Central Okla. 6, Abilene Christian 3  
Delta St. 7, Alabama Huntsville 5  
Alabama Huntsville 14, Central Okla. 8  
Delta St. 11, Alabama Huntsville 10

### West Regional

Sonoma St. 8, N.M. Highlands 1  
St. Mary's (TX) 19, CSU Pueblo 5  
N.M. Highlands 6, CSU Pueblo 3  
St. Mary's (TX) 10, Sonoma St. 6  
Sonoma St. 6, N.M. Highlands 5  
Sonoma St. 10, St. Mary's (TX) 6  
St. Mary's (TX) 10, Sonoma St. 6

### Finals

SIUE 9, Tampa 4  
North Florida 9, Delta St. 7  
St. Mary's (TX) 3, Kutztown 0  
UMass Lowell 13, Central Mo. 5

Delta St. 14, Tampa 11  
North Florida 7, SIUE 3  
Central Mo. 5, Kutztown 0  
St. Mary's (TX) 12, UMass Lowell 1  
Central Mo. 7, SIUE 4  
Delta St. 6, UMass Lowell 2  
Central Mo. 11, St. Mary's (TX) 10  
Delta St. 11, North Florida 7  
St. Mary's (TX) 17, Delta St. 4  
Central Mo. 8, North Florida 5

### Championship

St. Mary's (TX) 11, Central Mo. 3

## 2002

### Central Regional

Minnesota St. 17, Omaha 16  
Central Mo. 13, Pittsburg St. 2  
Pittsburg St. 8, Omaha 5  
Minnesota St. 12, Central Mo. 11  
Central Mo. 5, Pittsburg St. 3  
Central Mo. 7, Minnesota St. 3  
Central Mo. 10, Minnesota St. 6

### North Atlantic Regional

Mansfield 8, West Virginia St. 4 (10 inn.)  
Kutztown 4, Shepherd 2  
Shepherd 8, West Virginia St. 6  
Kutztown 3, Mansfield 2  
Shepherd 11, Mansfield 5  
Shepherd 6, Kutztown 0  
Kutztown 12, Shepherd 3

### North Central Regional

Saginaw Valley 9, Northern Ky. 6  
Ashland 9, Grand Valley St. 1  
Northern Ky. 7, Grand Valley St. 2  
Ashland 10, Saginaw Valley 7  
Northern Ky. 8, Saginaw Valley 2  
Ashland 6, Northern Ky. 2

### Northeast Regional

Concordia (NY) 6, Dowling 5  
UMass Lowell 14, Bryant 6  
Bryant 3, Dowling 2  
Concordia (NY) 3, UMass Lowell 1  
UMass Lowell 5, Bryant 1  
UMass Lowell 7, Concordia (NY) 2  
UMass Lowell 9, Concordia (NY) 3

### South Regional

Fla. Southern 5, Carson-Newman 3  
Tampa 1, Rollins 0  
Rollins 9, Carson-Newman 7  
Tampa 13, Fla. Southern 4  
Fla. Southern 13, Rollins 1  
Fla. Southern 4, Tampa 3  
Fla. Southern 3, Tampa 1

### South Atlantic Regional

Columbus St. 13, North Florida 10  
Kennesaw St. 4, Georgia College 3  
Georgia College 3, North Florida 2  
Columbus St. 14, Kennesaw St. 5  
Kennesaw St. 11, Georgia College 3  
Columbus St. 13, Kennesaw St. 11 (10 inn.)

### South Central Regional

Abilene Christian 8, Valdosta St. 7  
Delta St. 16, Central Okla. 10  
Central Okla. 11, Valdosta St. 6  
Delta St. 6, Abilene Christian 5  
Abilene Christian 10, Central Okla. 2  
Delta St. 3, Abilene Christian 2

### West Regional

CSU Pueblo 12, Colorado Mesa 11  
Chico St. 20, Grand Canyon 4  
Colorado Mesa 5, Grand Canyon 3  
Chico St. 5, CSU Pueblo 0  
CSU Pueblo 6, Colorado Mesa 3  
Chico St. 17, CSU Pueblo 2

### Finals

Kutztown 11, Fla. Southern 7  
Chico St. 5, UMass Lowell 2  
Ashland 12, Delta St. 5  
Central Mo. 7, Columbus St. 3  
UMass Lowell 7, Fla. Southern 2  
Chico St. 6, Kutztown 1  
Columbus St. 6, Delta St. 5  
Central Mo. 8, Ashland 6  
Columbus St. 6, Kutztown 3  
UMass Lowell 10, Ashland 5  
Columbus St. 5, Central Mo. 4 (12 inn.)  
Chico St. 8, UMass Lowell 4  
Columbus St. 4, Central Mo. 3 (13 inn.)

### Championship

Columbus St. 5, Chico St. 3

## 2003

### Central Regional

Rockhurst 16, Northwest Mo. St. 3  
Central Mo. 12, Minn. Duluth 8  
Northwest Mo. St. 5, Minn. Duluth 3  
Central Mo. 11, Rockhurst 4  
Rockhurst 7, Northwest Mo. St. 4  
Central Mo. 13, Rockhurst 1

### North Atlantic Regional

Shippensburg 4, West Chester 0  
Slippery Rock 3, Kutztown 1  
Kutztown 3, West Chester 0  
Shippensburg 2, Slippery Rock 1  
Slippery Rock 2, Kutztown 1  
Slippery Rock 10, Shippensburg 1  
Slippery Rock 7, Shippensburg 5

### North Central Regional

Ashland 5, Mo.-St. Louis 4 (12 inn.)  
Grand Valley St. 4, Ulndy 2  
Ulndy 7, Mo.-St. Louis 4  
Grand Valley St. 3, Ashland 2 (11 inn.)  
Ulndy 1, Ashland 0  
Grand Valley St. 12, Ulndy 7

### Northeast Regional

Franklin Pierce 4, Dowling 2  
New Haven 2, UMass Lowell 1  
UMass Lowell 7, Dowling 3  
Franklin Pierce 3, New Haven 2  
UMass Lowell 8, New Haven 3  
Franklin Pierce 5, UMass Lowell 3

### South Regional

Tampa 11, Presbyterian 3  
Fla. Southern 8, Tusculum 5  
Tusculum 7, Presbyterian 6  
Fla. Southern 6, Tampa 5  
Tampa 8, Tusculum 2  
Tampa 6, Fla. Southern 0  
Tampa 10, Fla. Southern 4

### South Atlantic Regional

Kennesaw St. 9, Armstrong St. 6  
North Florida 7, Francis Marion 6  
Francis Marion 9, Armstrong St. 6  
Kennesaw St. 8, North Florida 7  
North Florida 10, Francis Marion 0  
Kennesaw St. 4, North Florida 1

### South Central Regional

Abilene Christian 9, Central Okla. 5  
Delta St. 8, Southeastern Okla. 4  
Central Okla. 12, Southeastern Okla. 8  
Abilene Christian 14, Delta St. 5  
Delta St. 18, Central Okla. 8  
Abilene Christian 13, Delta St. 10

### West Regional

UC Davis 12, Sonoma St. 8  
Fort Hays St. 9, Western Ore. 8  
Sonoma St. 10, Western Ore. 4  
UC Davis 3, Fort Hays St. 0  
Sonoma St. 4, Fort Hays St. 3  
UC Davis 5, Sonoma St. 0

## Finals

Franklin Pierce 2, Slippery Rock 1  
Central Mo. 3, Grand Valley St. 2  
Kennesaw St. 9, UC Davis 5  
Tampa 14, Abilene Christian 2  
Grand Valley St. 9, Slippery Rock 8  
Central Mo. 11, Franklin Pierce 4  
UC Davis 5, Abilene Christian 3  
Tampa 6, Kennesaw St. 0  
Franklin Pierce 5, UC Davis 3  
Kennesaw St. 7, Grand Valley St. 5  
Tampa 18, Franklin Pierce 9  
Central Mo. 6, Kennesaw St. 5

## Championship

Central Mo. 11, Tampa 4

## 2004

### Central Regional

Wayne St. (NE) 14, Emporia St. 3  
Central Mo. 18, North Dakota 0  
Emporia St. 5, North Dakota 3  
Central Mo. 9, Wayne St. (NE) 1  
Wayne St. (NE) 5, Emporia St. 0  
Central Mo. 22, Wayne St. (NE) 2

### North Atlantic Regional

Kutztown 13, West Virginia St. 2  
Shippensburg 2, West Chester 1  
West Virginia St. 9, West Chester 8  
Kutztown 2, Shippensburg 1 (10 inn.)  
West Virginia St. 9, Shippensburg 6  
Kutztown 6, West Virginia St. 4 (10 inn.)

### North Central Regional

Wis.-Parkside 16, Grand Valley St. 7  
Ashland 5, Northern Ky. 1  
Grand Valley St. 7, Northern Ky. 4  
Ashland 8, Wis.-Parkside 4  
Grand Valley St. 10, Wis.-Parkside 5  
Grand Valley St. 5, Ashland 2  
Grand Valley St. 12, Ashland 3

### Northeast Regional

Bryant 4, Dowling 0  
Caldwell 2, St. Anselm 1  
Dowling 11, St. Anselm 7  
Bryant 16, Caldwell 5  
Dowling 10, Caldwell 6  
Dowling 14, Bryant 4  
Bryant 4, Dowling 2

### South Regional

Fla. Southern 6, Tampa 1  
Catawba 4, Rollins 3  
Rollins 4, Tampa 2  
Fla. Southern 9, Catawba 0  
Rollins 6, Catawba 5  
Rollins 6, Fla. Southern 5 (13 inn.)  
Rollins 4, Fla. Southern 3

### South Atlantic Regional

Columbus St. 9, Pfeiffer 6  
North Florida 9, Augusta 6 (13 inn.)  
Pfeiffer 13, Augusta 0  
Columbus St. 4, North Florida 2  
North Florida 4, Pfeiffer 3  
Columbus St. 7, North Florida 6

### South Central Regional

Southern Ark. 10, St. Mary's (TX) 7  
Delta St. 5, UIW 4  
UIW 9, St. Mary's (TX) 3  
Delta St. 6, Southern Ark. 5  
Southern Ark. 17, UIW 14  
Delta St. 24, Southern Ark. 2

### West Regional

Chico St. 11, Colorado Mesa 5  
CSU Pueblo 13, Sonoma St. 3  
Sonoma St. 4, Colorado Mesa 2  
Chico St. 16, CSU Pueblo 0  
Sonoma St. 6, CSU Pueblo 5 (12 inn.)  
Chico St. 4, Sonoma St. 1

## Finals

Bryant 11, Rollins 3  
Grand Valley St. 2, Chico St. 1 (12 inn.)  
Columbus St. 10, Kutztown 8  
Delta St. 6, Central Mo. 5 (10 inn.)  
Rollins 10, Chico St. 3  
Grand Valley St. 5, Bryant 2  
Central Mo. 7, Kutztown 3  
Delta St. 14, Columbus St. 5  
Central Mo. 14, Bryant 3  
Rollins 11, Columbus St. 10  
Central Mo. 12, Delta St. 9  
Grand Valley St. 11, Rollins 4  
Delta St. 10, Central Mo. 9

## Championship

Delta St. 12, Grand Valley St. 8

## 2005

### Central Regional

Wayne St. (NE) 8, Omaha 0  
Central Mo. 8, Emporia St. 0  
Omaha 7, Emporia St. 4  
Central Mo. 9, Wayne St. (NE) 3  
Omaha 19, Wayne St. (NE) 3  
Central Mo. 10, Omaha 1

### North Atlantic Regional

West Chester 9, Kutztown 1  
West Virginia St. 14, Slippery Rock 3  
Kutztown 5, Slippery Rock 4  
West Virginia St. 3, West Chester 2  
West Chester 13, Kutztown 2  
West Virginia St. 9, West Chester 2

### North Central Regional

Grand Valley St. 13, Wis.-Parkside 4  
St. Joseph's (IN) 3, Wayne St. (MI) 2  
Wis.-Parkside 5, Wayne St. (MI) 1  
Grand Valley St. 4, St. Joseph's (IN) 1  
Wis.-Parkside 12, St. Joseph's (IN) 5  
Wis.-Parkside 6, Grand Valley St. 3  
Grand Valley St. 10, Wis.-Parkside 3

### Northeast Regional

Southern Conn. St. 6, Adelphi 1  
UMass Lowell 8, Franklin Pierce 2  
Franklin Pierce 12, Adelphi 4  
Southern Conn. St. 10, UMass Lowell 3  
Franklin Pierce 16, UMass Lowell 11  
Southern Conn. St. 1, Franklin Pierce 0

### South Regional

Tusculum 3, Tampa 0  
Fla. Southern 10, Rollins 1  
Tampa 2, Rollins 1  
Fla. Southern 9, Tusculum 8  
Tampa 7, Tusculum 6  
Fla. Southern 10, Tampa 7

### South Atlantic Regional

Kennesaw St. 7, Francis Marion 5  
North Florida 8, USC Aiken 1  
USC Aiken 5, Francis Marion 2  
Kennesaw St. 10, North Florida 9  
North Florida 10, USC Aiken 9  
North Florida 8, Kennesaw St. 3  
North Florida 6, Kennesaw St. 5

### South Central Regional

Abilene Christian 12, Central Okla. 11  
Delta St. 18, West Ala. 4  
Central Okla. 5, West Ala. 2  
Delta St. 17, Abilene Christian 2  
Central Okla. 2, Abilene Christian 0  
Delta St. 9, Central Okla. 1

### West Regional

Chico St. 12, Western Ore. 4  
Colorado Mesa 6, N.M. Highlands 1  
Western Ore. 14, N.M. Highlands 2  
Chico St. 7, Colorado Mesa 6  
Western Ore. 8, Colorado Mesa 1  
Chico St. 6, Western Ore. 1

## Finals

Delta St. 3, Chico St. 0  
Central Mo. 5, Fla. Southern 2  
West Virginia St. 8, Grand Valley St. 6  
North Florida 7, Southern Conn. St. 1  
Fla. Southern 4, Chico St. 0  
Central Mo. 2, Delta St. 1  
Grand Valley St. 3, Southern Conn. St. 2  
North Florida 5, West Virginia St. 2  
Grand Valley St. 11, Delta St. 7  
Fla. Southern 6, West Virginia St. 5  
North Florida 2, Grand Valley St. 1  
Fla. Southern 5, Central Mo. 3  
Fla. Southern 8, Central Mo. 5

## Championship

Fla. Southern 12, North Florida 9

## 2006

### Central Regional

Emporia St. 16, Missouri Western 5  
Minnesota St. 8, Central Mo. 6  
Omaha 6, Wayne St. (NE) 4  
Missouri Western 16, Central Mo. 8  
Emporia St. 8, Wayne St. (NE) 1  
Minnesota St. 18, Omaha 2  
Emporia St. 4, Minnesota St. 0  
Omaha 10, Missouri Western 3  
Minnesota St. 4, Omaha 1  
Emporia St. 9, Minnesota St. 6 (10 inn.)

### North Atlantic Regional

West Virginia St. 13, Pitt.-Johnstown 1  
Kutztown 7, Ohio Valley 0  
West Chester 9, Shepherd 5  
Ohio Valley 2, Pitt.-Johnstown 1  
West Virginia St. 18, Shepherd 5  
West Chester 5, Kutztown 1  
West Chester 9, West Virginia St. 4  
Kutztown 10, Ohio Valley 3  
Kutztown 15, West Virginia St. 11  
Kutztown 7, West Chester 4  
West Chester 14, Kutztown 3

### North Central Regional

Grand Valley St. 2, Rockhurst 0  
SIUE 2, Northern Ky. 0  
Quincy 5, Ashland 3  
Rockhurst 4, Northern Ky. 1  
Ashland 7, Grand Valley St. 3  
SIUE 1, Quincy 0  
Grand Valley St. 8, Quincy 7  
Ashland 12, Rockhurst 4  
Grand Valley St. 3, SIUE 1  
Ashland 9, SIUE 4  
Ashland 2, Grand Valley St. 1

### Northeast Regional

Franklin Pierce 11, Dowling 10  
Dominican (NY) 4, New Haven 3  
UMass Lowell 10, Southern Conn. St. 3  
Dowling 2, New Haven 1  
Southern Conn. St. 9, Franklin Pierce 3  
Dominican (NY) 8, UMass Lowell 7  
Franklin Pierce 10, UMass Lowell 6  
Southern Conn. St. 6, Dowling 3  
Franklin Pierce 15, Dominican (NY) 13  
Southern Conn. St. 9, Dominican (NY) 5  
Franklin Pierce 21, Southern Conn. St. 1

### South Regional

Tampa 14, Albany St. (GA) 0  
FGCU 7, Lynn 5  
Catawba 9, Fla. Southern 8  
Lynn 12, Albany St. (GA) 7  
Tampa 8, Fla. Southern 3  
FGCU 10, Catawba 7  
Tampa 12, FGCU 5  
Catawba 14, Lynn 8  
Catawba 5, FGCU 3  
Tampa 15, Catawba 5

**South Atlantic Regional**

Georgia College 13, Mount Olive 8  
Francis Marion 8, USC Aiken 3  
Armstrong St. 9, Columbus St. 4  
USC Aiken 3, Mount Olive 2  
Georgia College 16, Columbus St. 2  
Francis Marion 9, Armstrong St. 3  
Francis Marion 3, Georgia College 2  
USC Aiken 9, Armstrong St. 6  
Georgia College 16, USC Aiken 7  
Georgia College 7, Francis Marion 0  
Francis Marion 7, Georgia College 4

**South Central Regional**

Abilene Christian 8, UIW 5  
Southern Ark. 4, Central Okla. 3  
Montevallo 6, West Ala. 0  
UIW 4, Central Okla. 2  
West Ala. 8, Abilene Christian 4  
Montevallo 22, Southern Ark. 2  
Southern Ark. 5, Abilene Christian 4  
UIW 11, West Ala. 5  
Montevallo 18, Southern Ark. 4  
Montevallo 9, UIW 8

**West Regional**

Western Ore. 5, CSU Pueblo 4  
Chico St. 5, Fort Hays St. 3 (11 inn.)  
Cal State LA 10, Colorado Mesa 3  
Fort Hays St. 17, CSU Pueblo 3  
Western Ore. 6, Colorado Mesa 2  
Chico St. 11, Cal State LA 2  
Chico St. 7, Western Ore. 2  
Cal State LA 8, Fort Hays St. 1  
Cal State LA 7, Western Ore. 4  
Cal State LA 9, Chico St. 7  
Chico St. 8, Cal State LA 1

**Finals**

Tampa 4, Francis Marion 3  
Montevallo 3, West Chester 2 (12 inn.)  
Ashland 14, Franklin Pierce 4  
Chico St. 2, Emporia St. 1  
West Chester 3, Francis Marion 2 (10 inn.)  
Tampa 5, Montevallo 4  
Franklin Pierce 4, Emporia St. 0 (11 inn.)  
Chico St. 8, Ashland 4 (13 inn.)  
Franklin Pierce 7, Ashland 2  
Montevallo 10, West Chester 3  
Chico St. 9, Montevallo 5  
Tampa 13, Franklin Pierce 3

**Championship**

Tampa 3, Chico St. 2 (10 inn.)

**2007****Central Regional**

Omaha 4, Minnesota St. 1  
Emporia St. 6, Wayne St. (NE) 2  
Central Mo. 7, Winona St. 2  
Minnesota St. 8, Winona St. 1  
Omaha 10, Wayne St. (NE) 3  
Central Mo. 5, Emporia St. 1  
Omaha 4, Central Mo. 2  
Emporia St. 8, Minnesota St. 7  
Central Mo. 9, Emporia St. 2  
Omaha 9, Central Mo. 4

**North Atlantic Regional**

Kutztown 4, Shippensburg 3  
West Chester 2, West Virginia St. 0  
Slippery Rock 6, California (PA) 3  
Shippensburg 6, West Virginia St. 1  
Kutztown 6, California (PA) 1  
Slippery Rock 6, West Chester 5 (11 inn.)  
Kutztown 7, Slippery Rock 3  
West Chester 7, Shippensburg 4  
West Chester 11, Slippery Rock 10 (10 inn.)  
Kutztown 9, West Chester 1

**North Central Regional**

Grand Valley St. 5, Drury 4 (10 inn.)

Southern Ind. 7, Ashland 1  
Saginaw Valley 7, SIUE 3  
Drury 10, Ashland 5  
Grand Valley St. 6, SIUE 5  
Southern Ind. 2, Saginaw Valley 0  
Southern Ind. 3, Grand Valley St. 1  
Drury 12, Saginaw Valley 4  
Grand Valley St. 11, Drury 3  
Southern Ind. 1, Grand Valley St. 0

**Northeast Regional**

Franklin Pierce 4, Wilmington (DE) 1  
Adelphi 5, Bryant 4  
Caldwell 9, UMass Lowell 4  
Bryant 5, Wilmington (DE) 1  
Franklin Pierce 9, UMass Lowell 4  
Adelphi 4, Caldwell 0  
Franklin Pierce 7, Adelphi 2  
Bryant 3, Caldwell 2 (10 inn.)  
Bryant 10, Adelphi 0  
Franklin Pierce 5, Bryant 2

**South Regional**

Tampa 5, Stillman 3  
Tusculum 4, Fla. Southern 1  
FGCU 10, Carson-Newman 2  
Fla. Southern 8, Stillman 7  
Tampa 6, Carson-Newman 4  
Tusculum 7, FGCU 6  
Tampa 5, Tusculum 3  
Fla. Southern 4, FGCU 1  
Fla. Southern 15, Tusculum 7  
Fla. Southern 7, Tampa 0  
Tampa 8, Fla. Southern 5 (10 inn.)

**South Atlantic Regional**

Mount Olive 6, Virginia St. 1  
USC Aiken 6, Columbus St. 1  
Georgia College 6, Armstrong St. 3  
Columbus St. 14, Virginia St. 0  
Mount Olive 4, Armstrong St. 2 (10 inn.)  
Georgia College 3, USC Aiken 1  
Mount Olive 5, Georgia College 4  
Columbus St. 8, USC Aiken 2  
Columbus St. 7, Georgia College 4  
Columbus St. 5, Mount Olive 0  
Columbus St. 4, Mount Olive 1

**South Central Regional**

West Florida 4, Delta St. 3  
Angelo St. 8, Ouachita Baptist 1  
Montevallo 7, St. Edward's 4  
Delta St. 6, Ouachita Baptist 3  
Angelo St. 8, St. Edward's 3 (16 inn.)  
Montevallo 11, West Florida 6  
Montevallo 5, Angelo St. 4  
West Florida 2, Delta St. 1  
Angelo St. 13, West Florida 7  
Angelo St. 8, Montevallo 1  
Angelo St. 3, Montevallo 2

**West Regional**

Neb.-Kearney 8, Sonoma St. 7  
Chico St. 9, Cal State LA 7 (10 inn.)  
Colorado Mesa 5, UC San Diego 4  
Sonoma St. 10, UC San Diego 3  
Cal State LA 26, Neb.-Kearney 7  
Colorado Mesa 6, Chico St. 0  
Chico St. 3, Neb.-Kearney 0  
Cal State LA 4, Sonoma St. 1  
Colorado Mesa 9, Chico St. 8  
Cal State LA 11, Colorado Mesa 0  
Cal State LA 8, Colorado Mesa 3

**Finals**

Omaha 5, Kutztown 4 (10 inn.)  
Tampa 13, Cal State LA 5  
Angelo St. 12, Franklin Pierce 3 (10 inn.)  
Columbus St. 11, Southern Ind. 2  
Cal State LA 4, Kutztown 1  
Tampa 9, Omaha 2  
Southern Ind. 3, Franklin Pierce 0  
Columbus St. 5, Angelo St. 4

Southern Ind. 12, Angelo St. 10  
Cal State LA 4, Omaha 2  
Columbus St. 9, Cal State LA 4  
Tampa 8, Southern Ind. 1

**Championship**

Tampa 7, Columbus St. 2

**2008****Central Regional**

Central Mo. 7, Wayne St. (NE) 4  
Omaha 2, Minnesota St. 1  
Emporia St. 3, Concordia-St. Paul 2  
Minnesota St. 6, Concordia-St. Paul 0  
Emporia St. 13, Wayne St. (NE) 8  
Central Mo. 13, Omaha 8  
Central Mo. 5, Emporia St. 2  
Omaha 6, Minnesota St. 5  
Omaha 17, Emporia St. 14  
Central Mo. 11, Omaha 6

**North Atlantic Regional**

West Chester 5, Kutztown 3  
Shippensburg 10, West Virginia St. 2  
Pitt.-Johnstown 6, Concord 3  
Kutztown 2, West Virginia St. 1  
West Chester 7, Concord 4  
Shippensburg 11, Pitt.-Johnstown 1  
Shippensburg 10, West Chester 5  
Pitt.-Johnstown 8, Kutztown 0  
West Chester 6, Pitt.-Johnstown 2  
West Chester 12, Shippensburg 10  
Shippensburg 5, West Chester 4

**North Central Regional**

Northern Ky. 9, Grand Valley St. 4 (11 inn.)  
Ashland 9, Bellarmine 2  
Wayne St. (MI) 7, St. Joseph's (IN) 3  
St. Joseph's (IN) 8, Grand Valley St. 0  
Bellarmine 7, Northern Ky. 6  
Ashland 25, Wayne St. (MI) 14  
Wayne St. (MI) 4, Northern Ky. 1  
St. Joseph's (IN) 6, Bellarmine 1  
Wayne St. (MI) 6, Ashland 2  
Ashland 3, St. Joseph's (IN) 2  
Ashland 3, Wayne St. (MI) 0

**Northeast Regional**

Franklin Pierce 16, LIU Post 2  
Dowling 7, Bryant 6  
Caldwell 3, Southern Conn. St. 2  
Bryant 10, LIU Post 3  
Franklin Pierce 7, Southern Conn. St. 3  
Caldwell 7, Dowling 3  
Franklin Pierce 16, Caldwell 4  
Bryant 15, Dowling 4  
Bryant 5, Caldwell 4  
Bryant 12, Franklin Pierce 10  
Franklin Pierce 10, Bryant 3

**South Regional**

Tampa 21, Stillman 1  
Tusculum 8, Carson-Newman 7  
Catawba 5, Florida Tech 4  
Carson-Newman 7, Stillman 5  
Tampa 10, Florida Tech 7  
Catawba 5, Tusculum 1  
Tampa 12, Tusculum 7  
Carson-Newman 9, Tusculum 3  
Catawba 14, Carson-Newman 3  
Tampa 9, Catawba 8

**South Atlantic Regional**

USC Aiken 1, North Georgia 0  
Columbus St. 4, Belmont Abbey 1  
Mount Olive 11, Erskine 3  
Belmont Abbey 3, Erskine 2  
Mount Olive 6, North Georgia 2  
USC Aiken 9, Columbus St. 7  
USC Aiken 6, Mount Olive 5  
Columbus St. 18, Belmont Abbey 9  
Mount Olive 12, Columbus St. 2

Mount Olive 8, USC Aiken 3  
Mount Olive 13, USC Aiken 2

#### South Central Regional

Abilene Christian 8, West Ala. 7  
Ouachita Baptist 5, Southern Ark. 2  
Delta St. 9, Tex. A&M-Kingsville 3  
Southern Ark. 15, Tex. A&M-Kingsville 3  
Delta St. 9, West Ala. 7  
Ouachita Baptist 10, Abilene Christian 5  
Ouachita Baptist 19, Delta St. 14  
Southern Ark. 9, Abilene Christian 8  
Delta St. 5, Southern Ark. 3  
Ouachita Baptist 8, Delta St. 1

#### West Regional

Sonoma St. 15, Neb.-Kearney 2  
UC San Diego 5, Western Ore. 3  
Chico St. 4, Stanislaus St. 2  
Neb.-Kearney 4, Western Ore. 1  
Sonoma St. 10, Stanislaus St. 4  
Chico St. 13, UC San Diego 7  
Sonoma St. 13, Chico St. 2  
UC San Diego 12, Neb.-Kearney 5  
Chico St. 3, UC San Diego 2  
Sonoma St. 11, Chico St. 4

#### Finals

Sonoma St. 10, Shippensburg 1  
Central Mo. 12, Franklin Pierce 11  
Mount Olive 6, Ouachita Baptist 5  
Ashland 6, Tampa 5  
Shippensburg 9, Franklin Pierce 2  
Sonoma St. 6, Central Mo. 5 (19 inn.)  
Ouachita Baptist 12, Tampa 10  
Mount Olive 18, Ashland 5  
Ouachita Baptist 12, Ashland 5  
Central Mo. 5, Shippensburg 1  
Mount Olive 5, Central Mo. 3  
Ouachita Baptist 2, Sonoma St. 1  
Ouachita Baptist 2, Sonoma St. 1

#### Championship

Mount Olive 6, Ouachita Baptist 2

## 2009

#### Central Regional

Colorado Mesa 17, CSU Pueblo 6  
Southwest Minn. St. 11, Minnesota St. 3  
Wayne St. (NE) 11, N.M. Highlands 3  
CSU Pueblo 13, Minnesota St. 4  
Colorado Mesa 15, N.M. Highlands 13  
Wayne St. (NE) 28, Southwest Minn. St. 12  
Colorado Mesa 14, Wayne St. (NE) 7  
CSU Pueblo 15, Southwest Minn. St. 14  
Wayne St. (NE) 6, CSU Pueblo 1  
Colorado Mesa 8, Wayne St. (NE) 2

#### Atlantic Regional

West Chester 5, Concord 3  
Mercyhurst 3, Shepherd 1  
West Virginia St. 4, Kutztown 1  
West Chester 10, Shepherd 1  
Kutztown 9, Concord 4  
Mercyhurst 4, West Virginia St. 1  
West Chester 6, Mercyhurst 2  
West Virginia St. 6, Kutztown 1  
Mercyhurst 8, West Virginia St. 7  
West Chester 14, Mercyhurst 0

#### Midwest Regional

UIndy 5, Grand Valley St. 4  
Ashland 8, Rockhurst 4  
Southern Ind. 4, Northern Ky. 3  
Grand Valley St. 10, Rockhurst 8 (12 inn.)  
Northern Ky. 7, Ashland 6  
UIndy 7, Southern Ind. 3  
Southern Ind. 8, Ashland 3  
Grand Valley St. 11, Northern Ky. 2  
UIndy 9, Southern Ind. 2  
Grand Valley St. 4, UIndy 3  
Grand Valley St. 3, UIndy 2

#### East Regional

Wilmington (DE) 10, Dominican (NY) 1  
Assumption 4, Franklin Pierce 3  
Adelphi 8, Dowling 1  
Dominican (NY) 5, Franklin Pierce 4  
Dowling 3, Wilmington (DE) 2  
Adelphi 2, Assumption 0  
Wilmington (DE) 10, Assumption 1  
Dowling 4, Dominican (NY) 3  
Adelphi 9, Wilmington (DE) 6  
Dowling 4, Adelphi 0  
Dowling 1, Adelphi 0

#### South Regional

Lynn 11, Tampa 8  
Valdosta St. 8, Barry 3  
Fla. Southern 14, West Ala. 7  
Southern Ark. 14, Stillman 1  
West Ala. 14, Barry 9  
Tampa 21, Stillman 8  
Lynn 5, Southern Ark. 4  
Fla. Southern 6, Valdosta St. 3  
Southern Ark. 13, West Ala. 9  
Valdosta St. 10, Tampa 5  
Lynn 7, Fla. Southern 3  
Southern Ark. 12, Valdosta St. 5  
Fla. Southern 3, Southern Ark. 1  
Lynn 19, Fla. Southern 3

#### Southeast Regional

Catawba 7, Georgia College 5  
Francis Marion 5, Tusculum 0  
Belmont Abbey 6, USC Aiken 5  
USC Aiken 9, Tusculum 2  
Belmont Abbey 14, Georgia College 9  
Francis Marion 11, Catawba 7  
Belmont Abbey 7, Francis Marion 2  
USC Aiken 7, Catawba 2  
USC Aiken 7, Francis Marion 2  
Belmont Abbey 11, USC Aiken 5

#### South Central Regional

Emporia St. 23, Angelo St. 0  
Omaha 5, Abilene Christian 4  
Central Mo. 3, Tex. Permian Basin 2  
Angelo St. 6, Central Mo. 3  
Abilene Christian 10, Tex. Permian Basin 9  
Emporia St. 13, Omaha 8  
Central Mo. 14, Omaha 1  
Angelo St. 4, Abilene Christian 2 (12 inn.)  
Central Mo. 2, Emporia St. 1  
Emporia St. 5, Angelo St. 3  
Emporia St. 15, Central Mo. 6

#### West Regional

UC San Diego 11, Cal St. Dom. Hills 10  
Western Ore. 3, Sonoma St. 1  
Sonoma St. 7, Cal St. Dom. Hills 6  
UC San Diego 18, Western Ore. 3  
Sonoma St. 3, Western Ore. 2  
Sonoma St. 4, UC San Diego 3  
UC San Diego 12, Sonoma St. 4

#### Finals

Colorado Mesa 7, Belmont Abbey 2  
Emporia St. 3, Grand Valley St. 0  
Dowling 3, UC San Diego 1  
Lynn 7, West Chester 3  
Belmont Abbey 5, Grand Valley St. 4  
Emporia St. 5, Colorado Mesa 2  
UC San Diego 8, West Chester 6  
Lynn 6, Dowling 5  
UC San Diego 13, Dowling 1  
Belmont Abbey 9, Colorado Mesa 2  
Emporia St. 5, UC San Diego 3  
Lynn 7, Belmont Abbey 5

#### Championship

Lynn 2, Emporia St. 1

## 2010

#### Atlantic Regional

California (PA) 4, Kutztown 3  
West Chester 9, Mansfield 6  
Seton Hill 6, West Virginia St. 0  
Kutztown 9, Mansfield 5  
West Virginia St. 7, California (PA) 2  
West Chester 9, Seton Hill 3  
California (PA) 6, Seton Hill 5  
Kutztown 10, West Virginia St. 5  
West Chester 7, California (PA) 2  
Kutztown 14, West Chester 5  
Kutztown 2, West Chester 0

#### Central Regional

St. Cloud St. 11, N.M. Highlands 2  
Minnesota St. 6, Neb.-Kearney 1  
Colorado Mesa 12, Winona St. 8  
N.M. Highlands 9, Neb.-Kearney 3  
St. Cloud St. 6, Winona St. 5  
Minnesota St. 8, Colorado Mesa 7 (11 inn.)  
Minnesota St. 11, St. Cloud St. 10  
N.M. Highlands 11, Colorado Mesa 8  
St. Cloud St. 12, N.M. Highlands 8  
St. Cloud St. 16, Minnesota St. 6  
Minnesota St. 20, St. Cloud St. 6

#### East Regional

Southern Conn. St. 8, Dominican (NY) 4  
Franklin Pierce 8, LIU Post 1  
Stonehill 5, New Haven 0  
LIU Post 4, Dominican (NY) 1  
Southern Conn. St. 4, New Haven 1  
Franklin Pierce 6, Stonehill 0  
Stonehill 8, LIU Post 1  
Southern Conn. St. 11, Franklin Pierce 5  
Franklin Pierce 2, Stonehill 0  
Franklin Pierce 2, Southern Conn. St. 1  
Franklin Pierce 6, Southern Conn. St. 3

#### Midwest Regional

Southern Ind. 9, UIndy 6  
Grand Valley St. 6, Ashland 3  
Northern Ky. 2, Wayne St. (MI) 1  
UIndy 5, Ashland 2  
Southern Ind. 12, Wayne St. (MI) 10  
Grand Valley St. 7, Northern Ky. 1  
Northern Ky. 15, UIndy 12 (10 inn.)  
Grand Valley St. 6, Southern Ind. 3  
Southern Ind. 6, Northern Ky. 5  
Southern Ind. 7, Grand Valley St. 3  
Southern Ind. 11, Grand Valley St. 4

#### South Regional

Southern Ark. 6, Albany St. (GA) 1  
Fla. Southern 7, Rollins 6  
Tampa 7, Florida Tech 1  
Valdosta St. 6, West Florida 3  
Rollins 9, Albany St. (GA) 8  
Florida Tech 13, West Florida 4  
Southern Ark. 7, Fla. Southern 0  
Tampa 17, Valdosta St. 7  
Fla. Southern 12, Florida Tech 4  
Rollins 8, Valdosta St. 4  
Tampa 20, Southern Ark. 5  
Rollins 6, Fla. Southern 0  
Southern Ark. 7, Rollins 1  
Southern Ark. 10, Tampa 7  
Tampa 20, Southern Ark. 3

#### Southeast Regional

Erskine 4, Francis Marion 3  
Columbus St. 5, Catawba 0  
Georgia College 4, Mount Olive 3  
Francis Marion 3, Catawba 2  
Mount Olive 2, Erskine 1  
Georgia College 5, Columbus St. 0  
Columbus St. 8, Erskine 7  
Francis Marion 2, Mount Olive 0  
Georgia College 5, Columbus St. 3  
Georgia College 9, Francis Marion 0

**South Central Regional**

Central Mo. 9, Omaha 3  
 Abilene Christian 10, St. Mary's (TX) 2  
 UIW 6, Emporia St. 1  
 St. Mary's (TX) 8, Omaha 6  
 Central Mo. 12, Emporia St. 4  
 UIW 5, Abilene Christian 4  
 Central Mo. 18, UIW 7  
 Abilene Christian 9, St. Mary's (TX) 8 (13 inn.)  
 Abilene Christian 9, UIW 4  
 Abilene Christian 11, Central Mo. 5  
 Central Mo. 11, Abilene Christian 4

**West Regional**

UC San Diego 12, Hawaii Pacific 0  
 Cal St. Dom. Hills 11, Chico St. 4  
 Hawaii Pacific 11, Chico St. 3  
 UC San Diego 4, Cal St. Dom. Hills 3  
 Hawaii Pacific 5, Cal St. Dom. Hills 4  
 UC San Diego 9, Hawaii Pacific 4

**Finals**

Central Mo. 3, Tampa 0  
 UC San Diego 3, Georgia College 2  
 Kutztown 2, Franklin Pierce 1 (12 inn.)  
 Southern Ind. 8, Minnesota St. 6  
 Georgia College 2, Tampa 1  
 UC San Diego 2, Central Mo. 1 (11 inn.)  
 Franklin Pierce 6, Minnesota St. 2  
 Southern Ind. 7, Kutztown 1  
 Georgia College 9, Central Mo. 4  
 Franklin Pierce 6, Kutztown 2  
 Georgia College 3, Southern Ind. 0  
 UC San Diego 6, Franklin Pierce 3  
 Southern Ind. 3, Georgia College 2

**Championship**

Southern Ind. 6, UC San Diego 4

**2011****Atlantic Regional**

Mercyhurst 7, Winston-Salem 2  
 Millersville 3, Concord 1  
 East Stroudsburg 6, Seton Hill 5 (11 inn.)  
 Concord 11, Winston-Salem 3  
 Millersville 5, Seton Hill 3  
 Mercyhurst 4, East Stroudsburg 1  
 Millersville 8, Mercyhurst 5  
 East Stroudsburg 17, Concord 3  
 Mercyhurst 4, East Stroudsburg 2  
 Millersville 14, Mercyhurst 3

**Central Regional**

Winona St. 5, Colorado Mesa 1  
 Neb.-Kearney 5, Minnesota St. 3  
 St. Cloud St. 7, Augustana (SD) 1  
 Colorado Mesa 4, Augustana (SD) 3  
 Minnesota St. 3, St. Cloud St. 1  
 Neb.-Kearney 10, Winona St. 4  
 Winona St. 7, St. Cloud St. 6 (10 inn.)  
 Colorado Mesa 7, Minnesota St. 4  
 Winona St. 2, Neb.-Kearney 0  
 Neb.-Kearney 4, Colorado Mesa 3 (10 inn.)  
 Winona St. 3, Neb.-Kearney 1

**East Regional**

Adelphi 2, Dowling 0  
 Franklin Pierce 4, UMass Lowell 3  
 Southern Conn. St. 2, Wilmington (DE) 1  
 UMass Lowell 3, Dowling 1  
 Adelphi 6, Wilmington (DE) 5  
 Southern Conn. St. 9, Franklin Pierce 2  
 Adelphi 7, Southern Conn. St. 1  
 Franklin Pierce 3, UMass Lowell 0  
 Southern Conn. St. 3, Franklin Pierce 0  
 Southern Conn. St. 9, Adelphi 1  
 Southern Conn. St. 2, Adelphi 1

**Midwest Regional**

Missouri S&T 2, Southern Ind. 0  
 Grand Valley St. 4, Wayne St. (MI) 2 (10 inn.)  
 Northern Ky. 1, Quincy 0

Wayne State (MI) 5, Southern Ind. 4  
 Grand Valley St. 8, Quincy 4  
 Northern Ky. 3, Missouri S&T 2  
 Grand Valley St. 9, Northern Ky. 0  
 Wayne State (MI) 4, Missouri S&T 2  
 Wayne St. (MI) 4, Northern Ky. 2  
 Grand Valley St. 13, Wayne State (MI) 5

**South Regional**

North Ala. 8, Southern Ark. 3  
 Harding 4, Tampa 1  
 West Florida 10, Stillman 1  
 Barry 6, Nova Southeastern 0  
 Tampa 4, Southern Ark. 3 (13 inn.)  
 Nova Southeastern 12, Stillman 3  
 North Ala. 8, Harding 2  
 West Florida 9, Barry 2  
 Nova Southeastern 5, Harding 4  
 Barry 5, Tampa 2  
 West Florida 6, North Ala. 1  
 Barry 5, Nova Southeastern 4  
 Barry 10, North Ala. 5  
 Barry 3, West Florida 1  
 West Florida 7, Barry 4

**Southeast Regional**

UNC Pembroke 6, Columbus St. 0  
 Catawba 2, Francis Marion 1  
 Mount Olive 6, Wingate 0  
 Francis Marion 6, Wingate 1  
 Mount Olive 6, Columbus St. 2 (10 inn.)  
 UNC Pembroke 4, Catawba 3  
 Mount Olive 7, UNC Pembroke 3  
 Francis Marion 9, Catawba 7 (11 inn.)  
 Francis Marion 5, UNC Pembroke 4  
 Francis Marion 9, Mount Olive 7  
 Mount Olive 2, Francis Marion 1

**South Central Regional**

Emporia St. 10, Southeastern Okla. 2  
 Central Mo. 3, Tarleton St. 2  
 St. Mary's (TX) 6, UIW 5 (12 inn.)  
 UIW 8, Tarleton St. 4  
 Southeastern Okla. 5, St. Mary's (TX) 3  
 Central Mo. 8, Emporia St. 1  
 St. Mary's (TX) 9, Emporia St. 1  
 UIW 5, Southeastern Okla. 2  
 Central Mo. 5, St. Mary's (TX) 2  
 Central Mo. 7, UIW 0

**West Regional**

Cal Poly Pomona 10, Western Ore. 4  
 Sonoma St. 4, UC San Diego 0  
 UC San Diego 6, Western Ore. 3  
 Sonoma St. 10, Cal Poly Pomona 2  
 Cal Poly Pomona 6, UC San Diego 5  
 Cal Poly Pomona 5, Sonoma St. 4  
 Sonoma St. 8, Cal Poly Pomona 5

**Finals**

Winona St. 4, Central Mo. 3  
 Mount Olive 3, Millersville 1  
 Sonoma St. 7, Grand Valley St. 6  
 West Florida 13, Southern Conn. St. 0  
 Millersville 1, Central Mo. 0  
 Winona St. 9, Mount Olive 3  
 Southern Conn. St. 8, Grand Valley St. 6  
 West Florida 5, Sonoma St. 4  
 Mount Olive 5, Millersville 2  
 Southern Conn. St. 6, Sonoma St. 4  
 West Florida 5, Mount Olive 3  
 Winona St. 7, Southern Conn. St. 5

**Championship**

West Florida 12, Winona St. 2

**2012****Atlantic Regional**

Seton Hill 3, Winston-Salem 2  
 West Chester 4, Shepherd 0  
 Mercyhurst 6, Kutztown 5  
 Winston-Salem 6, Shepherd 5

Kutztown 8, Seton Hill 6  
 West Chester 3, Mercyhurst 2  
 Seton Hill 3, Mercyhurst 1  
 Kutztown 7, Winston-Salem 5  
 West Chester 9, Seton Hill 5  
 West Chester 6, Kutztown 0

**Central Regional**

Minnesota St. 1, Regis (CO) 0 (10 inn.)  
 St. Cloud St. 12, Winona St. 7  
 N.M. Highlands 2, Colorado Mesa 0  
 Regis (CO) 4, Winona St. 2 (11 inn.)  
 Minnesota St. 7, Colorado Mesa 5  
 N.M. Highlands 5, St. Cloud St. 4  
 Minnesota St. 6, N.M. Highlands 2  
 St. Cloud St. 4, Regis (CO) 2  
 St. Cloud St. 4, N.M. Highlands 2  
 Minnesota St. 5, St. Cloud St. 4

**East Regional**

Southern N.H. 3, Dowling 0  
 Wilmington (DE) 1, Le Moyne 0 (10 inn.)  
 Franklin Pierce 3, St. Anselm 0  
 Le Moyne 17, Dowling 4  
 St. Anselm 8, Southern N.H. 4  
 Franklin Pierce 7, Wilmington (DE) 1  
 Southern N.H. 6, Wilmington (DE) 3  
 Le Moyne 7, St. Anselm 4  
 Southern N.H. 5, Franklin Pierce 1  
 Le Moyne 6, Franklin Pierce 2  
 Southern N.H. 4, Le Moyne 3

**Midwest Regional**

UIndy 2, Lewis 1  
 Northern Ky. 6, Wayne St. (MI) 4  
 Rockhurst 9, Grand Valley St. 4  
 Grand Valley St. 9, Lewis 5  
 UIndy 8, Wayne St. (MI) 5  
 Rockhurst 6, Northern Ky. 1  
 UIndy 21, Rockhurst 14  
 Grand Valley St. 5, Northern Ky. 0  
 Rockhurst 10, Grand Valley St. 5  
 UIndy 9, Rockhurst 6 (10 inn.)

**South Regional**

Nova Southeastern 5, West Florida 2  
 Stillman 6, Tampa 5 (13 inn.)  
 Delta St. 2, North Ala. 0  
 Alabama Huntsville 2, Lynn 0  
 West Florida 7, Tampa 4  
 Lynn 10, North Ala. 4  
 Stillman 6, Nova Southeastern 4  
 Alabama Huntsville 6, Delta St. 5  
 Nova Southeastern 8, Lynn 4  
 Delta St. 11, West Florida 3  
 Stillman 11, Alabama Huntsville 5  
 Delta St. 6, Nova Southeastern 5  
 Delta St. 7, Alabama Huntsville 6 (10 inn.)  
 Delta St. 5, Stillman 2  
 Delta St. 10, Stillman 7

**Southeast Regional**

Francis Marion 11, Armstrong St. 2  
 Tusculum 4, Catawba 3  
 Lander 7, Mount Olive 5  
 Catawba 3, Mount Olive 2  
 Armstrong St. 3, Lander 2  
 Tusculum 7, Francis Marion 2  
 Francis Marion 10, Lander 3  
 Catawba 11, Armstrong St. 0  
 Francis Marion 9, Tusculum 3  
 Catawba 6, Tusculum 1  
 Catawba 8, Francis Marion 4

**South Central Regional**

St. Mary's (TX) 8, Tex. A&M-Kingsville 4  
 St. Edward's 8, Central Mo. 6  
 Southern Ark. 7, Angelo St. 2  
 Central Mo. 10, Tex. A&M-Kingsville 5  
 St. Edward's 13, Angelo St. 10  
 St. Mary's (TX) 5, Southern Ark. 2  
 St. Mary's (TX) 2, St. Edward's 1  
 Central Mo. 4, Southern Ark. 3

Central Mo. 7, St. Edward's 6 (12 inn.)

Central Mo. 9, St. Mary's (TX) 5  
St. Mary's (TX) 12, Central Mo. 9

#### West Regional

Utah Tech 7, UC San Diego 3  
Chico St. 7, Western Ore. 6  
UC San Diego 11, Western Ore. 1  
Chico St. 5, Utah Tech 1  
Utah Tech 6, UC San Diego 4  
Utah Tech 3, Chico St. 1  
Chico St. 7, Utah Tech 3

#### Finals

West Chester 4, Chico St. 0  
Southern N.H. 3, Minnesota St. 2  
Catawba 2, Ulndy 1  
Delta St. 4, St. Mary's (TX) 1  
Minnesota St. 6, Chico St. 5  
West Chester 13, Southern N.H. 7  
St. Mary's (TX) 13, Ulndy 2  
Delta St. 6, Catawba 5  
Minnesota St. 6, Southern N.H. 0  
Catawba 5, St. Mary's (TX) 4  
Minnesota St. 1, Delta St. 0  
West Chester 2, Catawba 1  
Delta St. 6, Minnesota St. 5

#### Championship

West Chester 9, Delta St. 0

## 2013

#### Atlantic Regional

Millersville 5, Concord 4  
East Stroudsburg 8, Winston-Salem 6 (10 inn.)  
Seton Hill 4, Shippensburg 1  
Winston-Salem 7, Concord 5  
Shippensburg 4, Millersville 1  
Seton Hill 9, East Stroudsburg 3  
Millersville 7, East Stroudsburg 5  
Shippensburg 7, Winston-Salem 4  
Seton Hill 12, Millersville 2  
Shippensburg 10, Seton Hill 3  
Shippensburg 3, Seton Hill 2

#### Central Regional

Minnesota St. 1, Mo. Southern St. 0 (14 inn.)  
St. Cloud St. 11, Central Mo. 2  
Southern Ark. 6, Missouri Western 1  
Central Mo. 7, Mo. Southern St. 3  
Minnesota St. 4, Missouri Western 1 (10 inn.)  
St. Cloud St. 2, Southern Ark. 1  
Minnesota St. 4, St. Cloud St. 3  
Southern Ark. 4, Central Mo. 1  
St. Cloud St. 5, Southern Ark. 4  
Minnesota St. 17, St. Cloud St. 1

#### East Regional

Franklin Pierce 7, Wilmington (DE) 0  
Pace 3, St. Thomas Aquinas 0  
Southern N.H. 9, New Haven 0  
Wilmington (DE) 8, St. Thomas Aquinas 1  
New Haven 3, Franklin Pierce 1  
Southern N.H. 3, Pace 2  
Franklin Pierce 8, Pace 1  
Wilmington (DE) 11, New Haven 0  
Franklin Pierce 3, Southern N.H. 2 (13 inn.)  
Wilmington (DE) 2, Southern N.H. 1 (10 inn.)  
Franklin Pierce 5, Wilmington (DE) 1

#### Midwest Regional

Bellarmino 13, Ashland 10  
Lewis 11, Drury 8  
Grand Valley St. 6, St. Joseph's (IN) 5  
Ashland 3, Drury 2  
Bellarmino 7, St. Joseph's (IN) 4 (12 inn.)  
Grand Valley St. 9, Lewis 3  
Grand Valley St. 18, Bellarmino 1  
Lewis 5, Ashland 4  
Bellarmino 13, Lewis 1  
Bellarmino 7, Grand Valley St. 4  
Grand Valley St. 6, Bellarmino 3

#### South Regional

Tampa 5, Stillman 4  
Delta St. 4, Valdosta St. 2  
West Florida 9, Florida Tech 3  
Valdosta St. 6, Stillman 2  
Tampa 11, Florida Tech 6  
West Florida 5, Delta St. 1  
Tampa 15, West Florida 11  
Delta St. 7, Valdosta St. 2  
West Florida 3, Delta St. 1  
West Florida 7, Tampa 2  
Tampa 20, West Florida 7

#### South Central Regional

Tex. A&M-Kingsville 6, CSU Pueblo 3  
Colorado Mesa 6, St. Mary's (TX) 2  
St. Edward's 5, Angelo St. 4  
St. Mary's (TX) 23, CSU Pueblo 4  
Angelo St. 9, Tex. A&M-Kingsville 1  
St. Edward's 6, Colorado Mesa 5 (11 inn.)  
Tex. A&M-Kingsville 3, Colorado Mesa 0  
St. Mary's (TX) 7, Angelo St. 6 (13 inn.)  
Tex. A&M-Kingsville 6, St. Edward's 2  
St. Edward's 2, St. Mary's (TX) 1  
St. Edward's 7, Tex. A&M-Kingsville 1

#### Southeast Regional

Mount Olive 9, Lincoln Memorial 3  
USC Aiken 11, Georgia College 7  
Coker 11, Armstrong St. 6  
Georgia College 12, Lincoln Memorial 0  
Mount Olive 7, Armstrong St. 3  
Coker 2, USC Aiken 1 (10 inn.)  
Coker 5, Mount Olive 3  
Georgia College 9, USC Aiken 2  
Georgia College 2, Mount Olive 1  
Coker 7, Georgia College 2

#### West Regional

Grand Canyon 12, Utah Tech 3  
Sonoma St. 11, Cal State LA 2  
Chico St. 14, Cal St. Monterey Bay 3  
Cal St. Monterey Bay 8, Cal State LA 1  
Chico St. 1, Utah Tech 0  
Grand Canyon 6, Sonoma St. 2  
Chico St. 4, Grand Canyon 1  
Sonoma St. 4, Cal St. Monterey Bay 1  
Grand Canyon 8, Sonoma St. 7  
Grand Canyon 9, Chico St. 6  
Grand Canyon 6, Chico St. 2

#### Finals

Franklin Pierce 1, Shippensburg 0  
Minnesota St. 2, Grand Valley St. 0  
Tampa 12, Coker 4  
St. Edward's 1, Grand Canyon 0  
Grand Valley St. 8, Shippensburg 4  
Minnesota St. 10, Franklin Pierce 5  
Grand Canyon 10, Coker 2  
Tampa 10, St. Edward's 3  
St. Edward's 9, Franklin Pierce 5  
Grand Valley St. 10, St. Edward's 3  
Grand Valley St. 4, Tampa 0  
Minnesota St. 6, St. Edward's 5  
Tampa 10, Grand Valley St. 1

#### Championship

Tampa 8, Minnesota St. 2

## 2014

#### Atlantic Regional

Millersville 3, Kutztown 2  
Shepherd 4, Winston-Salem 3  
Seton Hill 4, Mercyhurst 1  
Kutztown 1, Winston-Salem 0  
Millersville 5, Mercyhurst 3 (12 inn.)  
Seton Hill 4, Shepherd 1  
Seton Hill 8, Millersville 2  
Kutztown 3, Shepherd 1  
Millersville 3, Kutztown 1  
Seton Hill 3, Millersville 0

#### Central Regional

Arkansas Tech 4, Augustana (SD) 2  
Southern Ark. 11, Ark.-Monticello 4  
Minnesota St. 11, Emporia St. 5  
Augustana (SD) 8, Ark.-Monticello 6  
Emporia St. 3, Arkansas Tech 2  
Minnesota St. 6, Southern Ark. 3  
Arkansas Tech 5, Southern Ark. 0  
Emporia St. 3, Augustana (SD) 0  
Minnesota St. 5, Arkansas Tech 2  
Minnesota St. 6, Emporia St. 3

#### East Regional

Southern N.H. 9, Felician 3  
Dowling 3, Franklin Pierce 0  
Wilmington (DE) 4, St. Thomas Aquinas 0  
Felician 5, Franklin Pierce 0  
St. Thomas Aquinas 6, Southern N.H. 1  
Dowling 6, Wilmington (DE) 1  
Southern N.H. 4, Wilmington (DE) 3  
St. Thomas Aquinas 8, Felician 5  
Dowling 4, Southern N.H. 3  
St. Thomas Aquinas 4, Dowling 2  
St. Thomas Aquinas 3, Dowling 0

#### Midwest Regional

Southern Ind. 5, Ulndy 3  
Grand Valley St. 9, Lake Erie 4  
Wayne St. (MI) 1, Drury 0  
Lake Erie 4, Ulndy 3  
Drury 9, Southern Ind. 3  
Grand Valley St. 7, Wayne St. (MI) 2  
Southern Ind. 6, Wayne St. (MI) 2  
Drury 16, Lake Erie 3  
Southern Ind. 5, Grand Valley St. 2  
Drury 5, Grand Valley St. 2  
Southern Ind. 4, Drury 2

#### South Regional

Tampa 3, Stillman 2  
Alabama Huntsville 4, Lynn 1  
Fla. Southern 8, Delta St. 4  
Lynn 14, Stillman 6  
Tampa 7, Delta St. 3  
Alabama Huntsville 11, Fla. Southern 1  
Tampa 9, Alabama Huntsville 5  
Fla. Southern 4, Lynn 2  
Fla. Southern 7, Alabama Huntsville 2  
Tampa 3, Fla. Southern 0

#### South Central Regional

Colorado Mesa 9, N.M. Highlands 8  
West Tex. A&M 13, Tarleton St. 10  
Tex. A&M-Kingsville 9, St. Edward's 2  
Tarleton 13, N.M. Highlands 9 (10 inn.)  
Colorado Mesa 12, St. Edward's 8  
West Tex. A&M 17, Tex. A&M-Kingsville 3  
Colorado Mesa 9, West Tex. A&M 6  
Tex. A&M-Kingsville 8, Tarleton St. 6  
Tex. A&M-Kingsville 7, West Tex. A&M 4  
Tex. A&M-Kingsville 9, Colorado Mesa 8  
Colorado Mesa 7, Tex. A&M-Kingsville 6

#### Southeast Regional

Lander 4, Catawba 1  
Georgia College 10, Mount Olive 0  
Columbus St. 3, USC Aiken 2  
Catawba 16, Mount Olive 4  
Lander 12, USC Aiken 8 (10 inn.)  
Columbus St. 10, Georgia College 3  
Lander 9, Columbus St. 3  
Catawba 5, Georgia College 0  
Columbus St. 6, Catawba 5 (10 inn.)  
Columbus St. 19, Lander 5  
Lander 5, Columbus St. 2

#### West Regional

UC San Diego 3, Sonoma St. 0  
Chico St. 5, Utah Tech 4  
California Baptist 5, Cal Poly Pomona 3  
Utah Tech 6, Sonoma St. 5  
UC San Diego 20, Cal Poly Pomona 5  
Chico St. 2, California Baptist 0



Chico St. 6, UC San Diego 5  
California Baptist 5, Utah Tech 2  
UC San Diego 14, California Baptist 5  
Chico St. 3, UC San Diego 1

#### Finals

Southern Ind. 4, Tampa 3  
Lander 6, Chico St. 4  
Seton Hill 4, Minnesota St. 2  
Colorado Mesa 5, St. Thomas Aquinas 4 (10 inn.)  
Tampa 14, Chico St. 6  
Southern Ind. 6, Lander 5  
Minn. St.-Mankato 6, St. Thomas Aquinas 1  
Colorado Mesa 6, Seton Hill 2  
Tampa 7, Lander 3  
Minnesota St. 3, Seton Hill 1  
Tampa 3, Colorado Mesa 1  
Minnesota St. 5, Southern Ind. 1  
Colorado Mesa 3, Tampa 2  
Southern Ind. 4, Minnesota St. 3

#### Championship

Southern Ind. 3, Colorado Mesa 2 (12 inn.)

## 2015

#### Atlantic Regional

Mercyhurst 3, West Virginia St. 1  
West Chester 5, Millersville 0  
Winston-Salem 5, Seton Hill 2  
Millersville 4, West Virginia St. 1  
Seton Hill 8, Mercyhurst 1  
Winston-Salem 9, West Chester 4  
Mercyhurst 6, West Chester 4 (11 inn.)  
Millersville 6, Seton Hill 3 (13 inn.)  
Mercyhurst 2, Winston-Salem 1  
Millersville 6, Winston-Salem 5  
Mercyhurst 2, Millersville 0

#### Central Regional

Henderson St. 10, St. Cloud St. 4  
Minnesota St. 3, Mo. Southern St. 1  
Southern Ark. 9, Emporia St. 2  
St. Cloud St. 2, Mo. Southern St. 0  
Henderson St. 4, Emporia St. 2  
Minnesota St. 7, Southern Ark. 2  
Henderson St. 9, Minnesota St. 6  
St. Cloud St. 4, Southern Ark. 0  
St. Cloud St. 5, Minnesota St. 4  
Henderson St. 8, St. Cloud St. 7

#### East Regional

St. Thomas Aquinas 3, Franklin Pierce 0  
Stonehill 5, Dowling 2  
Wilmington (DE) 3, Southern N.H. 2  
Franklin Pierce 1, Dowling 0  
Southern N.H. 6, St. Thomas Aquinas 3  
Wilmington (DE) 4, Stonehill 3  
St. Thomas Aquinas 7, Wilmington (DE) 3  
Wilmington (DE) 5, Franklin Pierce 3  
Wilmington (DE) 11, St. Thomas Aquinas 9

#### Midwest Regional

Quincy 6, Ashland 5 (10 inn.)  
Drury 9, Grand Valley St. 4  
Truman St. 6, William Jewell 0  
Ashland 4, Grand Valley St. 1  
William Jewell 5, Quincy 3  
Truman St. 9, Drury 5  
Drury 4, Quincy 1  
Ashland 5, William Jewell 3  
Truman St. 5, Drury 3  
Truman St. 6, Ashland 3

#### South Regional

West Ala. 11, Albany St. 5  
Nova Southeastern 8, Lynn 1  
Tampa 12, Florida Tech 6  
Lynn 16, Albany St. 4  
Florida Tech 5, West Ala. 1  
Tampa 8, Nova Southeastern 1  
West Ala. 2, Nova Southeastern 0  
Florida Tech 8, Lynn 5

Tampa 13, West Ala. 9  
Tampa 5, Florida Tech 4 (10 inn.)

#### Southeast Regional

Catawba 4, North Greenville 3  
Mount Olive 5, Wingate 1  
North Georgia 10, Georgia College 3  
Wingate 2, North Greenville 0  
Catawba 9, Georgia College 2  
Mount Olive 5, North Georgia 1  
Catawba 7, Mount Olive 6  
North Georgia 3, Wingate 2  
North Georgia 6, Mount Olive 5  
Catawba 1, North Georgia 0

#### South Central Regional

St. Mary's (TX) 6, Colorado Mesa 5  
West Tex. A&M 5, St. Edward's 0  
CSU Pueblo 9, Angelo St. 8  
Colorado Mesa 8, St. Edward's 6  
Angelo St. 5, St. Mary's (TX) 2  
CSU Pueblo 5, West Tex. A&M 2  
St. Mary's (TX) 3, West Tex. A&M 2  
Angelo St. 8, Colorado Mesa 6  
St. Mary's (TX) 6, CSU Pueblo 0  
Angelo St. 15, CSU Pueblo 7  
Angelo St. 5, St. Mary's (TX) 2

#### West Regional

Cal Poly Pomona 12, Point Loma 0  
Azusa Pacific 17, UC San Diego 11  
California Baptist 2, Utah Tech 1  
UC San Diego 7, Point Loma 5  
Utah Tech 2, Cal Poly Pomona 1  
Azusa Pacific 14, California Baptist 5  
Cal Poly Pomona 6, California Baptist 4  
UC San Diego 7, Utah Tech 0  
Cal Poly Pomona 6, Azusa Pacific 2  
UC San Diego 5, Azusa Pacific 3  
Cal Poly Pomona 7, UC San Diego 4

#### Finals

Henderson St. 4, Angelo St. 0  
Catawba 3, Wilmington (DE) 2  
Mercyhurst 3, Truman St. 1 (11 inn.)  
Tampa 7, Cal Poly Pomona 4 (10 inn.)  
Angelo St. 5, Wilmington (DE) 0  
Catawba 5, Henderson St. 1  
Cal Poly Pomona 13, Truman St. 2  
Tampa 3, Mercyhurst 1  
Henderson St. 4, Angelo St. 1  
Cal Poly Pomona 5, Mercyhurst 1  
Tampa 5, Henderson St. 2  
Cal Poly Pomona 11, Catawba 2  
Catawba 9, Cal Poly Pomona 6

#### Championship

Tampa 3, Catawba 1

## 2016

#### Atlantic Regional

Seton Hill 3, Shepherd 0  
West Chester 12, Chowan 6  
Mercyhurst 6, East Stroudsburg 3  
East Stroudsburg 19, Chowan 2  
Millersville 2, Seton Hill 1  
Mercyhurst 6, West Chester 1  
East Stroudsburg 3, Seton Hill 0  
Shepherd 4, West Chester 2  
Millersville 6, Mercyhurst 3  
Shepherd 3, East Stroudsburg 1  
Mercyhurst 4, Shepherd 1  
Millersville 6, Mercyhurst 2

#### Central Regional

Minnesota St. 1, St. Cloud St. 0 (11 inn.)  
Ark.-Monticello 15, Missouri Western 0  
Central Mo. 3, Southwestern Okla. 1  
Emporia St. 4, Minn. Duluth 0  
St. Cloud St. 10, Missouri Western 4  
Southwestern Okla. 6, Minn. Duluth 3  
Minnesota St. 7, Ark.-Monticello 6

Central Mo. 6, Emporia St. 3  
Ark.-Monticello 2, Southwestern Okla. 1 (10 inn.)  
Emporia St. 6, St. Cloud St. 4  
Central Mo. 3, Minnesota St. 0  
Ark.-Monticello 18, Emporia St. 7  
Ark.-Monticello 13, Minnesota St. 6  
Central Mo. 7, Ark.-Monticello 4

#### East Regional

Felician 3, Bridgeport 0  
Dowling 4, Southern N.H. 0  
St. Thomas Aquinas 5, Molloy 2  
Southern N.H. 11, Molloy 5  
Franklin Pierce 18, Felician 0  
St. Thomas Aquinas 4, Dowling 0  
Southern N.H. 20, Felician 5  
Bridgeport 7, Dowling 6  
Franklin Pierce 12, St. Thomas Aquinas 8  
Southern N.H. 5, Bridgeport 2  
Southern N.H. 10, St. Thomas Aquinas 4  
Southern N.H. 4, Franklin Pierce 3  
Franklin Pierce 6, Southern N.H. 3

#### Midwest Regional

Southern Ind. 7, Missouri S&T 5  
Quincy 20, Alderson Broaddus 0  
Grand Valley St. 9, Hillsdale 8  
Ashland 8, Ulndy 1  
Missouri S&T 9, Alderson Broaddus 1  
Ulndy 4, Hillsdale 1  
Southern Ind. 9, Quincy 5  
Ashland 4, Grand Valley St. 3  
Quincy 5, Ulndy 1  
Missouri S&T 2, Grand Valley St. 1  
Southern Ind. 13, Ashland 8  
Missouri S&T 9, Quincy 8  
Missouri S&T 12, Ashland 4  
Southern Ind. 10, Missouri S&T 5

#### South Regional

Delta St. 6, Lynn 1  
West Florida 17, Claflin 1  
Nova Southeastern 11, West Ga. 4  
West Ga. 7, Claflin 0  
Delta St. 7, Tampa 5  
Nova Southeastern 6, West Florida 4  
West Ga. 4, Tampa 3  
West Florida 11, Lynn 5  
Nova Southeastern 9, Delta St. 4  
West Ga. 7, West Florida 6  
Delta St. 13, West Ga. 5  
Delta St. 3, Nova Southeastern 1  
Nova Southeastern 3, Delta St. 1

#### Southeast Regional

USC Aiken 2, Tusculum 1  
Lander 6, Mount Olive 4  
Belmont Abbey 6, Catawba 5 (12 inn.)  
Mount Olive 6, Catawba 4  
USC Aiken 8, Columbus St. 5 (10 inn.)  
Lander 11, Belmont Abbey 4  
Mount Olive 7, Columbus St. 2  
Tusculum 7, Belmont Abbey 1  
Lander 3, USC Aiken 0  
Tusculum 3, Mount Olive 2  
USC Aiken 8, Tusculum 2  
Lander 5, USC Aiken 3

#### South Central Regional

Lubbock Christian 8, Colorado Mesa 6  
St. Edward's 8, Tex. A&M-Kingsville 4  
Angelo St. 4, West Tex. A&M 1  
Tex. A&M-Kingsville 7, Colorado Mesa 6  
Lubbock Christian 4, West Tex. A&M 2  
Angelo St. 6, St. Edward's 4  
Angelo St. 6, Lubbock Christian 2  
St. Edward's 7, Tex. A&M Kingsville 5  
St. Edward's 10, Lubbock Christian 5  
Angelo St. 9, St. Edward's 2

#### West Regional

Cal St. Monterey Bay 6, Utah Tech 3  
California Baptist 14, Cal St. East Bay 0

Cal Poly Pomona 11, Chico St. 1  
Utah Tech 6, Cal St. East Bay 4  
California Baptist 12, Chico St. 3  
Cal Poly Pomona 14, Cal St. Monterey Bay 2  
Cal Poly Pomona 6, California Baptist 5  
Utah Tech 7, Cal St. Monterey Bay 4  
California Baptist 8, Utah Tech 6  
Cal Poly Pomona 7, California Baptist 6

#### Finals

[Millersville 1, Angelo St. 0](#)  
[Cal Poly Pomona 2, Southern Ind. 1 \(10 inn.\)](#)  
[Lander 4, Central Mo. 3](#)  
[Nova Southeastern 4, Franklin Pierce 3 \(12 inn.\)](#)  
[Southern Ind. 1, Angelo St. 0](#)  
[Millersville 11, Cal Poly Pomona 3](#)  
[Central Mo. 6, Franklin Pierce 0](#)  
[Nova Southeastern 12, Lander 1](#)  
[Cal Poly Pomona 3, Central Mo. 0](#)  
[Lander 4, Southern Ind. 2](#)  
[Millersville 4, Lander 2](#)  
[Nova Southeastern 5, Cal Poly Pomona 2](#)

#### Championship

[Nova Southeastern 2, Millersville 1](#)  
[Nova Southeastern 8, Millersville 6](#)

## 2017

#### Atlantic Regional

Shepherd 10, Seton Hill 3  
West Chester 5, Winston-Salem 4  
Millersville 6, Shippensburg 0  
Winston-Salem 5, Seton Hill 3  
Mercyhurst 11, Millersville 4  
West Chester 11, Shepherd 4  
Winston-Salem 10, Millersville 8  
Shippensburg 10, Shepherd 5  
West Chester 8, Mercyhurst 4  
Winston-Salem 9, Shippensburg 8  
Winston-Salem 6, Mercyhurst 1  
West Chester 12, Winston-Salem 7

#### Central Regional

Emporia St. 10, Ark.-Monticello 8  
Lindenwood 14, Southern Ark. 7  
Minnesota St. 4, Central Okla. 0  
St. Cloud St. 12, Missouri Western 0  
Ark.-Monticello 5, Southern Ark. 4  
Central Okla. 5, Missouri Western 2  
Lindenwood 12, Emporia St. 11 (13 inn.)  
St. Cloud St. 9, Minnesota St. 4  
Central Okla. 6, Emporia St. 5  
Minnesota St. 6, Ark.-Monticello 5  
Lindenwood 10, St. Cloud St. 8  
Central Okla. 3, Minnesota St. 2  
Central Okla. 14, St. Cloud St. 8  
Lindenwood 8, Central Okla. 4

#### East Regional

St. Thomas Aquinas 8, Southern Conn. St. 3  
New Haven 5, Dominican (NY) 2  
LIU Post 4, Felician 2  
Dominican (NY) 5, Southern Conn. St. 3  
Southern N.H. 15, LIU Post 3  
St. Thomas Aquinas 4, New Haven 1  
LIU Post 9, Dominican (NY) 5  
Felician 7, New Haven 1  
St. Thomas Aquinas 13, Southern N.H. 1  
Felician 8, LIU Post 7 (11 inn.)  
Southern N.H. 8, Felician 2  
St. Thomas Aquinas 13, Southern N.H. 2

#### Midwest Regional

Northwood 10, Ky. Wesleyan 2  
Drury 3, Bellarmine 2  
St. Joseph's (IN) 5, Southern Ind. 4  
Quincy 4, Wayne St. (MI) 3  
Ky. Wesleyan 10, Bellarmine 2  
Wayne St. (MI) 4, Southern Ind. 2  
Northwood 3, Drury 2  
Quincy 9, St. Joseph's (IN) 8

Wayne St. (MI) 5, Drury 2  
Ky. Wesleyan 4, St. Joseph's (IN) 1  
Northwood 5, Quincy 3  
Wayne St. (MI) 4, Ky. Wesleyan 3  
Quincy 8, Wayne St. (MI) 5  
Quincy 4, Northwood 3  
Quincy 2, Northwood 0

#### South Regional

Nova Southeastern 20, West Ala. 5  
Tampa 12, Miles 1  
Fla. Southern 6, Valdosta St. 3  
West Ala. 17, Miles 15  
Delta St. 9, Fla. Southern 7  
Nova Southeastern 3, Tampa 1  
West Ala. 7, Fla. Southern 6  
Tampa 14, Valdosta St. 5  
Delta St. 4, Nova Southeastern 1  
West Ala. 7, Tampa 6  
West Ala. 10, Nova Southeastern 9  
Delta St. 6, West Ala. 4 (10 inn.)

#### Southeast Regional

USC Aiken 6, Georgia College 5  
North Georgia 4, Lincoln Memorial 1  
UNC Pembroke 6, Catawba 2  
Lincoln Memorial 7, Georgia College 6  
Mount Olive 4, UNC Pembroke 3 (13 inn.)  
North Georgia 6, USC Aiken 2  
Lincoln Memorial 11, UNC Pembroke 6  
Catawba 7, USC Aiken 4  
North Georgia 13, Mount Olive 6  
Catawba 8, Lincoln Memorial 2  
Catawba 6, Mount Olive 5  
North Georgia 5, Catawba 4

#### South Central Regional

Angelo St. 11, Ark.-Fort Smith 6  
Colorado Mesa 11, St. Edward's 2  
Lubbock Christian 2, West Tex. A&M 1  
West Tex. A&M 2, Angelo St. 1  
Colorado Mesa 3, Lubbock Christian 2  
Ark.-Fort Smith 15, St. Edward's 12  
Angelo St. 6, Lubbock Christian 1  
Ark.-Fort Smith 3, West Tex. A&M 1  
Colorado Mesa 4, Angelo St. 0  
Colorado Mesa 8, Ark.-Fort Smith 1

#### West Regional

Azusa Pacific 3, California Baptist 1  
Cal Poly Pomona 8, Chico St. 7  
UC San Diego 5, Utah Tech 2  
California Baptist 14, Chico St. 2  
Utah Tech 6, Cal Poly Pomona 5  
UC San Diego 4, Azusa Pacific 0  
Azusa Pacific 10, Cal Poly Pomona 1  
Utah Tech 14, California Baptist 5  
UC San Diego 11, Azusa Pacific 3  
UC San Diego 8, Utah Tech 6

#### Finals

[Lindenwood 4, Delta St. 0](#)  
[West Chester 9, North Georgia 4](#)  
[Colorado Mesa 10, Quincy 3](#)  
[St. Thomas Aquinas 6, UC San Diego 5 \(12 inn.\)](#)  
[Delta St. 4, North Georgia 0](#)  
[West Chester 5, Lindenwood 2](#)  
[St. Thomas Aquinas 3, Colorado Mesa 2 \(10 inn.\)](#)  
[UC San Diego 10, Quincy 8](#)  
[Colorado Mesa 6, Delta St. 2](#)  
[UC San Diego 11, Lindenwood 6](#)  
[UC San Diego 10, St. Thomas Aquinas 0](#)  
[West Chester 1, Colorado Mesa 0](#)  
[UC San Diego 7, St. Thomas Aquinas 3](#)

#### Championship

[West Chester 5, UC San Diego 2](#)

## 2018

#### Atlantic Regional

Seton Hill 4, Shepherd 0  
Charleston (WV) 3, Millersville 0

Mercyhurst 5, Bloomsburg 0  
Millersville 5, Shepherd 4 (11 inn.)  
Mercyhurst 3, West Chester 2  
Seton Hill 9, Charleston (WV) 0  
Millersville 7, West Chester 6  
Charleston (WV) 6, Bloomsburg 4  
Mercyhurst 7, Seton Hill 6 (11 inn.)  
Millersville 17, Charleston (WV) 8  
Seton Hill 5, Millersville 0  
Mercyhurst 4, Seton Hill 0

#### Central Regional

Augustana (SD) 9, Pittsburg St. 4  
Emporia St. 8, Southern Ark. 6  
Central Mo. 10, Okla. Baptist 2  
St. Cloud St. 5, Central Okla. 2  
Southern Ark. 5, Pittsburg St. 1  
Central Okla. 4, Okla. Baptist 1  
Augustana (SD) 4, Emporia St. 2  
Central Mo. 15, St. Cloud St. 0  
Central Okla. 4, Emporia St. 1  
Southern Ark. 11, St. Cloud St. 5  
Augustana (SD) 9, Central Mo. 6  
Southern Ark. 10, Central Okla. 5  
Southern Ark. 11, Central Mo. 6  
Southern Ark. 5, Augustana (SD) 3  
Augustana (SD) 6, Southern Ark. 3

#### East Regional

Le Moyne 3, Merrimack 2  
St. Thomas Aquinas 8, Wilmington (DE) 3  
Southern N.H. 7, Franklin Pierce 2  
Wilmington (DE) 10, Merrimack 5  
Southern N.H. 7, New Haven 1  
St. Thomas Aquinas 5, Le Moyne 1  
New Haven 1, Wilmington (DE) 0  
Franklin Pierce 6, Le Moyne 2  
Southern N.H. 8, St. Thomas Aquinas 1  
New Haven 5, Franklin Pierce 4  
St. Thomas Aquinas 4, New Haven 0  
Southern N.H. 6, St. Thomas Aquinas 0

#### Midwest Regional

Ill. Springfield 11, Hillsdale 2  
Quincy 8, Ohio Dominican 3  
Southern Ind. 9, Bellarmine 7 (12 inn.)  
Ashland 10, Northwood 5  
Ohio Dominican 4, Hillsdale 3  
Bellarmine 6, Northwood 1  
Ill. Springfield 11, Quincy 7  
Southern Ind. 11, Ashland 3  
Quincy 9, Bellarmine 3  
Ohio Dominican 13, Ashland 7  
Southern Ind. 13, Ill. Springfield 11  
Ohio Dominican 10, Quincy 4  
Ohio Dominican 14, Ill. Springfield 12  
Southern Ind. 9, Ohio Dominican 7

#### South Regional

Tampa 12, Albany St. (GA) 2  
Delta St. 13, Mississippi Col. 3  
Nova Southeastern 12, Montevallo 7  
Mississippi Col. 6, Albany St. (GA) 3  
Fla. Southern 5, Nova Southeastern 1  
Tampa 3, Delta St. 0  
Mississippi Col. 5, Nova Southeastern 3  
Delta St. 9, Montevallo 2  
Fla. Southern 4, Tampa 2  
Mississippi Col. 7, Delta St. 4  
Tampa 7, Mississippi Col. 1  
Fla. Southern 8, Tampa 7

#### Southeast Regional

Belmont Abbey 5, Wingate 4  
Lincoln Memorial 9, Georgia College 4  
Columbus St. 8, UNC Pembroke 2  
Georgia College 13, Wingate 3  
Columbus St. 4, North Greenville 3  
Belmont Abbey 15, Lincoln Memorial 3  
North Greenville 10, Georgia College 6  
UNC Pembroke 9, Lincoln Memorial 8  
Belmont Abbey 7, Columbus St. 3

North Greenville 2, UNC Pembroke 0  
Columbus St. 6, North Greenville 3  
Columbus St. 5, Belmont Abbey 0  
Columbus St. 10, Belmont Abbey 7

#### South Central Regional

Colo. Sch. of Mines 11, St. Edward's 3  
Tex. A&M-Kingsville 13, Colorado Mesa 10  
West Tex. A&M 7, Tarleton St. 2  
Colorado Mesa 3, Tarleton St. 2 (11 inn.)  
St. Edward's 13, West Tex. A&M 3  
Colo. Sch. of Mines 9, Tex. A&M-Kingsville 7 (11 inn.)  
Tex. A&M-Kingsville 2, West Tex. A&M 1 (10 inn.)  
Colorado Mesa 8, St. Edward's 7 (12 inn.)  
Tex. A&M-Kingsville 5, Colo. Sch. of Mines 2  
Colorado Mesa 11, Colo. Sch. of Mines 4 (11 inn.)  
Tex. A&M-Kingsville 12, Colorado Mesa 5

#### West Regional

California Baptist 7, Azusa Pacific 4 (15 inn.)  
Cal St. Monterey Bay 10, Chico St. 7  
UC San Diego 22, Point Loma 3  
Azusa Pacific 17, Chico St. 3  
Point Loma 13, Cal St. Monterey Bay 12  
UC San Diego 9, California Baptist 8  
California Baptist 17, Cal St. Monterey Bay 10  
Azusa Pacific 10, Point Loma 7  
UC San Diego 5, California Baptist 3  
UC San Diego 8, Azusa Pacific 7

#### Finals

[Augustana \(SD\) 5, Southern N.H. 2](#)  
[Fla. Southern 5, Southern Ind. 3](#)  
[UC San Diego 4, Tex. A&M-Kingsville 0](#)  
[Columbus St. 8, Mercyhurst 1](#)  
[Southern N.H. 3, Southern Ind. 0](#)  
[Augustana \(SD\) 6, Fla. Southern 5](#)  
[Tex. A&M-Kingsville 9, Mercyhurst 0](#)  
[Columbus St. 6, UC San Diego 0](#)  
[Fla. Southern 8, Tex. A&M-Kingsville 0](#)  
[Southern N.H. 7, UC San Diego 4](#)  
[Fla. Southern 3, Columbus St. 2](#)  
[Augustana \(SD\) 8, Southern N.H. 2](#)  
[Columbus St. 11, Fla. Southern 6](#)

#### Championship

[Augustana \(SD\) 3, Columbus St. 2](#)

## 2019

#### Atlantic Region 1

Mercyhurst 9, Bloomsburg 8 (18 inn.)  
Bloomsburg 2, Millersville 1  
Mercyhurst 2, Millersville 0  
Mercyhurst 11, Bloomsburg 0

#### Atlantic Region 2

Charleston (WV) 12, Gannon 2  
Gannon 6, West Chester 4  
Charleston (WV) 3, West Chester 1  
Charleston (WV) 6, Gannon 1

#### Central Region 1

Augustana (SD) 12, Okla. Baptist 10  
Ark.-Monticello 13, Minnesota St. 2  
Augustana (SD) 9, Ark.-Monticello 4  
Okla. Baptist 8, Minnesota St. 5  
Okla. Baptist 17, Ark.-Monticello 15  
Augustana (SD) 8, Okla. Baptist 6

#### Central Region 2

Central Mo. 8, Mo. Southern St. 1  
Central Okla. 4, St. Cloud St. 3  
Central Mo. 6, Central Okla. 1  
St. Cloud St. 10, Mo. Southern St. 9  
Central Okla. 9, St. Cloud St. 4  
Central Mo. 8, Central Okla. 5

#### East Region 1

Franklin Pierce 4, Adelphi 3  
New York Tech 10, Wilmington (DE) 7  
New York Tech 9, Franklin Pierce 3  
Wilmington (DE) 14, Adelphi 5

Wilmington (DE) 12, Franklin Pierce 10  
New York Tech 6, Wilmington (DE) 3

#### East Region 2

Southern N.H. 4, Assumption 3  
LIU Post 7, Felician 2  
LIU Post 4, Southern N.H. 3  
Felician 6, Assumption 5  
Southern N.H. 8, Felician 0  
Southern N.H. 8, LIU Post 2  
Southern N.H. 4, LIU Post 1

#### Midwest Region 1

Tiffin 17, Ashland 10  
Bellarmine 7, Northwood 6  
Tiffin 8, Bellarmine 5  
Ashland 6, Northwood 5  
Ashland 8, Bellarmine 7  
Ashland 7, Tiffin 6  
Ashland 15, Tiffin 5

#### Midwest Region 2

Ill. Springfield 5, Drury 4  
Wayne St. (MI) 8, Quincy 6  
Ill. Springfield 6, Wayne St. (MI) 5  
Drury 7, Quincy 5  
Drury 15, Wayne St. (MI) 7  
Ill. Springfield 11, Drury 5

#### South Region 1

Tampa 18, Spring Hill 9  
West Florida 5, Nova Southeastern 4  
Tampa 9, West Florida 1  
Nova Southeastern 6, Spring Hill 3  
Nova Southeastern 5, West Florida 3  
Tampa 6, Nova Southeastern 5 (12 inn.)

#### South Region 2

Delta St. 5, Embry-Riddle (FL) 1  
Valdosta St. 6, Eckerd 1  
Delta St. 6, Valdosta St. 4  
Eckerd 10, Embry-Riddle (FL) 9  
Valdosta St. 8, Eckerd 7  
Delta St. 9, Valdosta St. 6

#### Southeast Region 1

Lincoln Memorial 3, Mount Olive 1  
North Greenville 4, Mount Olive 3  
North Greenville 7, Lincoln Memorial 0  
North Greenville 8, Lincoln Memorial 3

#### Southeast Region 2

Catawba 9, Young Harris 2  
Young Harris 5, Newberry 1  
Catawba 7, Newberry 0  
Catawba 7, Young Harris 5

#### South Central Region 1

Colo. Sch. of Mines 5, West Tex. A&M 4  
Colorado Mesa 13, West Tex. A&M 10  
Colorado Mesa 6, Colo. Sch. of Mines 3  
Colorado Mesa 11, Colo. Sch. of Mines 1

#### South Central Region 2

Rogers St. 9, Lubbock Christian 5  
Angelo St. 6, Lubbock Christian 1  
Rogers St. 9, Angelo St. 8  
Angelo St. 13, Rogers St. 6  
Angelo St. 19, Rogers St. 10

#### West Region 1

Cal Poly Pomona 11, Cal St. Monterey Bay 4  
Azusa Pacific 4, Cal St. Monterey Bay 3  
Azusa Pacific 15, Cal Poly Pomona 3  
Azusa Pacific 19, Cal Poly Pomona 2

#### West Region 2

Point Loma 10, Mont. St. Billings 2  
UC San Diego 7, Mont. St. Billings 5  
UC San Diego 11, Point Loma 4  
Point Loma 8, UC San Diego 7  
UC San Diego 7, Point Loma 5

#### Atlantic Super Regional

Charleston (WV) 10, Mercyhurst 2  
Mercyhurst 6, Charleston (WV) 5  
Mercyhurst 14, Charleston (WV) 4

#### Central Super Regional

Central Mo. 6, Augustana (SD) 4  
Central Mo. 5, Augustana (SD) 2

#### East Super Regional

New York Tech 9, Southern N.H. 8  
New York Tech 6, Southern N.H. 3

#### Midwest Super Regional

Ashland 7, Ill. Springfield 4  
Ill. Springfield 8, Ashland 4  
Ashland 8, Ill. Springfield 7

#### South Super Regional

Tampa 3, Delta St. 1  
Tampa 6, Delta St. 3 (11 inn.)

#### Southeast Super Regional

Catawba 4, North Greenville 3  
Catawba 4, North Greenville 3 (14 inn.)

#### South Central Super Regional

Colorado Mesa 1, Angelo St. 0 (11 inn.)  
Angelo St. 9, Colorado Mesa 8  
Colorado Mesa 3, Angelo St. 2

#### West Super Regional

Azusa Pacific 13, UC San Diego 2  
UC San Diego 6, Azusa Pacific 5  
UC San Diego 16, Azusa Pacific 5

#### Finals

[Central Mo. 9, Ashland 4](#)  
[Colorado Mesa 11, New York Tech 4](#)  
[UC San Diego 5, Catawba 0](#)  
[Tampa 4, Mercyhurst 2](#)  
[Ashland 8, New York Tech 3](#)  
[Colorado Mesa 6, Central Mo. 5](#)  
[Mercyhurst 8, Catawba 5](#)  
[Tampa 7, UC San Diego 2](#)  
[Central Mo. 11, Ashland 3](#)  
[Mercyhurst 6, UC San Diego 5](#)  
[Central Mo. 7, Colorado Mesa 5](#)  
[Colorado Mesa 1, Central Mo. 0](#)  
[Tampa 12, Mercyhurst 0](#)

#### Championship

[Tampa 3, Colorado Mesa 1](#)

## 2020

*Championship was not held due to COVID-19 pandemic.*

## 2021

#### Atlantic Regional

Bloomsburg 3, Charleston (WV) 2 (10 inn.)  
Millersville 3, West Virginia St. 2  
Seton Hill 15, Bloomsburg 3  
Charleston (WV) 12, West Virginia St. 8  
Seton Hill 5, Millersville 2  
Charleston (WV) 14, Bloomsburg 8  
Millersville 3, Charleston (WV) 1  
Seton Hill 8, Millersville 5

#### Central Regional

Minnesota St. 9, Arkansas Tech 8  
Central Mo. 2, Henderson St. 1  
Southern Ark. 8, Augustana (SD) 6  
Henderson St. 8, Augustana (SD) 7 (11 inn.)  
Central Mo. 7, Arkansas Tech 4  
Southern Ark. 2, Minnesota St. 1  
Central Mo. 4, Southern Ark. 2  
Minnesota St. 7, Henderson St. 4  
Southern Ark. 5, Minnesota St. 1  
Central Mo. 12, Southern Ark. 5

#### East Regional

Goldey-Beacom 3, St. Thomas Aquinas 0  
Molloy 13, Franklin Pierce 5  
Southern N.H. 5, Dominican (NY) 1  
St. Thomas Aquinas 4, Dominican (NY) 2  
Southern N.H. 14, Franklin Pierce 6  
Molloy 3, Goldey-Beacom 2  
Southern N.H. 9, Molloy 3

Goldey-Beacom 2, St. Thomas Aquinas 1  
Molloy 6, Goldey-Beacom 4  
Molloy 8, Southern N.H. 3  
Southern N.H. 9, Molloy 2

#### Midwest Regional

Northwood 13, Ill. Springfield 9  
Trevecca Nazarene 8, Quincy 3  
Lindenwood 6, Davenport 2  
Quincy 4, Ill. Springfield 3  
Trevecca Nazarene 7, Lindenwood 4  
Davenport 16, Northwood 1  
Northwood 7, Lindenwood 5  
Davenport 22, Quincy 13  
Trevecca Nazarene 9, Northwood 4  
Davenport 6, Trevecca Nazarene 2  
Trevecca Nazarene 11, Davenport 9

#### South Regional

Tampa 7, Delta St. 6  
Lee 4, Alabama Huntsville 1  
West Florida 6, Shorter 3  
Alabama Huntsville 7, Shorter 2  
Tampa 12, Lee 7  
West Florida 10, Delta St. 3  
Lee 10, Alabama Huntsville 4  
Tampa 17, West Florida 7  
West Florida 7, Lee 0  
Tampa 8, West Florida 7

#### Southeast Regional

Mount Olive 7, UNC Pembroke 6  
Wingate 6, North Greenville 4  
Catawba 10, Columbus St. 2  
Columbus St. 8, UNC Pembroke 2  
North Greenville 12, Catawba 8  
Wingate 19, Mount Olive 6  
Mount Olive 6, Catawba 5  
Columbus St. 10, North Greenville 9  
Wingate 11, Mount Olive 5  
Wingate 4, Columbus St. 2

#### South Central Regional

Colorado Mesa 11, UC-Colo. Springs 9  
Angelo St. 10, West Tex. A&M 2  
West Tex. A&M 7, UC-Colo. Springs 6  
Angelo St. 5, Colorado Mesa 2  
West Tex. A&M 7, Colorado Mesa 6  
Angelo St. 18, West Tex. A&M 4

#### West Regional

Western Ore. 2, Northwest Nazarene 1  
Northwest Nazarene 3, Azusa Pacific 2  
Western Ore. 16, Azusa Pacific 5  
Northwest Nazarene 7, Western Ore. 5  
Northwest Nazarene 12, Western Ore. 6

#### Finals

[Central Mo. 9, Northwest Nazarene 3](#)  
[Tampa 7, Trevecca Nazarene 6 \(10 inn.\)](#)  
[Seton Hill 4, Southern N.H. 3](#)  
[Angelo St. 6, Wingate 2](#)  
[Northwest Nazarene 9, Trevecca Nazarene 3](#)  
[Central Mo. 8, Tampa 4](#)  
[Wingate 3, Southern N.H. 2](#)  
[Angelo St. 9, Seton Hill 4](#)  
[Wingate 5, Seton Hill 1](#)  
[Tampa 5, Northwest Nazarene 2](#)  
[Wingate 5, Angelo St. 4](#)  
[Tampa 8, Central Mo. 1](#)  
[Central Mo. 3, Tampa 1](#)  
[Wingate 8, Angelo St. 7 \(11 inn.\)](#)

#### Championship

[Wingate 5, Central Mo. 3](#)

## 2022

#### Atlantic Regional 1

Seton Hill 10, Slippery Rock 2  
West Chester 2, Slippery Rock 1  
Seton Hill 18, West Chester 7  
West Chester 5, Seton Hill 4

West Chester 9, Seton Hill 6 (11 inn.)

#### Atlantic Regional 2

Millersville 9, Charleston (WV) 4  
East Stroudsburg 14, Gannon 6  
Charleston (WV) 1, Gannon 0  
East Stroudsburg 12, Millersville 7  
Charleston (WV) 17, Millersville 5  
East Stroudsburg 6, Charleston (WV) 3

#### Central Regional 1

Augustana (SD) 10, Minnesota St. 9  
Ouachita Baptist 5, Central Mo. 4  
Central Mo. 9, Minnesota St. 6  
Augustana (SD) 12, Ouachita Baptist 7  
Central Mo. 19, Ouachita Baptist 5  
Central Mo. 7, Augustana (SD) 4  
Augustana (SD) 9, Central Mo. 5

#### Central Regional 2

Henderson St. 11, Northeastern St. 6  
Southern Ark. 12, Washburn 11  
Northeastern St. 14, Washburn 13  
Southern Ark. 28, Henderson St. 5  
Henderson St. 12, Northeastern St. 11  
Southern Ark. 12, Henderson St. 11

#### East Regional 1

Southern Conn. St. 6, Wilmington (DE) 2  
Southern N.H. 6, Wilmington (DE) 2  
Southern N.H. 16, Southern Conn. St. 1  
Southern N.H. 16, Southern Conn. St. 9

#### East Regional 2

Molloy 5, Le Moyne 4  
Franklin Pierce 6, Adelphi 4  
Le Moyne 5, Adelphi 1  
Molloy 6, Franklin Pierce 4  
Franklin Pierce 11, Le Moyne 4  
Franklin Pierce 8, Molloy 0  
Molloy 6, Franklin Pierce 4

#### Midwest Regional 1

Northwood 10, Quincy 5  
Quincy 17, Davenport 4  
Davenport 8, Northwood 7  
Quincy 10, Northwood 4  
Quincy 9, Davenport 7

#### Midwest Regional 2

Ill. Springfield 10, Ashland 6  
Walsh 6, Wayne St. (MI) 3  
Wayne St. (MI) 10, Ashland 3  
Ill. Springfield 14, Walsh 1  
Wayne St. (MI) 15, Walsh 11  
Ill. Springfield 6, Wayne St. (MI) 3

#### South Regional 1

Tampa 35, Spring Hill 4  
Nova Southeastern 11, Valdosta St. 3  
Valdosta St. 8, Spring Hill 5  
Nova Southeastern 9, Tampa 3  
Tampa 9, Valdosta St. 3  
Tampa 8, Nova Southeastern 7  
Tampa 3, Nova Southeastern 2 (12 inn.)

#### South Regional 2

Rollins 7, Delta St. 5  
Lee 17, Saint Leo 7  
Saint Leo 6, Delta St. 3  
Rollins 15, Lee 1  
Lee 9, Saint Leo 5  
Rollins 7, Lee 3

#### Southeast Regional 1

Lenoir-Rhyne 12, UNC Pembroke 5  
North Greenville 6, UNC Pembroke 4  
Lenoir-Rhyne 7, North Greenville 1  
North Greenville 8, Lenoir-Rhyne 4  
North Greenville 13, Lenoir-Rhyne 3

#### Southeast Regional 2

Wingate 9, Young Harris 4  
Columbus St. 15, Belmont Abbey 8  
Young Harris 6, Belmont Abbey 5  
Columbus St. 8, Wingate 5

Wingate 9, Young Harris 0  
Columbus St. 9, Wingate 7

#### South Central Regional 1

Tex. A&M-Kingsville 18, MSU Denver 15  
Angelo St. 26, MSU Denver 5  
Angelo St. 14, Tex. A&M-Kingsville 3  
Tex. A&M-Kingsville 12, Angelo St. 11  
Angelo St. 14, Tex. A&M-Kingsville 2

#### South Central Regional 2

St. Edward's 16, West Tex. A&M 5  
Colorado Mesa 5, West Tex. A&M 3  
Colorado Mesa 4, St. Edward's 1  
St. Edward's 7, Colorado Mesa 4  
Colorado Mesa 28, St. Edward's 9

#### West Regional 1

Northwest Nazarene 10, Cal Poly Pomona 7  
Point Loma 7, Cal Poly Pomona 2  
Point Loma 7, Northwest Nazarene 4  
Point Loma 21, Northwest Nazarene 5

#### West Regional 2

Cal St. Monterey Bay 6, Western Ore. 3  
Azusa Pacific 10, Western Ore. 6  
Cal St. Monterey Bay 15, Azusa Pacific 8  
Azusa Pacific 6, Cal St. Monterey Bay 5  
Azusa Pacific 12, Cal St. Monterey Bay 9

#### Atlantic Super Regional

East Stroudsburg 11, West Chester 10  
West Chester 8, East Stroudsburg 6  
West Chester 5, East Stroudsburg 3

#### Central Super Regional

Southern Ark. 8, Augustana (SD) 7  
Southern Ark. 13, Augustana (SD) 11

#### East Super Regional

Molloy 6, Southern N.H. 5  
Southern N.H. 7, Molloy 5  
Southern N.H. 7, Molloy 3

#### Midwest Super Regional

Quincy 20, Ill. Springfield 6  
Ill. Springfield 10, Quincy 4  
Ill. Springfield 10, Quincy 8

#### South Super Regional

Rollins 2, Tampa 1  
Rollins 13, Tampa 6

#### South Central Super Regional

Colorado Mesa 12, Angelo St. 8  
Angelo St. 12, Colorado Mesa 3  
Angelo St. 16, Colorado Mesa 6

#### Southeast Super Regional

North Greenville 7, Columbus St. 6 (10 inn.)  
Columbus St. 4, North Greenville 3  
North Greenville 13, Columbus St. 3

#### West Super Regional

Point Loma 8, Azusa Pacific 7  
Azusa Pacific 7, Point Loma 2  
Point Loma 5, Azusa Pacific 2

#### Finals

[Southern Ark. 3, Rollins 1](#)  
[Point Loma 8, Ill. Springfield 1](#)  
[Angelo St. 7, Southern N.H. 4](#)  
[North Greenville 3, West Chester 1](#)  
[Rollins 3, Ill. Springfield 2](#)  
[Point Loma 11, Southern Ark. 3](#)  
[West Chester 7, Southern N.H. 3](#)  
[North Greenville 18, Angelo St. 3](#)  
[Rollins 7, Southern Ark. 5](#)  
[West Chester 12, Angelo St. 2](#)  
[Rollins 12, Point Loma 4](#)  
[North Greenville 8, West Chester 5](#)  
[Point Loma 2, Rollins 0](#)

#### Championship

[North Greenville 5, Point Loma 3](#)

---

## 2023

### Atlantic Regional 1

West Chester 5, Charleston (WV) 1  
Millersville 6, Charleston (WV) 4  
Millersville 8, West Chester 5  
Millersville 6, West Chester 4

### Atlantic Regional 2

Seton Hill 14, Shippensburg 6  
Mercyhurst 8, East Stroudsburg 6  
East Stroudsburg 20, Shippensburg 4  
Mercyhurst 8, Seton Hill 6  
Seton Hill 10, East Stroudsburg 4  
Seton Hill 4, Mercyhurst 0  
Seton Hill 12, Mercyhurst 5

### Central Regional 1

Augustana (SD) 5, Ouachita Baptist 3  
Central Mo. 7, St. Cloud St. 6  
Augustana (SD) 4, Central Mo. 2  
St. Cloud St. 5, Ouachita Baptist 4 (13 inn.)  
Central Mo. 6, St. Cloud St. 4  
Augustana (SD) 8, Central Mo. 6

### Central Regional 2

Minnesota St. 8, Southern Ark. 4  
Mo. Southern St. 4, Arkansas Tech 3  
Minnesota St. 13, Mo. Southern St. 2  
Southern Ark. 5, Arkansas Tech 0  
Mo. Southern St. 11, Southern Ark. 4  
Mo. Southern St. 9, Minnesota St. 5  
Minnesota St. 10, Mo. Southern St. 4

### East Regional 1

Pace 10, Franklin Pierce 5  
Southern N.H. 6, Franklin Pierce 1  
Southern N.H. 6, Pace 3  
Southern N.H. 14, Pace 4

### East Regional 2

Le Moyne 8, Queens (NY) 7 (10 inn.)  
Goldey-Beacom 4, Felician 3  
Queens (NY) 7, Felician 4  
Le Moyne 6, Goldey-Beacom 1  
Goldey-Beacom 14, Queens (NY) 2  
Goldey-Beacom 7, Le Moyne 5  
Le Moyne 6, Goldey-Beacom 5

### Midwest Regional 1

Northwood 13, Wayne St. (MI) 11  
Quincy 18, Wayne St. (MI) 8  
Quincy 6, Northwood 3  
Quincy 9, Northwood 0

### Midwest Regional 2

Ulndy 11, Ill. Springfield 10 (11 inn.)  
Maryville (MO) 5, Ashland 2  
Ill. Springfield 10, Ashland 2  
Ulndy 14, Maryville (MO) 5  
Maryville (MO) 5, Ill. Springfield 4  
Ulndy 11, Maryville (MO) 1

### South Regional 1

Rollins 18, Valdosta St. 7  
Tampa 17, Spring Hill 2  
Spring Hill 5, Valdosta St. 4  
Rollins 8, Tampa 7  
Tampa 14, Spring Hill 5  
Tampa 5, Rollins 2  
Rollins 7, Tampa 6

### South Regional 2

Barry 10, Montevallo 3  
West Florida 2, Fla. Southern 0  
Montevallo 10, Fla. Southern 5  
Barry 6, West Florida 1  
West Florida 3, Montevallo 0  
Barry 11, West Florida 6

### Southeast Regional 1

Mount Olive 5, Ga. Southwestern 4  
North Greenville 6, Ga. Southwestern 5  
Mount Olive 13, North Greenville 7  
North Greenville 11, Mount Olive 5  
North Greenville 9, Mount Olive 2

### Southeast Regional 2

Newberry 12, UNC Pembroke 3  
Belmont Abbey 15, Columbus St. 13  
UNC Pembroke 12, Columbus St. 3  
Belmont Abbey 11, Newberry 6  
Newberry 10, UNC Pembroke 9 (11 inn.)  
Belmont Abbey 10, Newberry 9

### South Central Regional 1

UT Tyler 17, MSU Denver 4  
Angelo St. 11, MSU Denver 1  
Angelo St. 10, UT Tyler 1  
UT Tyler 4, Angelo St. 3  
Angelo St. 8, UT Tyler 5

### South Central Regional 2

St. Edward's 6, Lubbock Christian 1  
Colorado Mesa 6, Lubbock Christian 3  
Colorado Mesa 10, St. Edward's 3  
Colorado Mesa 7, St. Edward's 4

### West Regional 1

Cal Poly Pomona 5, Point Loma 4  
Cal St. Monterey Bay 11, Point Loma 8  
Cal St. Monterey Bay 8, Cal Poly Pomona 2  
Cal St. Monterey Bay 13, Cal Poly Pomona 12

### West Regional 2

Azusa Pacific 12, Western Ore. 8  
CSUSB 8, Western Ore. 7  
CSUSB 10, Azusa Pacific 9  
CSUSB 11, Azusa Pacific 2

### Atlantic Super Regional

Millersville 9, Seton Hill 4  
Millersville 11, Seton Hill 6

### Central Super Regional

Minnesota St. 5, Augustana (SD) 4  
Augustana (SD) 8, Minnesota St. 3  
Augustana (SD) 16, Minnesota St. 2

### East Super Regional

Southern N.H. 13, Le Moyne 4  
Southern N.H. 4, Le Moyne 2

### Midwest Super Regional

Ulndy 4, Quincy 3  
Ulndy 5, Quincy 2

### South Super Regional

Rollins 7, Barry 4  
Rollins 7, Barry 1

### South Central Super Regional

Angelo St. 8, Colorado Mesa 2  
Angelo St. 6, Colorado Mesa 0

### Southeast Super Regional

North Greenville 16, Belmont Abbey 8  
North Greenville 10, Belmont Abbey 7

### West Super Regional

CSUSB 8, Cal St. Monterey Bay 6  
CSUSB 14, Cal St. Monterey Bay 8

### Finals

[Rollins 7, CSUSB 1](#)  
[Millersville 6, Ulndy 5](#)  
[Angelo St. 2, Southern N.H. 1](#)  
[North Greenville 4, Augustana \(SD\) 1](#)  
[CSUSB 10, Ulndy 8](#)  
[Rollins 17, Millersville 4](#)  
[Southern N.H. 10, Augustana \(SD\) 6](#)  
[Angelo St. 6, North Greenville 2](#)  
[CSUSB 6, Millersville 5](#)  
[Southern N.H. 8, North Greenville 4](#)  
[CSUSB 16, Rollins 11](#)  
[Angelo St. 5, Southern N.H. 3](#)  
[Rollins 10, CSUSB 8](#)

### Championship

[Angelo St. 6, Rollins 5](#)

# BRACKETS



## 1998 National Collegiate Division II

# BASEBALL CHAMPIONSHIP

Paterson Field, Montgomery, Alabama  
May 23 - 30

### BRACKET ONE

**Central Mo. State (39-6)**

**Game 1**  
1p.m. Saturday  
May 23

**Tampa (Fla.) (42-14)**

**Cal St. Chico (35-15)**

**Game 2**  
7 p.m. Saturday  
May 23

**West Ga. (41-15)**

**Central Mo. St.**

**Game 5**  
3:30 p.m. Monday  
May 25

**Cal St. Chico**

### BRACKET TWO

**Millersville (Pa.) (37-14)**

**Game 3**  
1 p.m. Sunday  
May 24

**St. Joseph's (Ind.)(38-17)**

**New Haven (Conn.)(29-9-1)**

**Game 4**  
7 p.m. Sunday  
May 24

**Kennesaw State (Ga.) (58-4)**

**St. Joseph's**

**Game 7**  
3:30 p.m. Tuesday  
May 26

**New Haven**

**Tampa (9-5)**

**Game 6**  
7 p.m. Monday  
May 25

**West Ga. (5-2)**

**West Ga.**

**Game 10**  
7 p.m. Wednesday  
May 27

**St. Joseph's (15-3)**

**Millersville (6-0)**

**Game 8**  
7 p.m. Tuesday  
May 26

**Kennesaw St. (7-6)**

**Millersville**

**Game 9**  
3:30 p.m. Wed.  
May 27

**Cal St. Chico (5-3)**

**Tampa (5-1)**

**Game 12**  
7 p.m. Thursday  
May 28

**West Ga. (8-7)**

**Kennesaw St. (11-4)**

**Game 11**  
3:30 p.m. Thursday  
May 28

**Cal St. Chico (6-5)**

**Tampa (10-0)**

No Game  
Necessary

**Tampa**

**\*Game 13**  
5:45 p.m. Saturday  
May 30

**Tampa (6-1)**

**NATIONAL  
CHAMPION**

**Kennesaw St. (15-5)**

No Game  
Necessary

**Kennesaw St.**



\*If both bracket winners are undefeated, there will be no games Friday and the championship will be Game 13.


NCAA/6/1/98/lt



# 1999 National Collegiate Division II

## BASEBALL CHAMPIONSHIP

Paterson Field, Montgomery, Alabama  
May 22-29



### BRACKET ONE

Ashland (Ohio) (45-14)

Game 1  
1 p.m. Saturday  
May 22

Adelphi (N.Y.) (31-15)

Adelphi (18-15)

Game 6  
7 p.m. Monday  
May 24

Cal State Chico (46-17)

Game 2  
7 p.m. Saturday  
May 22

Cal St. Chico (10-4)

Cal St. Chico (11-3)

Rockhurst (Mo.) (34-16)

Game 12  
7 p.m. Thursday  
May 27

Cal St. Chico (7-2)

North Alabama

Ashland

Game 10  
7 p.m. Wednesday  
May 26

Rockhurst (4-3)

Game 5  
3:30 p.m. Monday  
May 24

Rockhurst (18-9)

\*Game 14  
Saturday  
May 29

Rockhurst

Cal St. Chico (11-5)

**NATIONAL CHAMPION**

### BRACKET TWO

North Alabama (44-10)

Game 3  
1 p.m. Sunday  
May 23

North Alabama (15-9)

Kennesaw St.

West Virginia State (33-9)

Game 8  
7 p.m. Tuesday  
May 25

Kennesaw St. (10-3)

Game 13  
3:30 p.m. Friday  
May 28

Carson-Newman (Tenn.) (42-12-2)

Game 4  
7 p.m. Sunday  
May 23

Kennesaw St. (6-5)

Game 11  
3:30 p.m. Thursday  
May 27

West Virginia St. (3-0)

Kennesaw State (Ga.) (46-12)

Adelphi

West Virginia St.

Game 9  
3:30 p.m. Wed.  
May 26

West Virginia St. (12-9)

Kennesaw St. (4-1)

Game 7  
3:30 p.m. Tuesday  
May 25

West Virginia St. (14-4)

Carson-Newman

\*If both bracket winners are undefeated, there will be no games Friday and the championship will be Game 13.

Pairings may be adjusted for Games 13 and 14 to match teams that have not played previously or have not played since the first round.


NCAA/5/17/99/lt



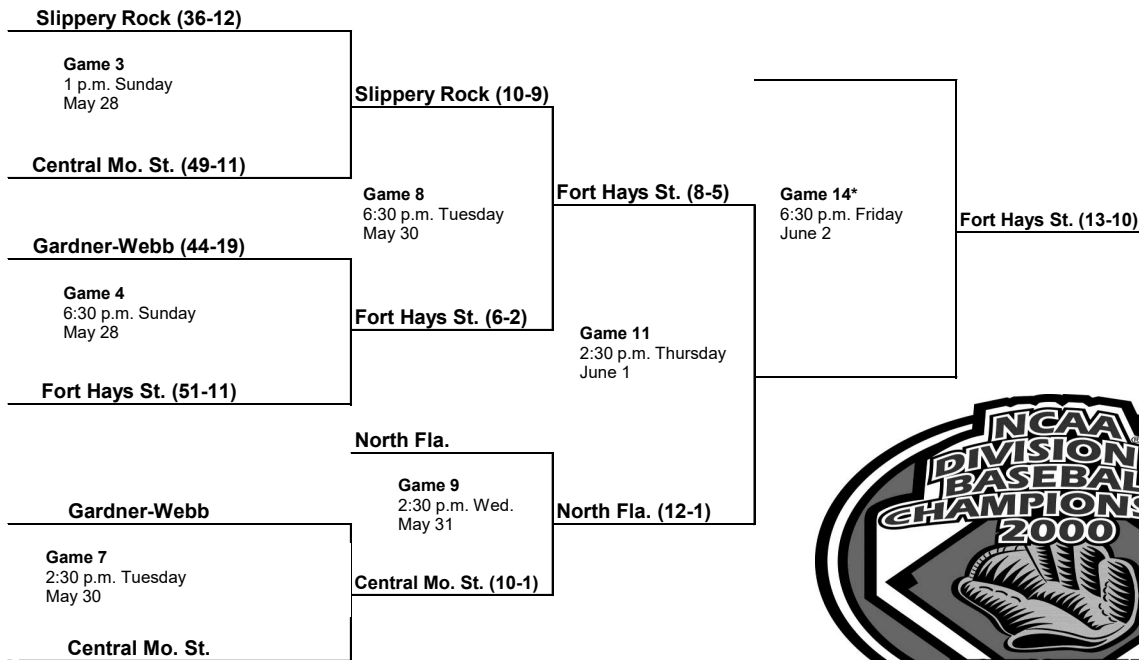
# 2000 NCAA Division II BASEBALL CHAMPIONSHIP

Paterson Field, Montgomery, Alabama  
May 27-June 3, 2000

## BRACKET ONE



## BRACKET TWO



\*If both bracket winners are undefeated, there will be no games Friday and the championship will be Game 13.

NCAA/06/02/00/alb





# 2001 NCAA Division II BASEBALL CHAMPIONSHIP

## BRACKET ONE

Paterson Field, Montgomery, Alabama  
May 26-June 2, 2001

SIU-Edwardsville (40-25)

Game 1  
1p.m. Saturday  
May 26

Tampa (49-8)

North Florida (45-15)

Game 2  
6:30 p.m. Saturday  
May 26

Delta State (47-9)

SIU-Edwardsville 9-4

Game 6  
6:30 p.m. Monday  
May 28

North Florida 9-7

North Florida 7-3

Game 12  
6:30 p.m. Thursday  
May 31

St. Mary's (Texas)

Game 13  
2:30 p.m. Friday  
June 1

St. Mary's (Texas) 17-4

Delta State 11-7

Mass.-Lowell

Game 10  
6:30 p.m.  
Wednesday  
May 30

Delta State 14-11

Delta State 6-2

Tampa

Game 5  
2:30 p.m. Monday  
May 28

Delta State

Game 15  
6:30 p.m. Saturday  
June 2

St. Mary's (Texas) 11-3

**NATIONAL  
CHAMPION**

## BRACKET TWO

Kutztown (38-17)

Game 3  
1 p.m. Sunday  
May 27

St. Mary's (Texas) (46-12)

St. Mary's (Texas) 3-0

Game 8  
6:30 p.m. Tuesday  
May 29

Mass.-Lowell 13-5

St. Mary's (Texas) 12-1

Game 11  
2:30 p.m. Thursday  
May 31

North Florida

Game 14  
6:30 p.m. Friday  
June 1

Central Missouri State 8-5

Massachusetts-Lowell (38-17)

Game 4  
6:30 p.m. Sunday  
May 27

Central Missouri State (49-8)

SIU-Edwardsville

Game 9  
2:30 p.m. Wed.  
May 30

Central Missouri State 5-0

Central Missouri State 7-4

Central Missouri State 11-10

Kutztown

Game 7  
2:30 p.m. Tuesday  
May 29

Central Missouri State



\*If both bracket winners are undefeated, there will be no games Friday and the championship will be Game 13.



2002 NCAA Division II

Supplement No. 2

**BASEBALL  
CHAMPIONSHIP**

Paterson Field, Montgomery, Alabama  
May 25 to June 1, 2002

**BRACKET ONE**

Florida Southern (43-14)

**Game 1**  
1p.m. Saturday  
May 25

Kutztown (35-22)

Kutztown 11-7

Massachusetts-Lowell (33-16)

**Game 6**  
6:30 p.m. Monday  
May 27

Cal State Chico 6-1

**Game 2**  
6:30 p.m. Saturday  
May 25

Cal State Chico 5-2

Cal State Chico (52-9)

**Game 12**  
6:30 p.m. Friday  
May 31

Cal State Chico 8-4

Ashland

Florida Southern

**Game 10**  
6:30 p.m. Wednesday  
May 29

Massachusetts-Lowell 10-5

**Game 5**  
2:30 p.m. Monday  
May 27

Massachusetts-Lowell 7-2

**Game 14**  
2:30 p.m. Sunday  
June 2

Columbus State 5-3

Massachusetts-Lowell

**NATIONAL  
CHAMPION**

**BRACKET TWO**

Delta State (50-6)

**Game 3**  
1 p.m. Sunday  
May 26

Ashland 12-5

Central Missouri State

Ashland (47-11)

**Game 8**  
6:30 p.m. Tuesday  
May 28

Central Missouri State 8-6

**Game 13**  
6:30 p.m. Saturday  
June 1

Columbus State 4-3

Central Missouri State (52-6)

**Game 4**  
6:30 p.m. Sunday  
May 26

Central Missouri State 7-3

**Game 11**  
2:30 p.m. Friday  
May 31

Columbus State 5-4

Columbus State (43-14)

Kutztown

Delta State

**Game 9**  
2:30 p.m. Wednesday  
May 29

Columbus State 6-3

**Game 7**  
2:30 p.m. Tuesday  
May 28

Columbus State 6-5

Columbus State



\*If both bracket winners are undefeated, there will be no games Friday and the championship will be Game 13.



# 2003 NCAA Division II BASEBALL CHAMPIONSHIP

## BRACKET ONE

Paterson Field, Montgomery, Alabama  
May 24-31, 2003

**Slippery Rock (48-11)**

**Game 1**  
1 p.m. Saturday  
May 24

**Franklin Pierce (30-15)**

**Franklin Pierce 2-1**

**Central Missouri State (47-7)**

**Game 6**  
6:30 p.m. Monday  
May 26

**Central Missouri State 11-4**

**Game 2**  
6:30 p.m. Saturday  
May 24

**Central Missouri State 3-2**

**Grand Valley State (40-12-1)**

**Game 12**  
6:30 p.m. Thursday  
May 29

**Central Missouri State 6-5**

**Kennesaw State**

**Grand Valley State**

**Game 10**  
6:30 p.m. Wednesday  
May 28

**Kennesaw State 7-5**

**Game 5**  
2:30 p.m. Monday  
May 26

**Grand Valley State 9-8**

**Slippery Rock**

## BRACKET TWO

**Kennesaw State (38-16)**

**Game 3**  
1 p.m. Sunday  
May 25

**Kennesaw State 9-5**

**UC Davis (35-22)**

**Game 8**  
6:30 p.m. Tuesday  
May 27

**Tampa 6-0**

**Tampa (42-17)**

**Game 4**  
6:30 p.m. Sunday  
May 25

**Tampa 14-2**

**Game 11**  
2:30 p.m. Thursday  
May 29

**Tampa 18-9**

**Abilene Christian (45-18)**

**Franklin Pierce**

**UC Davis**

**Game 9**  
2:30 p.m. Wednesday  
May 28

**Franklin Pierce 5-3**

**Game 7**  
2:30 p.m. Tuesday  
May 27

**UC Davis 5-3**

**Abilene Christian**

**Game 13**  
6:30 p.m. Saturday  
May 31

**Central Missouri State 11-4**

**NATIONAL  
CHAMPION**



\*If both bracket winners are undefeated, there will be no games Friday and the championship will be Game 13.

NCAA/6/2/03/kh



# 2004 NCAA Division II BASEBALL CHAMPIONSHIP

## BRACKET ONE

Paterson Field, Montgomery, Alabama  
May 22-29, 2004

### Bryant (39-15)

Game 1  
1 p.m. Saturday  
May 22

Bryant 11-3

### Rollins (46-10)

Game 6  
6:30 p.m. Monday  
May 24

Grand Valley St. 5-2

### Grand Valley St. (43-15)

Game 2  
6:30 p.m. Saturday  
May 22

Grand Valley St. 2-1

### Cal St. Chico (42-19-1)

Game 12  
6:30 p.m. Thursday  
May 27

Grand Valley St. 11-4

Columbus St.

### Rollins

Game 10  
6:30 p.m. Wednesday  
May 26

Rollins 11-10

Game 5  
2:30 p.m. Monday  
May 24

Rollins 10-3

Game 14  
6:30 p.m. Saturday  
May 29

Delta St. 12-8

### Cal St. Chico

NATIONAL  
CHAMPION

## BRACKET TWO

### Columbus St. (39-19)

Game 3  
1 p.m. Sunday  
May 23

Columbus St. 10-8

Delta St.

### Kutztown (37-14)

Game 8  
6:30 p.m. Tuesday  
May 25

Delta St. 14-5

Game 13  
6:30 p.m. Friday  
May 28

Delta St. 10-9

### Central Mo. St. (54-6)

Game 4  
6:30 p.m. Sunday  
May 23

Delta St. 6-5

Game 11  
2:30 p.m. Thursday  
May 27

Central Mo. St. 12-9

### Delta St. (50-10)

Bryant

Game 9  
2:30 p.m. Wednesday  
May 26

Central Mo. St. 14-3

### Kutztown

Game 7  
2:30 p.m. Tuesday  
May 25

Central Mo. St. 7-3

### Central Mo. St.

\*If both bracket winners are undefeated, there will be no games Friday and the championship will be Game 13.

NCAA/5/30/04/kh





2005 NCAA Division II

**BASEBALL  
CHAMPIONSHIP**

Riverwalk Stadium, Montgomery, Alabama  
May 28 to June 4, 2005

**BRACKET ONE**

Cal St. Chico (42-14-1)

**Game 1**  
1 p.m. Saturday  
May 28

Delta St. (51-8)

Delta St. 3-0

**Game 6**  
6:30 p.m. Monday  
May 30

Central Mo. St. 2-1

Central Mo. St.

Central Mo. St. (55-7)

**Game 2**  
6:30 p.m. Saturday  
May 28

Central Mo. St. 5-2

**Game 13**  
2:30 p.m. Friday  
June 3

Fla. Southern 8-5

Fla. Southern (46-10)

**Game 12**  
6:30 p.m. Thursday  
June 2

Fla. Southern 5-3

West Virginia St.

Cal St. Chico

**Game 10**  
6:30 p.m. Wednesday  
June 1

Fla. Southern 6-5

**Game 5**  
2:30 p.m. Monday  
May 30

Fla. Southern 4-0

**\*Game 14**  
11 a.m. Saturday  
June 4  
NCAA Productions

Fla. Southern

Fla. Southern 12-9

**NATIONAL  
CHAMPION**

**BRACKET TWO**

West Virginia St. (43-14)

**Game 3**  
1 p.m. Sunday  
May 29

West Virginia St. 8-6

Grand Valley St. (34-15)

**Game 8**  
6:30 p.m. Tuesday  
May 31

North Fla. 5-2

North Fla. (45-15)

**Game 4**  
6:30 p.m. Sunday  
May 29

North Fla. 7-1

**Game 11**  
2:30 p.m. Thursday  
June 2

North Fla. 2-1

Southern Conn. St. (31-12)

Delta St.

Grand Valley St.

**Game 9**  
2:30 p.m. Wednesday  
June 1

Grand Valley St. 11-7

**Game 7**  
2:30 p.m. Tuesday  
May 31

Grand Valley St. 3-2

Southern Ct. St.

\*If both bracket winners are undefeated, there will be no games Friday and the championship will be Game 13.

NCAA Productions live clearances: CSTV, FSN South, Altitude Sports, C-SET, Comcast Local (MI), Cox Sports TV & Metro Sports (KC)

NCAA/6/6/05/kh



## 2006 NCAA Division II

# BASEBALL CHAMPIONSHIP

Paterson Field/Riverwalk Stadium  
Montgomery, Alabama  
May 27 to June 3, 2006

### BRACKET ONE

**Tampa (50-6)**

**Game 1**  
1 p.m. Saturday  
May 27

**Francis Marion (41-16)**

**Montevallo (41-16)**

**Game 2**  
6:33 p.m. Saturday  
May 27

**West Chester (38-18)**

**West Chester**

**Game 5**  
2:30 p.m. Monday  
May 29

**Francis Marion**

**Tampa 4-3**

**Game 6**  
6:33 p.m. Monday  
May 29

**Montevallo 3-2**

**Montevallo**

**Game 10**  
6:33 p.m. Wednesday  
May 31

**West Chester 3-2**

**Tampa 5-4**

**Game 12**  
6:33 p.m. Thursday  
June 1

**Franklin Pierce 7-2**

**Tampa 13-3**

**Game 13**  
7 p.m. Saturday  
June 3  
Riverwalk Stadium

**Tampa 3-2**

**NATIONAL  
CHAMPION**

### BRACKET TWO

**Ashland (46-15)**

**Game 3**  
1 p.m. Sunday  
May 28

**Franklin Pierce (44-11)**

**Cal St. Chico (43-20)**

**Game 4**  
6:33 p.m. Sunday  
May 28

**Emporia St. (48-11)**

**Franklin Pierce**

**Game 7**  
2:30 p.m. Tuesday  
May 30

**Emporia St.**

**Ashland 14-4**

**Game 8**  
6:33 p.m. Tuesday  
May 30

**Cal St. Chico 2-1**

**Ashland**

**Game 9**  
2:30 p.m. Wednesday  
May 31

**Franklin Pierce 4-0**

**Cal St. Chico 8-4**

**Game 11**  
2:30 p.m. Thursday  
June 1

**Montevallo 10-3**

**Cal St. Chico 9-5**

\*If both bracket winners are undefeated, there will be no games Friday and the championship will be Game 13.

\*All games are played at Paterson Field, except for the championship game, which will be contested at Riverwalk Stadium.

NCAA/6/2/06/kh



2007 NCAA Division II

**BASEBALL  
CHAMPIONSHIP**

Riverwalk Stadium  
Montgomery, Alabama  
May 25 to June 1, 2007

**BRACKET ONE**

Nebraska-Omaha (36-22)

Game 1  
1 p.m. Friday  
May 25

Nebraska-Omaha 5-4

Kutztown (49-5)

Game 6  
6:33 p.m. Sunday  
May 27

Tampa 9-2

Tampa (49-10)

Game 2  
6:33 p.m. Friday  
May 25

Tampa 13-5

Cal St. L.A. (46-12-1)

Game 12  
6:33 p.m. Wednesday  
May 30

Tampa 8-1

Nebraska-Omaha

Kutztown

Game 10  
6:33 p.m. Tuesday  
May 29

Southern Indiana 12-10

Game 5  
2:30 p.m. Sunday  
May 27

Cal St. L.A. 4-1

Cal St. L.A.

**BRACKET TWO**

Franklin Pierce (49-9)

Game 3  
1 p.m. Saturday  
May 26

Angelo St. 12-3

\*Game 13  
7 p.m. Friday  
June 1

Tampa 7-2

Angelo St. (50-18)

Game 8  
6:33 p.m. Monday  
May 28

Columbus St. 5-4

Columbus St. (48-18)

Game 4  
6:33 p.m. Saturday  
May 26

Columbus St. 11-2

Game 11  
2:30 p.m. Wednesday  
May 30

Columbus St. 9-4

Southern Indiana (41-21)

Angelo St.

Franklin Pierce

Game 7  
2:30 p.m. Monday  
May 28

Game 9  
2:30 p.m. Tuesday  
May 29

Cal St. L.A. 4-2

Southern Indiana

Southern Indiana 3-0

**NATIONAL  
CHAMPION**

\*If both bracket winners are undefeated, there will be no games Thursday and the championship will be Game 13.

# 2008 NCAA Division II Baseball Championship

## GCS Ballpark, Sauget, Ill.

### May 24-31, 2008

#### Bracket One

Sonoma State (50-13)

Game 1  
2:30 p.m. Saturday, May 24  
Shippensburg (38-24)

Sonoma State 10-1

Game 6  
5:00 p.m. Monday  
May 26

Sonoma State 6-5 (19 inn.)

Central Missouri (45-15)

Game 2  
6:30 p.m. Saturday, May 24

Central Missouri 13-12 (11)

Game 12  
6:30 p.m. Thursday  
May 29

Ouachita Baptist 2-1

Franklin Pierce (43-13)

Central Missouri 13-12 (11)

Ouachita Baptist 12-5

Game 13  
Noon Friday  
May 30

Ouachita Baptist 2-1

Shippensburg

Game 10  
6:30 p.m. Wednesday  
May 28

Shippensburg 9-2

Sonoma State

Game 5  
2:00 p.m. Monday, May 26  
Franklin Pierce (43-13)

#### Bracket Two

Ouachita Baptist (47-14)

Game 3  
2:30 p.m. Sunday, May 25  
Mount Olive (54-6)

Mount Olive 6-5

Game 8  
6:30 p.m. Tuesday  
May 27

Mount Olive 18-7

Tampa (42-9-1)

Game 4  
11 a.m. Monday, May 26  
Ashland (39-16)

Ashland 6-5

Game 11  
2:30 p.m. Thursday  
May 29

Mount Olive 5-3

Ashland

Game 9  
2:30 p.m. Wednesday  
May 28

Ouachita Baptist 12-10

Central Missouri 5-1

Ouachita Baptist (47-14)

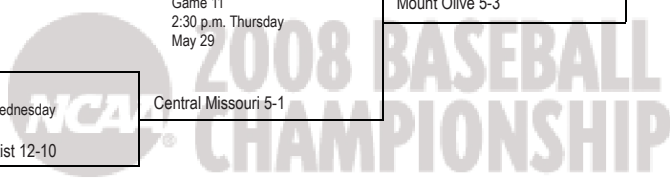
Game 7  
2:30 p.m. Tuesday, May 27  
Tampa (42-9-1)

Game 14  
Noon Saturday  
May 31  
TV - CBS College Sports

Mount Olive 6-2

**NATIONAL  
CHAMPION**

Mount Olive



DIVISION II • SAUGET, ILL. • Winners of Game 9 and Game 10 cross brackets

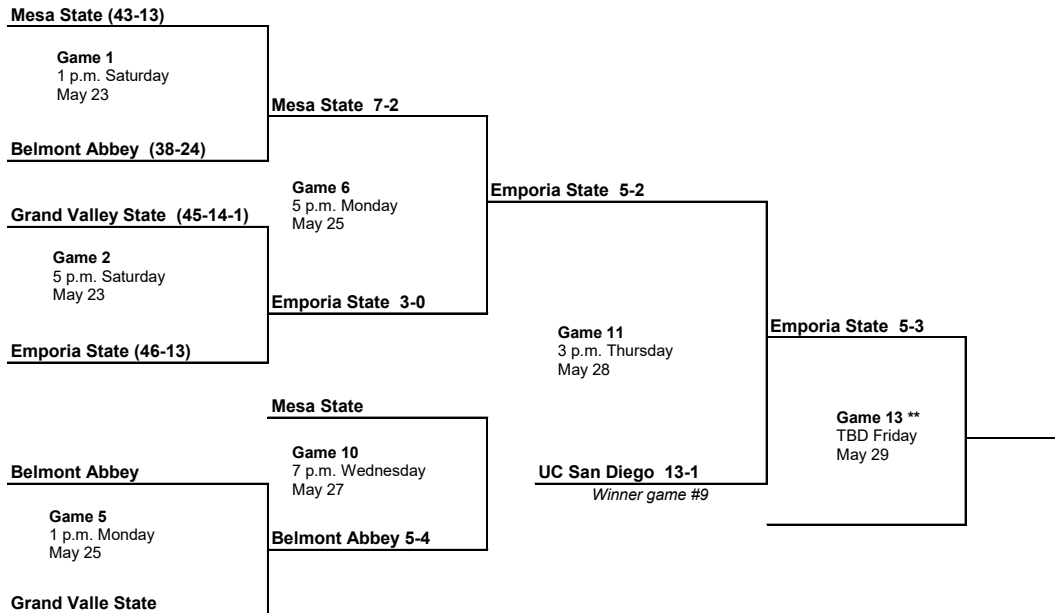




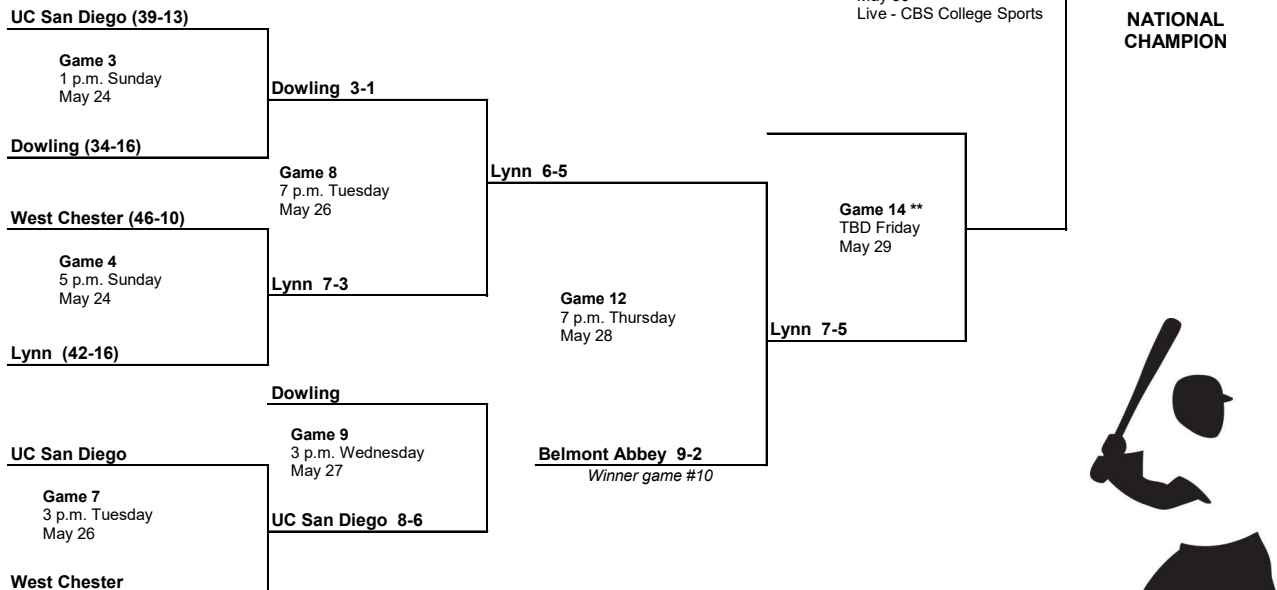
# 2009 NCAA Division II BASEBALL CHAMPIONSHIP

USA Baseball National Training Complex  
Cary, North Carolina  
May 23 to 30, 2009

## BRACKET ONE



## BRACKET TWO



\*If both bracket winners are undefeated, there will be no games Friday and the championship will be Game 13.

\*\* If there are two games Friday, times will be 3 p.m. and 7 p.m., if only one game start will be 6 p.m.






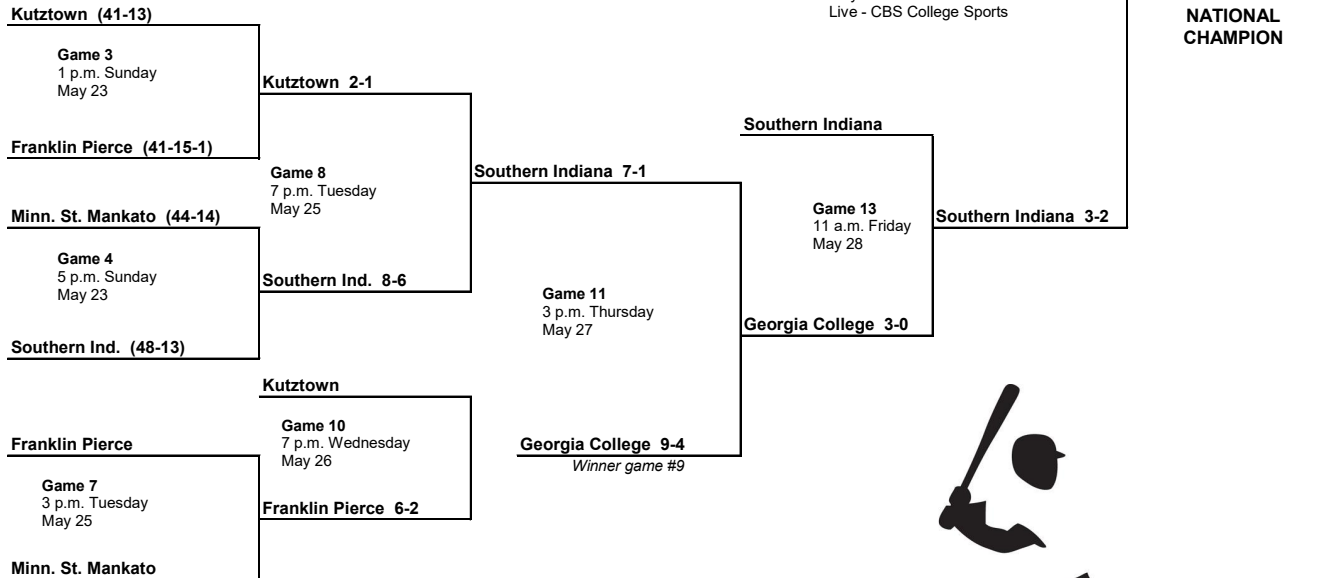
# 2010 NCAA Division II BASEBALL CHAMPIONSHIP

USA Baseball National Training Complex  
Cary, North Carolina  
May 22 to 29, 2010

## BRACKET ONE



## BRACKET TWO

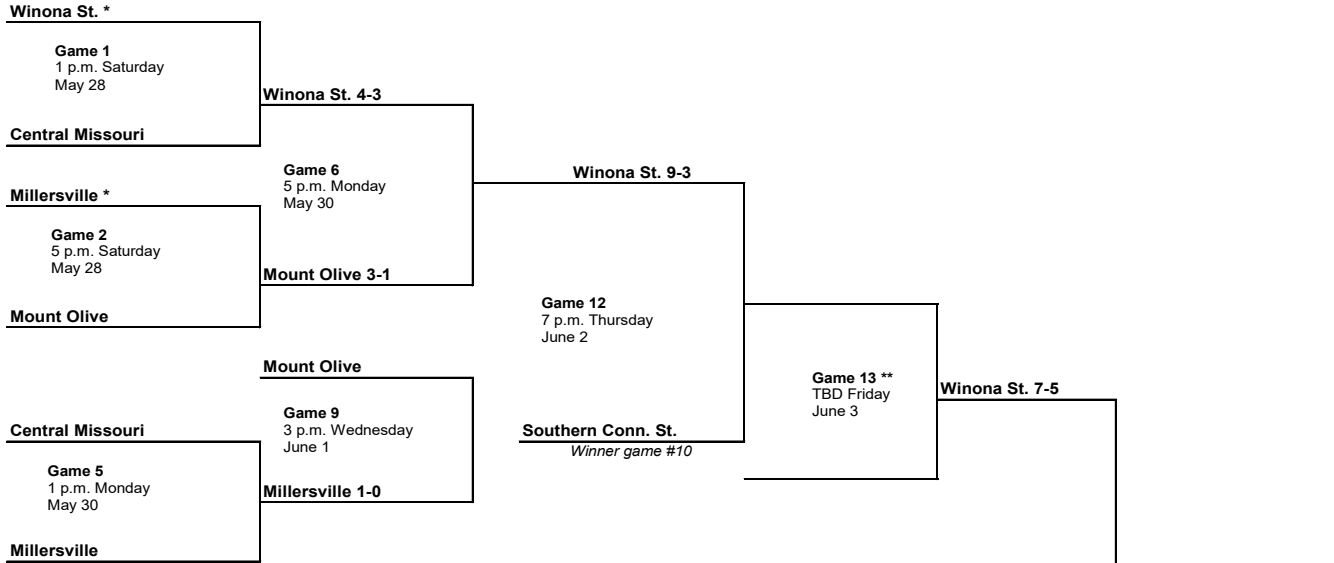




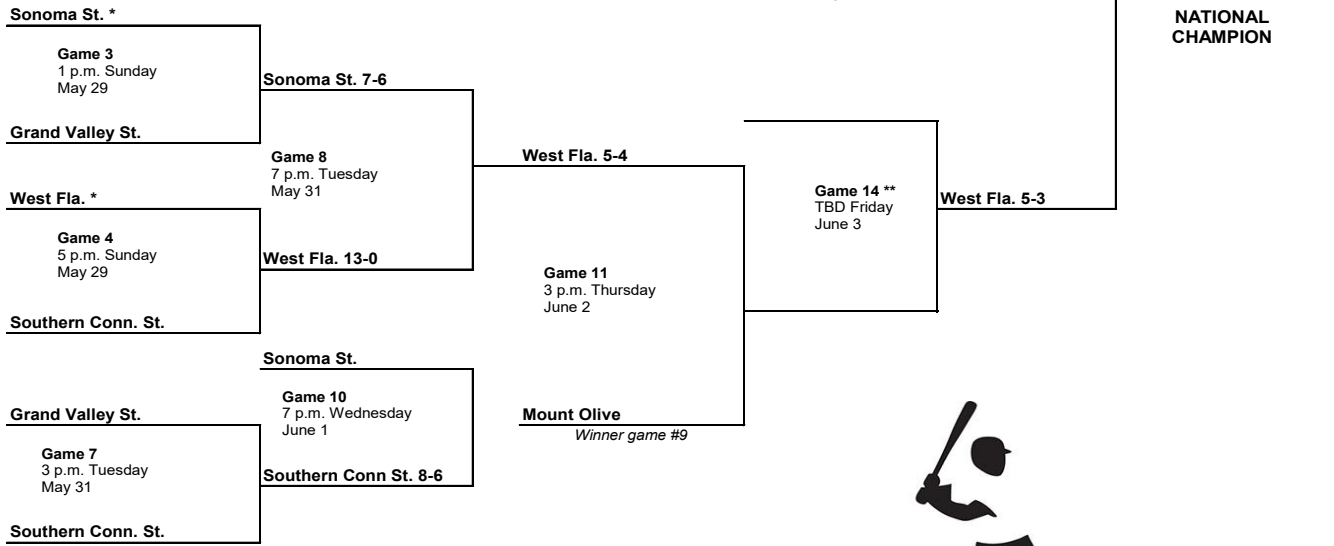
# 2011 NCAA Division II BASEBALL CHAMPIONSHIP

USA Baseball National Training Complex  
Cary, North Carolina  
May 28 to June 4, 2011

## BRACKET ONE



## BRACKET TWO



\*If both bracket winners are undefeated, there will be no games Friday and the championship will be Game 13.

\*\* If there are two games Friday, times will be 3 p.m. and 7 p.m., if only one game start will be 6 p.m.



**DII BASEBALL  
CHAMPIONSHIP**

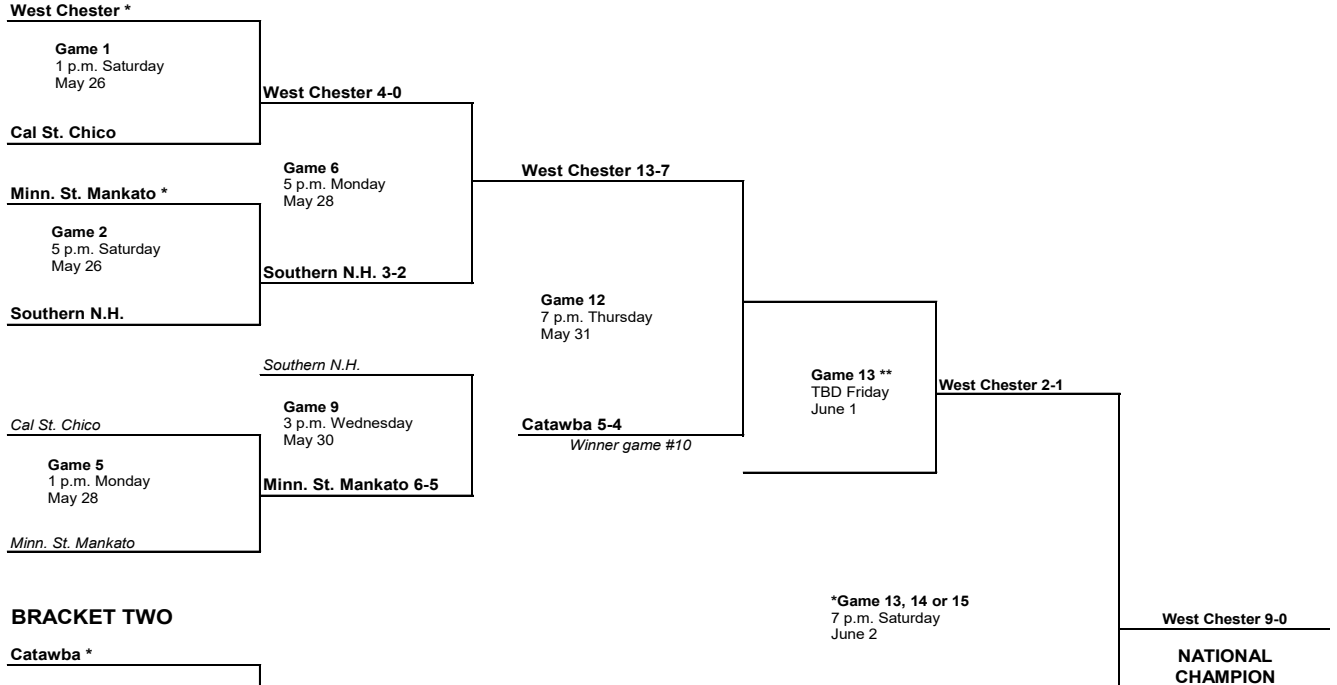
NCAA/10/25/10/RY



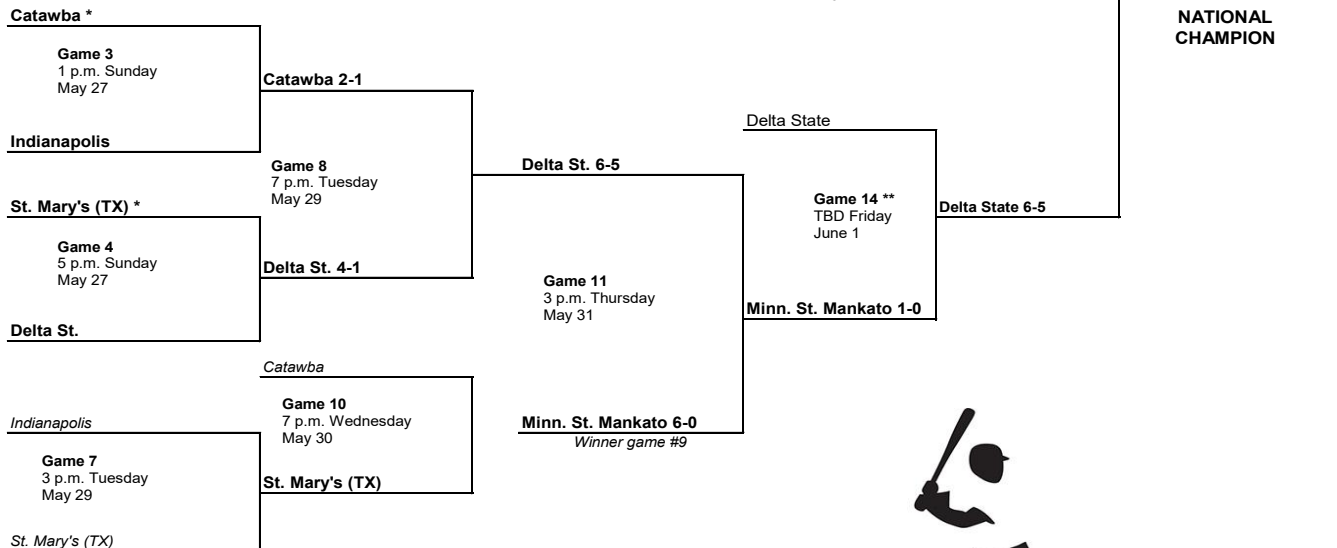
# 2012 NCAA Division II BASEBALL CHAMPIONSHIP

USA Baseball National Training Complex  
Cary, North Carolina  
May 26 to June 2, 2012

## BRACKET ONE



## BRACKET TWO



\*If both bracket winners are undefeated, there will be no games Friday and the championship will be Game 13.

\*\* If there are two games Friday, times will be 3 p.m. and 7 p.m., if only one game start will be 6 p.m.



**DII BASEBALL  
CHAMPIONSHIP**


[http://documentcenter.ncaa.org/cc/champs/CT/BaseballDII/DoesBaseballDII\\_2012BracketwithTeams\\_060711\\_RY\\_hw.xls](http://documentcenter.ncaa.org/cc/champs/CT/BaseballDII/DoesBaseballDII_2012BracketwithTeams_060711_RY_hw.xls)



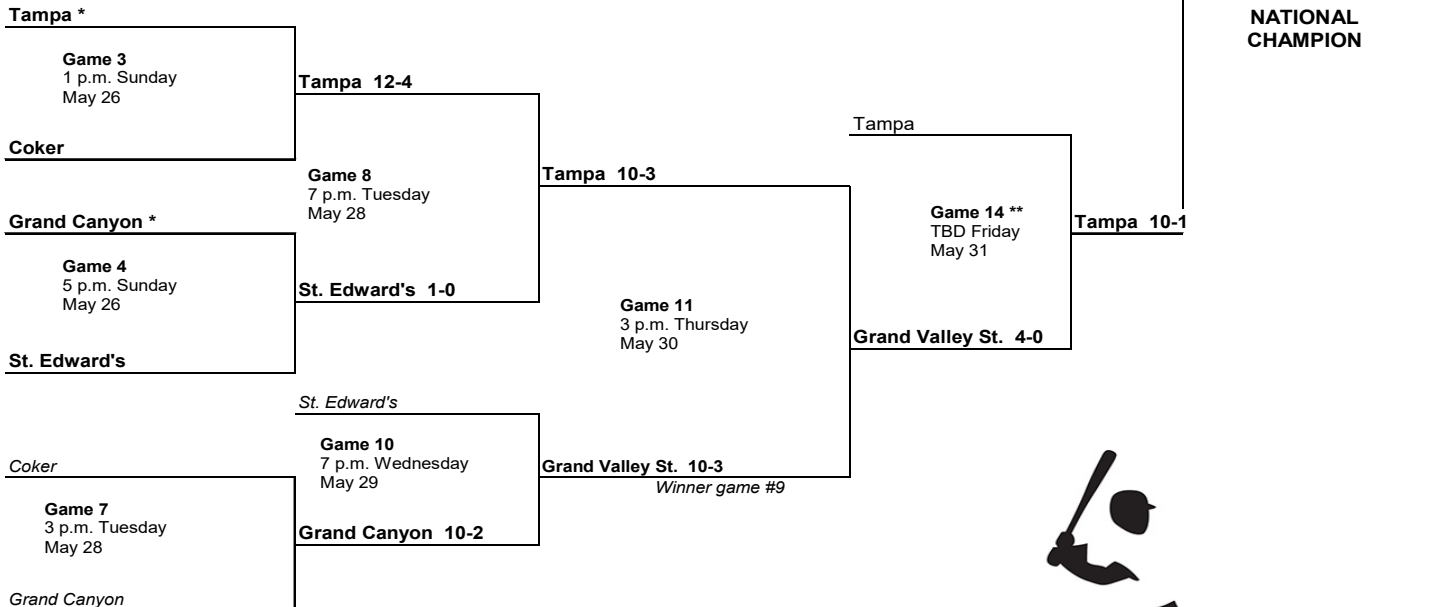
# 2013 NCAA Division II BASEBALL CHAMPIONSHIP

USA Baseball National Training Complex  
Cary, North Carolina  
May 25 to June 1, 2013

## BRACKET ONE



## BRACKET TWO



\*If both bracket winners are undefeated, there will be no games Friday and the championship will be Game 13.

\*\* If there are two games Friday, times will be 3 p.m. and 7 p.m., if only one game start will be 6 p.m.




**DII BASEBALL  
CHAMPIONSHIP**




# 2014 NCAA Division II BASEBALL CHAMPIONSHIP

USA Baseball National Training Complex  
Cary, North Carolina  
May 24 - 31, 2014

## BRACKET ONE



## BRACKET TWO



\*If both bracket winners are undefeated, there will be no games Friday and the championship will be Game 13.

\*\* If there are two games Friday, times will be 3 p.m. and 7 p.m., if only one game start will be 6 p.m.

© 2014 National Collegiate Athletic Association. No commercial use without the NCAA's written permission. The NCAA opposes all forms of sports wagering.



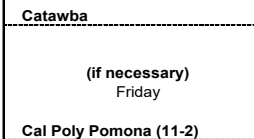
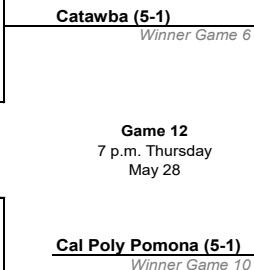
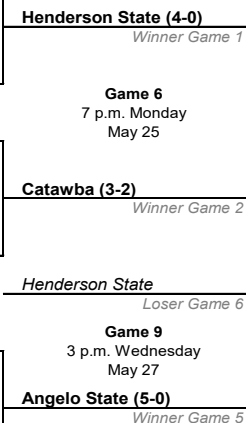
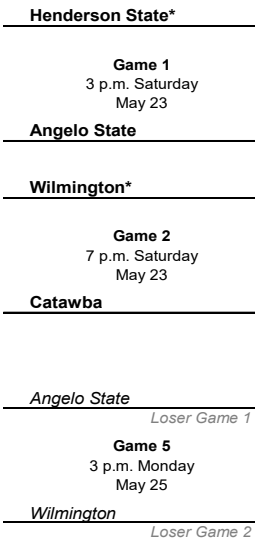
**DII BASEBALL  
CHAMPIONSHIP**



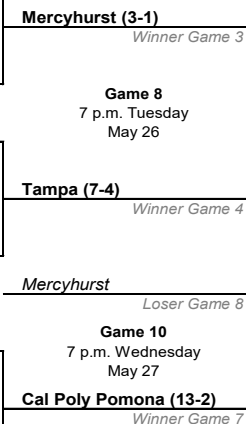
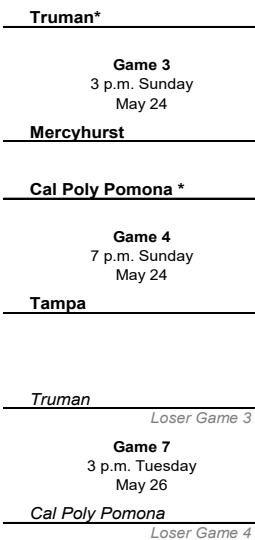
# 2015 NCAA Division II BASEBALL CHAMPIONSHIP

USA Baseball National Training Complex  
Cary, North Carolina  
May 23 - 30, 2015

## BRACKET ONE



## BRACKET TWO

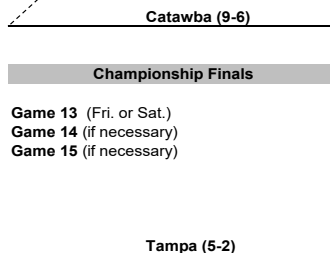


### Bracket Notes:

1. If after Game 11 both teams have one loss, these teams will play an 'if necessary' game at 3 pm on Friday
2. If after Game 12 both teams have one loss, these teams will play an 'if necessary' game on Friday. If this is the only game scheduled for Friday it will play at 3 pm. If there are two games, it will be played at 7 pm
3. If any 'if necessary' games are played on Friday, Games 13 and 14 (if necessary) will be played at 3 pm and 7 pm on Saturday.
4. If the winners of Game 11 and Game 12 are both undefeated, they will play Game 13 at 3 pm on Friday, Game 14 at 3 pm on Saturday, and Game 15 (if necessary) at 7 pm on Saturday.



**DII BASEBALL  
CHAMPIONSHIP**



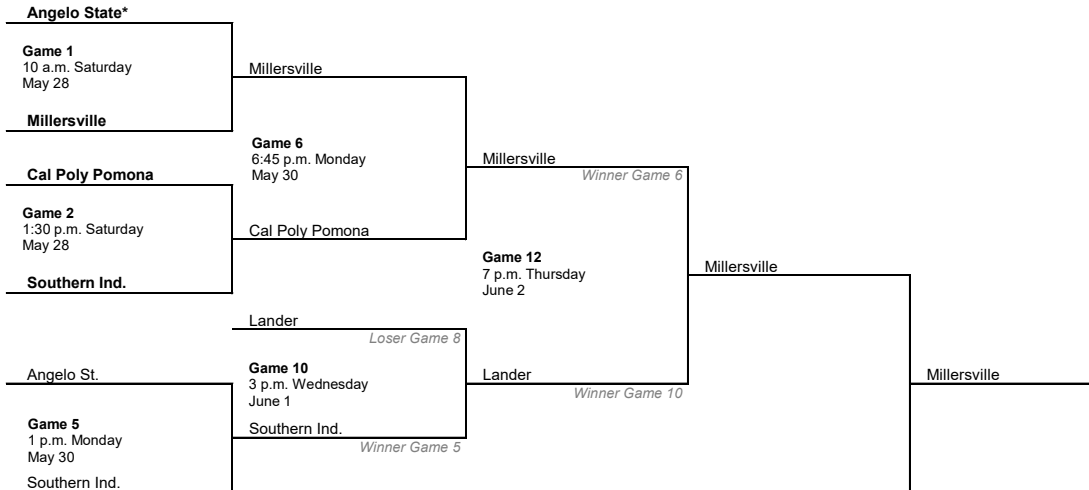
**NATIONAL  
CHAMPION**



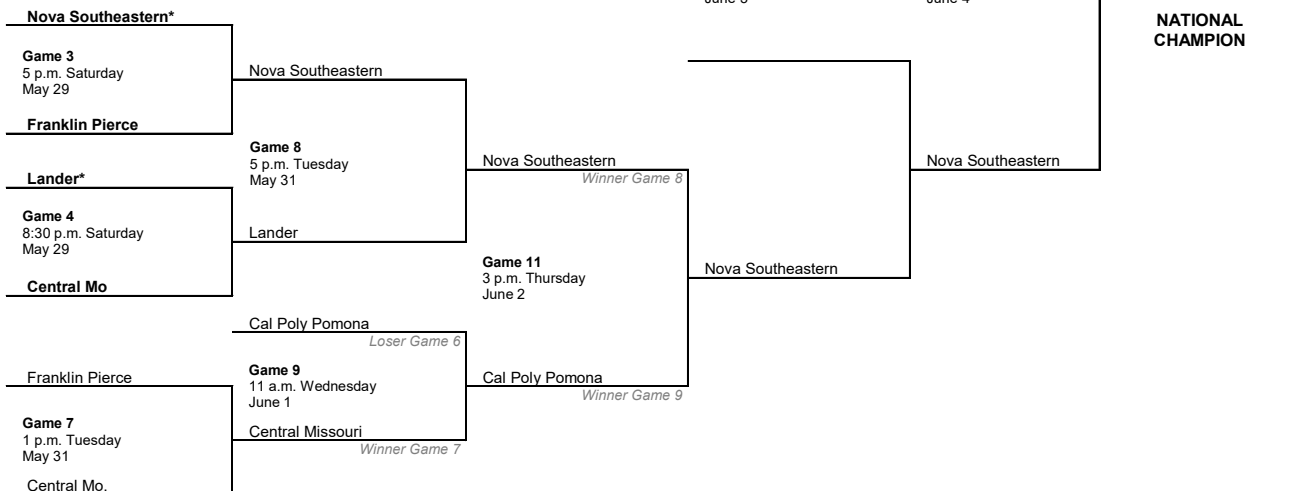
# 2016 NCAA Division II Baseball Championship

May 28- June 4, 2016

## BRACKET ONE



## BRACKET TWO




\* Denotes home team

ALL times are Eastern time

### Bracket Notes:

- 1 If after Game 11 both teams have one loss, these teams will play an "if necessary" game at 3 p.m. on Friday, June 3.
- 2 If after Game 12 both teams have one loss, these teams will play an "if necessary" game on Friday, June 3. If this is the only game on Friday, it will be played at 3 p.m. If there are two games, it will be at 7 p.m.
- 3 If any "if necessary games" are played on Friday, June 3, Games 14 and 15 (if necessary) will be played at 3 p.m. and 7 p.m. on Saturday, June 4.
- 4 If the winners of Games 11 and 12 are both undefeated, they will play Game 13 at 3 p.m. on Friday, June 3; Game 14 at 3 p.m. on Saturday, June 4; and Game 15 (if necessary) at 7 p.m. on Saturday, June 4.



© 2016 National Collegiate Athletic Association. No commercial use without the NCAA's written permission. The NCAA opposes all forms of sports wagering.

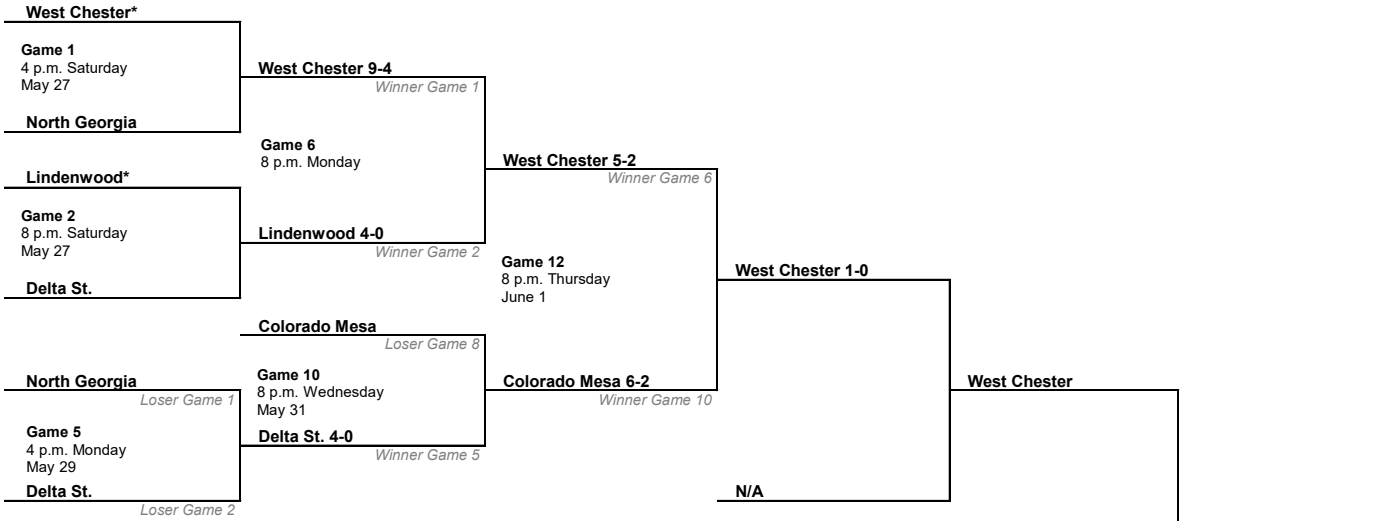





# 2017 NCAA Division II Baseball Championship

May 27- June 3, 2017

## BRACKET ONE



## BRACKET TWO




\* Denotes home team

ALL times are Eastern time

### Bracket Notes:

- 1 If after Game 11 both teams have one loss, these teams will play an "if necessary" game at 3 p.m. on Friday, June 2.
- 2 If after Game 12 both teams have one loss, these teams will play an "if necessary" game on Friday, June 2. If this is the only game on Friday, it will be played at 3 p.m. If there are two games, it will be at 7 p.m.
- 3 If any "if necessary games" are played on Friday, June 2, Games 14 and 15 (if necessary) will be played at 3 p.m. and 7 p.m. on Saturday, June 3.
- 4 If the winners of Games 11 and 12 are both undefeated, they will play Game 13 at 3 p.m. on Friday, June 2; Game 14 at 3 p.m. on Saturday, June 3; and Game 15 (if necessary) at 7 p.m. on Saturday, June 3.





# 2018 NCAA Division II Baseball Championship

May 26- June 2, 2018

## BRACKET ONE

4 Southern N.H.

Game 1  
3 p.m. Saturday  
May 26

Augustana 5-2

Winner Game 1

5 Augustana

Game 6  
8 p.m. Sunday  
May 27

Augustana 6-5

Winner Game 6

8 Southern Ind.

Game 2  
7 p.m. Saturday  
May 26

Florida Southern 5-3

Winner Game 2

1 Florida Southern

UC San Diego

Loser Game 8

Game 12  
1:30 p.m. Thursday  
May 31

Augustana 8-2

Southern N.H.

Loser Game 1

Game 10  
7 p.m. Wednesday  
May 30

Southern N.H. 7-4

Winner Game 10

Augustana

Game 5  
4 p.m. Sunday  
May 27

Southern N.H. 3-0

Winner Game 5

Southern Ind.

Loser Game 2

## BRACKET TWO

3 UC San Diego

Game 3  
10 a.m. Sunday  
May 27

UC San Diego 4-0

Winner Game 3

6 Texas A&M-Kingsville

Game 8  
8:30 p.m. Tuesday  
May 29

Columbus St. 6-0

Winner Game 8

2 Columbus St.

Game 4  
1 p.m. Sunday  
May 27

Columbus St. 8-1

Winner Game 4

Columbus St.

Game 13  
1 p.m. Friday  
June 1

Columbus St. 11-6

7 Mercyhurst

Florida Southern

Loser Game 6

Game 11  
10 a.m. Thursday  
May 31

Florida Southern 3-2

Texas A&M-Kingsville

Loser Game 3

Game 9  
3 p.m. Wednesday  
May 30

Florida Southern 8-0

Winner Game 9

Game 7  
5 p.m. Tuesday  
May 29

Texas A&M-Kingsville 9-0

Winner Game 7

Mercyhurst

Loser Game 4

USA Baseball  
National Training Complex  
Cary, North Carolina  
Noon  
Saturday, June 2  
Live on NCAA.com

Augustana 3-2

**NATIONAL  
CHAMPION**

\* Denotes home team

ALL times are Eastern time

Bracket Notes:

- 1 If after Game 11 both teams have one loss, these teams will play an "if necessary" game at 3 p.m. on Friday, June 1.
- 2 If after Game 12 both teams have one loss, these teams will play an "if necessary" game on Friday, June 1. If this is the only game on Friday, it will be played at 3 p.m. If there are two games, it will be at 7 p.m.
- 3 If any "if necessary games" are played on Friday, June 1, Games 14 and 15 (if necessary) will be played at 3 p.m. and 7 p.m. on Saturday, June 2.
- 4 If the winners of Games 11 and 12 are both undefeated, they will play Game 13 at 3 p.m. on Friday, June 1; Game 14 at 3 p.m. on Saturday, June 2; and Game 15 (if necessary) at 7 p.m. on Saturday, June 2.

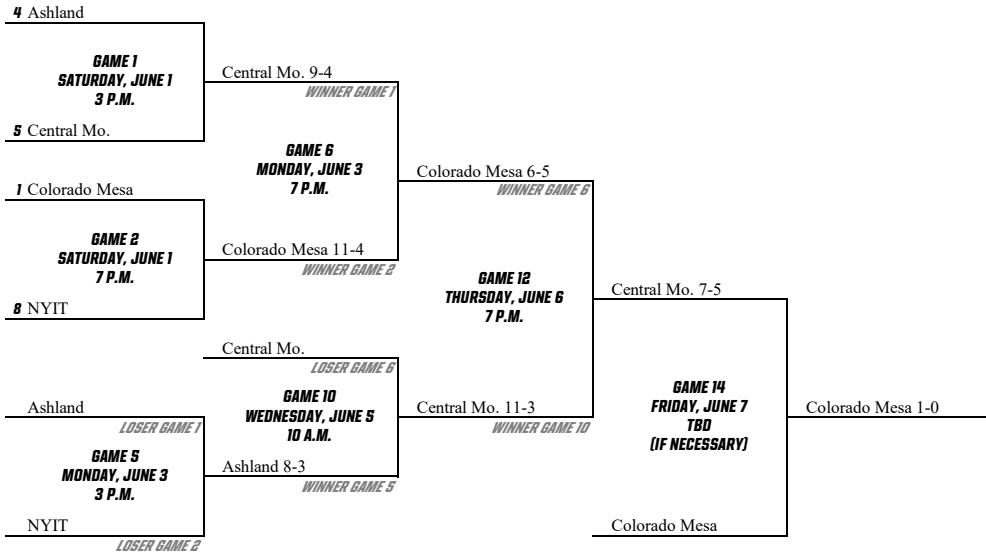
© 2018 National Collegiate Athletic Association. No commercial use without the NCAA's written permission.  
The NCAA opposes all forms of sports wagering.



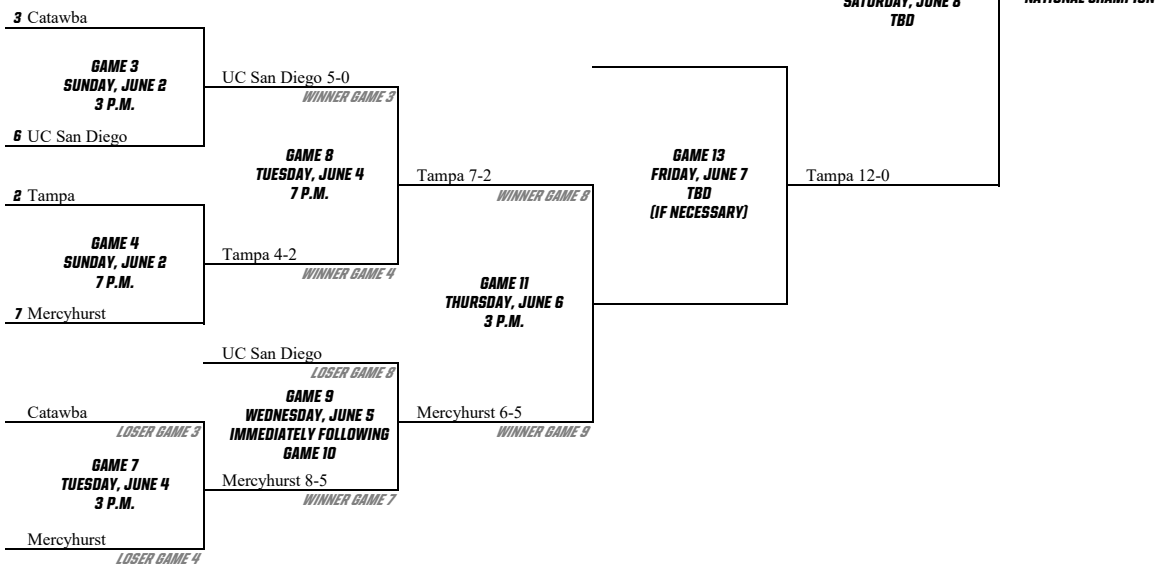
# 2019 NCAA DIVISION II BASEBALL CHAMPIONSHIP

JUNE 1- JUNE 8, 2019

## BRACKET ONE



## BRACKET TWO



\* DENOTES HOME TEAM

ALL TIMES ARE EASTERN TIME

### BRACKET NOTES:

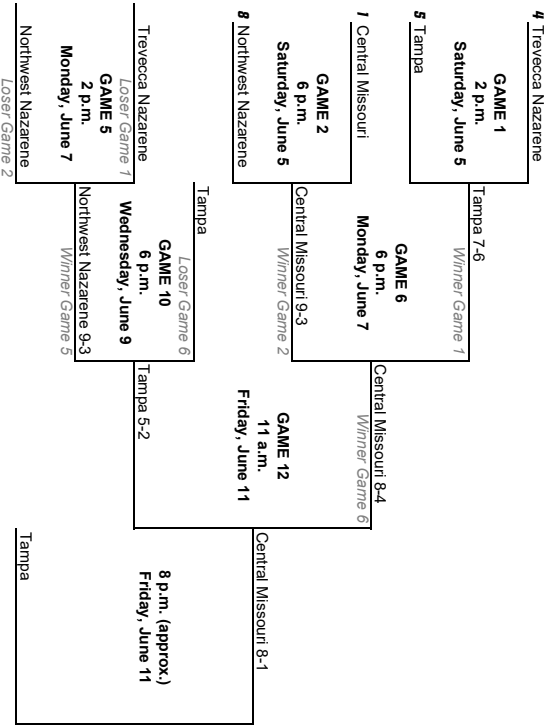
- 1 IF AFTER GAME 11 BOTH TEAMS HAVE ONE LOSS, THESE TEAMS WILL PLAY AN "IF NECESSARY" GAME AT 3 P.M. ON FRIDAY, JUNE 7.
- 2 IF AFTER GAME 12 BOTH TEAMS HAVE ONE LOSS, THESE TEAMS WILL PLAY AN "IF NECESSARY" GAME ON FRIDAY, JUNE 7. IF THIS IS THE ONLY GAME ON FRIDAY, IT WILL BE PLAYED AT 3 P.M. IF THERE ARE TWO GAMES, IT WILL BE AT 7 P.M.
- 3 IF ANY "IF NECESSARY GAMES" ARE PLAYED ON FRIDAY, JUNE 7, GAMES 14 AND 15 (IF NECESSARY) WILL BE PLAYED AT 3 P.M. AND 7 P.M. ON SATURDAY, JUNE 8.
- 4 IF THE WINNERS OF GAMES 11 AND 12 ARE BOTH UNDEFEATED, THEY WILL PLAY GAME 13 AT 3 P.M. ON FRIDAY, JUNE 7; GAME 14 AT 3 P.M. ON SATURDAY, JUNE 8; AND GAME 15 (IF NECESSARY) AT 7 P.M. ON SATURDAY, JUNE 8.

© 2018 NATIONAL COLLEGIATE ATHLETIC ASSOCIATION. NO COMMERCIAL USE WITHOUT THE NCAA'S WRITTEN PERMISSION. THE NCAA OPPOSES ALL FORMS OF SPORTS WAGERING.

# 2021 NCAA DIVISION II BASEBALL CHAMPIONSHIP

JUNE 5-12, 2021  
USA BASEBALL NATIONAL TRAINING COMPLEX  
CARY, NORTH CAROLINA

## BRACKET ONE

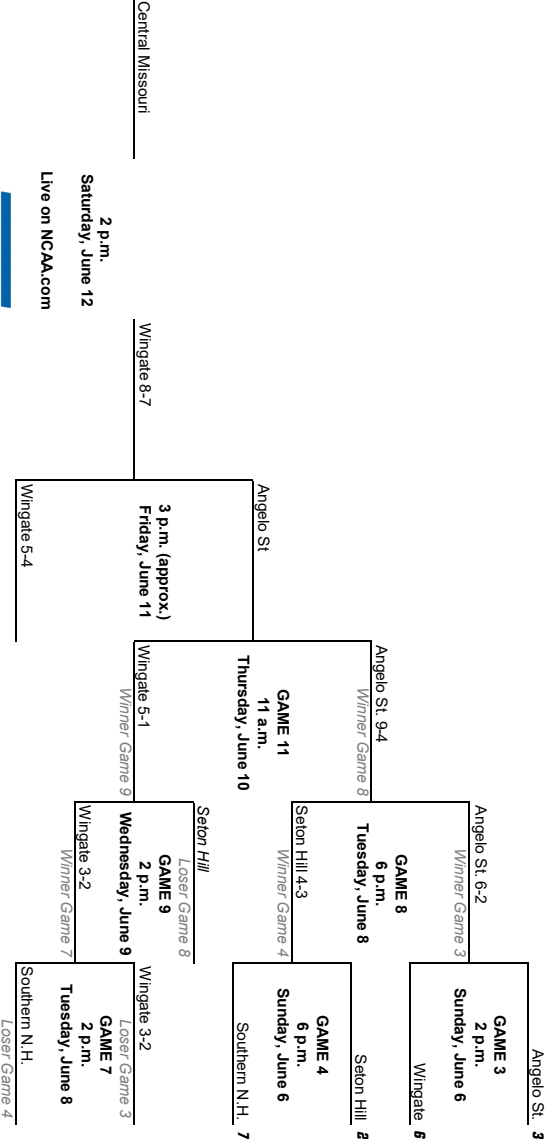


\* Denotes home team  
All times are Eastern time  
All dates and times subject to change



2 p.m.  
Saturday, June 12  
Live on NCAA.com

## BRACKET TWO



**Bracket Notes:**  
1 If after Game 11 both teams have one loss, these teams will play an "if necessary" game at 2 p.m. on Friday, June 11.

2 If after Game 12 both teams have one loss, these teams will play an "if necessary" game on Friday, June 11. If this is the only game on Friday, it will be played at 2 p.m. If there are two games, it will be at 6 p.m.


3 If any "if necessary games" are played on Friday, June 11, Game 14 will be played at 2 p.m. and Game 15 (if necessary) will be played immediately following Game 14 on June 12.

4 If the winners of Games 11 and 12 are both undefeated, they play Game 13 at 2 p.m. on Friday, June 11; Game 14 at 2 p.m. and Game 15 (if necessary) immediately following Game 14 on Saturday, June 12.

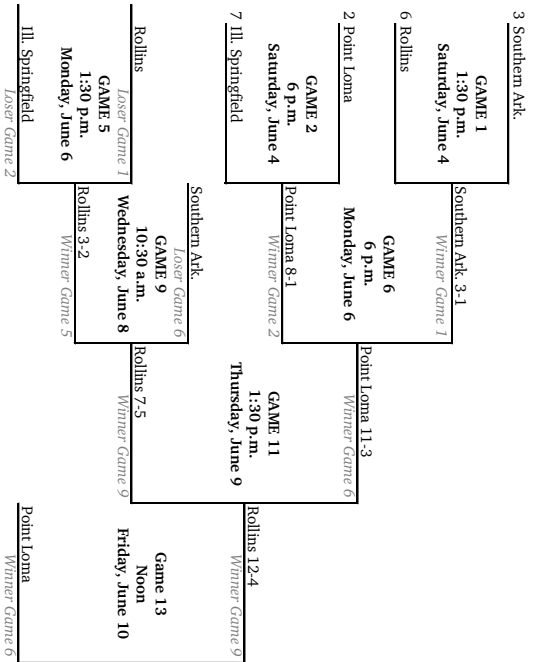
© 2021 NATIONAL COLLEGIATE ATHLETIC ASSOCIATION. NO COMMERCIAL USE WITHOUT THE NCAA'S WRITTEN PERMISSION.  
THE NCAA OPPOSES ALL FORMS OF SPORTS WAGERING.

# 2022 NCAA Division II Baseball Championship

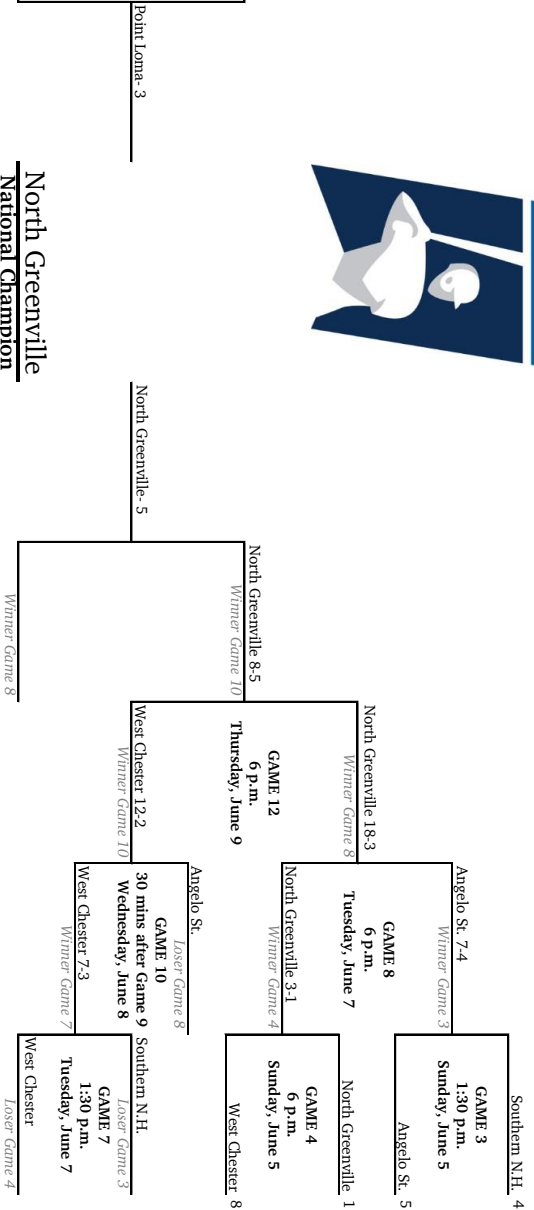
June 4-11, 2022  
 USA Baseball National Training Complex  
 Cary, North Carolina



## BRACKET ONE



## BRACKET TWO



\* Denotes home team  
 All times are Eastern time  
 All dates and times subject to change

### Bracket Notes:

- 1 If after Game 11 both teams have one loss, these teams will play an "if necessary" game on Friday, June 10 at 1:30 p.m.
- 2 If after Game 12 both teams have one loss, these teams will play an "if necessary" game on Friday, June 10. If this is the only game on Friday, it will be played at 1:30 p.m. If there are two games, it will be played at 6 p.m.
- 3 If a single "if necessary game" is played on Friday, June 10, Game 14 will be played at 1:30 p.m. and Game 15 (if necessary) will be played immediately following Game 14 on June 11.
- 4 If the winners of Games 11 and 12 are both undefeated, they play Game 13 at 1:30 p.m. on Friday, June 10, Game 14 at 1:30 p.m. and Game 15 (if necessary) immediately following Game 14 on Saturday, June 11.



© 2022 National Collegiate Athletic Association. No commercial use without the NCAA's written permission.

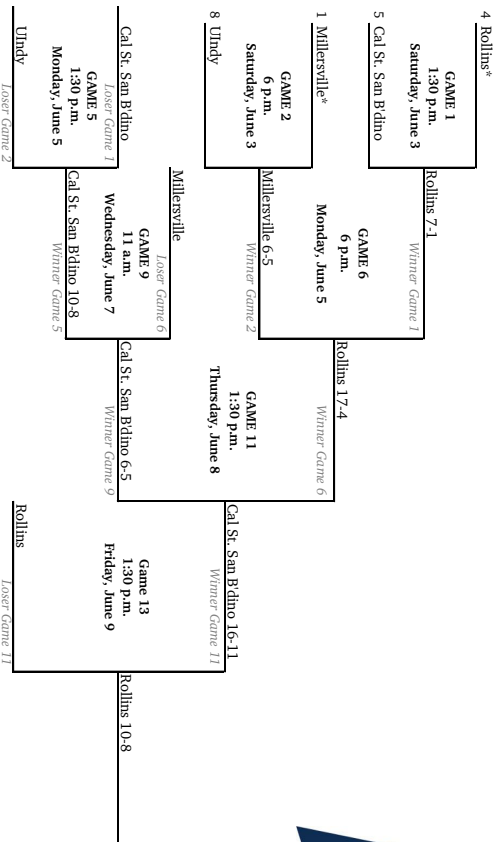
# 2023 NCAA DIVISION II BASEBALL CHAMPIONSHIP

June 3-10, 2023

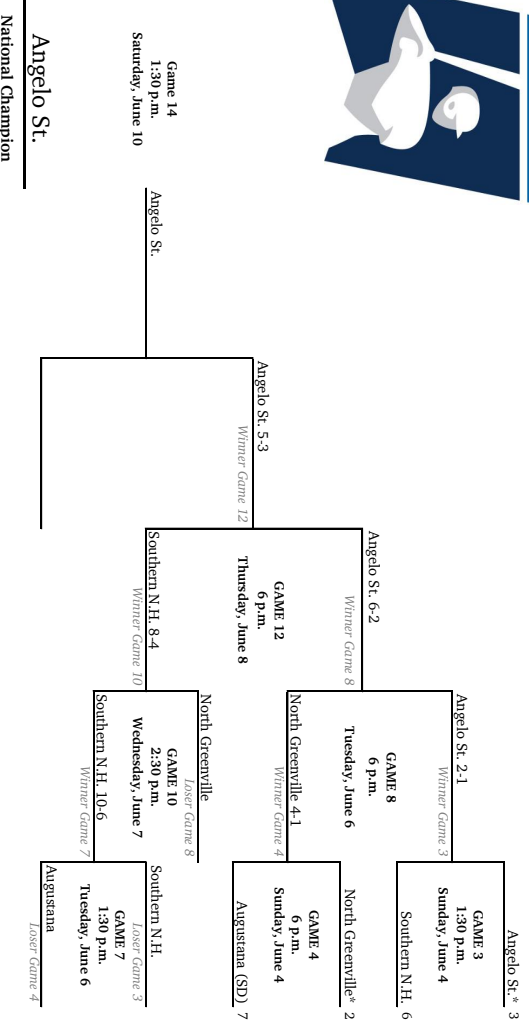
USA Baseball National Training Complex  
Cary, North Carolina



## BRACKET ONE



## BRACKET TWO



Angelo St.  
National Champion

\* Denotes home team  
All times are Eastern time  
All dates and times subject to change

### Bracket Notes:

- 1 If after Game 11 both teams have one loss, these teams will play an "if necessary" game on Friday, June 10 at 1:30 p.m.
- 2 If after Game 12 both teams have one loss, these teams will play an "if necessary" game on Friday, June 9. If this is the only game on Friday, it will be played at 1:30 p.m. If there are two games, it will be played at 6 p.m.
- 3 If a single "if necessary game" is played on Friday, June 9, Game 14 will be played at 1:30 p.m. and Game 15 (if necessary) will be played immediately following Game 14 on June 10.
- 4 If the winners of Games 11 and 12 are both undefeated, they play Game 13 at 1:30 p.m. on Friday, June 9; Game 14 at 1:30 p.m. and Game 15 (if necessary) immediately following Game 14 on Saturday, June 10.

© 2023 National Collegiate Athletic Association. No commercial use without the NCAA's written permission.