



## ***2024 FROZEN FOUR RECORDS BOOK***

**The History of the Men's Ice Hockey Tournament,  
Including Single-Game, Year, Career Records,  
Tournament, Frozen Four and Championship Game Records,  
Coaching Records, Championship Brackets.**



**THE NATIONAL COLLEGIATE ATHLETIC ASSOCIATION**

**P.O. Box 6222**

**Indianapolis, Indiana 46206-6222**

**317/917-6222**

**August 2020**

Researched and Compiled By:

John Painter, Assistant Director of Statistics, Mark Bedics, Associate Director of Media Coordination and Championships and Philip Pierce, Assistant Director, Media Coordination and Statistics

Distributed to Division I ice hockey sports information directors and conference publicity directors.

NCAA, NCAA logo and National Collegiate Athletic Association are registered marks of the Association and use in any manner is prohibited unless prior approval is obtained from the Association.

Original research by John Painter.

Photos and information courtesy of The Nielsen Company, ESPN, Danny Marchewka.

Copyright, 2022, by the National Collegiate Athletic Association.

Printed in the United States of America.

ISSN 1089-0092

# NCAA FROZEN FOUR RECORDS BOOK 1948-2022

<b>Frozen Four Records</b>	<b>5</b>
Championship Results	6
Frozen Four Facts	8
Frozen Four Records	9
Most Outstanding Players	14
All-Tournament Teams	16
<b>Championship Game Records</b>	<b>21</b>
Championship Game Records	22
<b>Regional Records</b>	<b>27</b>
Regional Records	28
All-Regional Teams	34
<b>Tournament Records</b>	<b>39</b>
Tournament Facts	40
Tournament Records	41
<b>Tournament History</b>	<b>49</b>
Tournament Won-Lost-Tied Records	50
Tournament Highlights	52
Seeding History	54
Annual Scoring Leaders	56
Overtime Games (107)	57
Shutout Games (65)	59
Longest Games (Top 20)	61
Television Ratings (since 1995)	62
Tournament Scoring Trends (1948-2022)	64
NCAA Division I Men's Ice Hockey Committee	65

<b>Coaching Records</b>	<b>67</b>
Coaching Facts	68
Team-By-Team Won-Lost-Tied Records	70
All-Time Coaches	76
<b>Attendance Records and Sites</b>	<b>81</b>
Largest Crowds	82
Frozen Four Attendance History	83
Regional Attendance History	85
Arena and Site Facts	88
Game Arenas By Site	90
Future Championship Dates and Sites	95
<b>Tournament Field</b>	<b>97</b>
All-Time Tournament Field	98
<b>Team Champions</b>	<b>107</b>
Team Champions	108
<b>All-Time Brackets</b>	<b>145</b>
Brackets	146



# FROZEN FOUR RECORDS

Championship Results.....	6
Frozen Four Facts.....	8
Frozen Four Records.....	9
Most Outstanding Players.....	14
All-Tournament Teams.....	16



# CHAMPIONSHIP RESULTS

Year	Champion (Record)	Coach	Score	Runner-Up	Semifinalist	Semifinalist	Site
1948	Michigan (20-2-1)	Vic Heyliger	8-4	Dartmouth	Boston College	Colorado Col.	Colorado Springs, Colo.
1949	Boston College (21-1)	Snooks Kelley	4-3	Dartmouth	Michigan	Colorado Col.	Colorado Springs, Colo.
1950	Colorado Col. (18-5-1)	Cheddy Thompson	13-4	Boston U.	Michigan	Boston College	Colorado Springs, Colo.
1951	Michigan (22-4-1)	Vic Heyliger	7-1	Brown	Boston U.	Colorado Col.	Colorado Springs, Colo.
1952	Michigan (22-4)	Vic Heyliger	4-1	Colorado Col.	Yale	St. Lawrence	Colorado Springs, Colo.
1953	Michigan (17-7)	Vic Heyliger	7-3	Minnesota	Rensselaer	Boston U.	Colorado Springs, Colo.
1954	Rensselaer (18-5)	Ned Harkness	5-4 (OT)	Minnesota	Michigan	Boston College	Colorado Springs, Colo.
1955	Michigan (18-5-1)	Vic Heyliger	5-3	Colorado Col.	Harvard	St. Lawrence	Colorado Springs, Colo.
1956	Michigan (20-2-1)	Vic Heyliger	7-5	Michigan Tech	St. Lawrence	Boston College	Colorado Springs, Colo.
1957	Colorado Col. (25-5)	Tom Bedecki	13-6	Michigan	Clarkson	Harvard	Colorado Springs, Colo.
1958	Denver (24-10-2)	Murray Armstrong	6-2	North Dakota	Clarkson	Harvard	Minneapolis
1959	North Dakota (20-10-1)	Bob May	4-3 (OT)	Michigan St.	Boston College	St. Lawrence	Troy, N.Y.
1960	Denver (27-4-3)	Murray Armstrong	5-3	Michigan Tech	Boston U.	St. Lawrence	Boston
1961	Denver (30-1-1)	Murray Armstrong	12-2	St. Lawrence	Minnesota	Rensselaer	Denver
1962	Michigan Tech (29-3)	John MacInnes	7-1	Clarkson	Michigan	St. Lawrence	Utica, N.Y.
1963	North Dakota (22-7-3)	Barry Thorndycraft	6-5	Denver	Clarkson	Boston College	Chestnut Hill, Mass.
1964	Michigan (24-4-1)	Al Renfrew	6-3	Denver	Rensselaer	Providence	Denver
1965	Michigan Tech (24-5-2)	John MacInnes	8-2	Boston College	North Dakota	Brown	Providence, R.I.
1966	Michigan St. (16-13)	Amo Bessone	6-1	Clarkson	Denver	Boston U.	Minneapolis
1967	Cornell (27-1-1)	Ned Harkness	4-1	Boston U.	Michigan St.	North Dakota	Syracuse, N.Y.
1968	Denver (28-5-1)	Murray Armstrong	4-0	North Dakota	Cornell	Boston College	Duluth, Minn.
1969	Denver (26-6)	Murray Armstrong	4-3	Cornell	Harvard	Michigan Tech	Colorado Springs, Colo.
1970	Cornell (29-0)	Ned Harkness	6-4	Clarkson	Wisconsin	Michigan Tech	Lake Placid, N.Y.
1971	Boston U. (28-2-1)	Jack Kelley	4-2	Minnesota	Denver	Harvard	Syracuse, N.Y.
1972	Boston U. (26-4-1)	Jack Kelley	4-0	Cornell	Wisconsin	Denver	Boston
1973	Wisconsin (29-9-2)	Bob Johnson	4-2	#Denver	Boston College	Cornell	Boston
1974	Minnesota (22-11-6)	Herb Brooks	4-2	Michigan Tech	Boston U.	Harvard	Boston
1975	Michigan Tech (32-10)	John MacInnes	6-1	Minnesota	Boston U.	Harvard	St. Louis
1976	Minnesota (27-13-2)	Herb Brooks	6-4	Michigan Tech	Brown	Boston U.	Denver
1977	Wisconsin (37-7-1)	Bob Johnson	6-5 (OT)	Michigan	Boston U.	New Hampshire	Detroit
1978	Boston U. (30-2)	Jack Parker	5-3	Boston College	Bowling Green	Wisconsin	Providence, R.I.
1979	Minnesota (32-11-1)	Herb Brooks	4-3	North Dakota	Dartmouth	New Hampshire	Detroit
1980	North Dakota (31-8-1)	Gino Gasparini	5-2	Northern Mich.	Dartmouth	Cornell	Providence, R.I.
1981	Wisconsin (27-14-1)	Bob Johnson	6-3	Minnesota	Michigan Tech	Northern Mich.	Duluth, Minn.
1982	North Dakota (35-12)	Gino Gasparini	5-2	Wisconsin	Northeastern	New Hampshire	Providence, R.I.
1983	Wisconsin (33-10-4)	Jeff Sauer	6-2	Harvard	Providence	Minnesota	Grand Forks, N.D.
1984	Bowling Green (34-8-2)	Jerry York	5-4 (4 OT)	Minn. Duluth	North Dakota	Michigan St.	Lake Placid, N.Y.
1985	Rensselaer (35-2-1)	Mike Addesa	2-1	Providence	Minn. Duluth	Boston College	Detroit
1986	Michigan St. (34-9-2)	Ron Mason	6-5	Harvard	Minnesota	Denver	Providence, R.I.
1987	North Dakota (40-8)	Gino Gasparini	5-3	Michigan St.	Minnesota	Harvard	Detroit
1988	Lake Superior St. (33-7-6)	Frank Anzalone	4-3 (OT)	St. Lawrence	Maine	Minnesota	Lake Placid, N.Y.
1989	Harvard (31-3)	Bill Cleary	4-3 (OT)	Minnesota	Michigan St.	Maine	St. Paul, Minn.
1990	Wisconsin (36-9-1)	Jeff Sauer	7-3	Colgate	Boston College	Boston U.	Detroit
1991	Northern Mich. (38-5-4)	Rick Comley	8-7 (3 OT)	Boston U.	Clarkson	Maine	St. Paul, Minn.
1992	Lake Superior St. (29-9-4)	Jeff Jackson	5-3	#Wisconsin	Michigan	Michigan St.	Albany, N.Y.
1993	Maine (42-1-2)	Shawn Walsh	5-4	Lake Superior St.	Boston U.	Michigan	Milwaukee
1994	Lake Superior St. (31-10-4)	Jeff Jackson	9-1	Boston U.	Harvard	Minnesota	St. Paul, Minn.
1995	Boston U. (31-6-3)	Jack Parker	6-2	Maine	Michigan	Minnesota	Providence, R.I.
1996	Michigan (32-7-2)	Red Berenson	3-2 (OT)	Colorado Col.	Boston U.	Vermont	Cincinnati
1997	North Dakota (31-10-2)	Dean Blais	6-4	Boston U.	Colorado Col.	Michigan	Milwaukee
1998	Michigan (32-11-1)	Red Berenson	3-2 (OT)	Boston College	New Hampshire	Ohio St.	Boston
1999	Maine (31-6-4)	Shawn Walsh	3-2 (OT)	New Hampshire	Boston College	Michigan St.	Anaheim, Calif.
2000	North Dakota (31-8-5)	Dean Blais	4-2	Boston College	Maine	St. Lawrence	Providence, R.I.
2001	Boston College (33-8-2)	Jerry York	3-2 (OT)	North Dakota	Michigan	Michigan St.	Albany, N.Y.
2002	Minnesota (32-8-4)	Don Lucia	4-3 (OT)	Maine	New Hampshire	Michigan	St. Paul, Minn.
2003	Minnesota (28-8-9)	Don Lucia	5-1	New Hampshire	Cornell	Michigan	Buffalo
2004	Denver (27-12-5)	George Gwozdecky	1-0	Maine	Boston College	Minn. Duluth	Boston
2005	Denver (32-9-2)	George Gwozdecky	4-1	North Dakota	Colorado Col.	Minnesota	Columbus, Ohio

Year	Champion (Record)	Coach	Score	Runner-Up	Semifinalist	Semifinalist	Site
2006	Wisconsin (30-10-3)	Mike Eaves	2-1	Boston College	North Dakota	Maine	Milwaukee
2007	Michigan St. (26-13-3)	Rick Comley	3-1	Boston College	North Dakota	Maine	St. Louis
2008	Boston College (25-11-8)	Jerry York	4-1	Notre Dame	Michigan	North Dakota	Denver
2009	Boston U. (35-6-4)	Jack Parker	4-3 (OT)	Miami (OH)	Vermont	Bemidji St.	Washington, D.C.
2010	Boston College (29-10-3)	Jerry York	5-0	Wisconsin	Miami (OH)	Rochester Inst.	Detroit
2011	Minn. Duluth (26-10-6)	Scott Sandelin	3-2 (OT)	Michigan	Notre Dame	North Dakota	St. Paul, Minn.
2012	Boston College (33-10-1)	Jerry York	4-1	Ferris St.	Minnesota	Union (NY)	Tampa
2013	Yale (22-12-3)	Keith Allain	4-0	Quinnipiac	UMass Lowell	St. Cloud St.	Pittsburgh
2014	Union (NY) (32-6-4)	Rick Bennett	7-4	Minnesota	Boston College	North Dakota	Philadelphia
2015	Providence (26-13-2)	Nate Leaman	4-3	Boston U.	North Dakota	Omaha	Boston
2016	North Dakota (34-6-4)	Brad Berry	5-1	Quinnipiac	Boston College	Denver	Tampa
2017	Denver (33-7-4)	Jim Montgomery	3-2	Minn. Duluth	Harvard	Notre Dame	Chicago
2018	Minn. Duluth (25-16-3)	Scott Sandelin	2-1	Notre Dame	Michigan	Ohio State	St. Paul, Minn.
2019	Minn. Duluth (29-11-2)	Scott Sandelin	3-0	Massachusetts	Denver	Providence	Buffalo
2021	Massachusetts (20-5-4)	Greg Carvel	5-0	St. Cloud St.	Minn. Duluth	Minnesota St.	Pittsburgh
2022	Denver (31-9-1)	David Carle	5-1	Minnesota St.	Michigan	Minnesota	Boston
2023	Quinnipiac (34-4-3)	Rand Pecknold	3-2 (OT)	Minnesota	Michigan	Boston U.	Tampa

*Semifinalists from 1949-89 denote third- and fourth-place finishes, respectively; all other years both teams tied for third.*

*#Participation in tournament vacated. Records since 1992 do not include games against Canadian teams.*

*\$The 2020 tournament in Detroit was not held due to the COVID-19 pandemic.*

# FROZEN FOUR FACTS

*\*Does not include vacated years*

## FROZEN FOUR APPEARANCES

27—Michigan, 1948-2023  
25—Boston College, 1948-2016  
23—Boston U., 1950-2023  
22—Minnesota, 1953-2023  
22—North Dakota, 1958-2016  
17—\*Denver, 1958-2019  
13—Harvard, 1955-2017  
11—Maine, 1988-2007  
11—Michigan St., 1959-2007  
11—\*Wisconsin, 1970-2010  
10—Colorado Col., 1948-2005  
10—Michigan Tech, 1956-81  
9—St. Lawrence, 1952-2000

## CONSECUTIVE FROZEN FOUR APPEARANCES

10—Michigan, 1948-57  
5—Colorado Col., 1948-52  
5—Boston U., 1974-78  
5—Boston U., 1993-97  
4—St. Lawrence, 1959-62  
4—Cornell, 1967-70  
4—Minn. Duluth, 2017-21  
4—Minnesota, 1986-89  
4—Michigan, 1995-98  
4—Boston College, 1998-2001  
4—North Dakota, 2005-08  
3—Boston College, 1948-50  
3—Michigan Tech, 1974-76  
3—Minnesota, 1974-76  
3—Lake Superior St., 1992-94  
3—Michigan, 2001-03  
3—North Dakota, 2014-16

## FROZEN FOUR WINS

25—Michigan, 1948-2011  
24—North Dakota, 1958-2016  
22—\*Denver, 1958-2022  
21—Boston U., 1950-2015  
21—Minnesota, 1953-2023  
18—Boston College, 1948-2012  
16—\*Wisconsin, 1970-2010  
11—Michigan Tech, 1956-81  
9—Minn. Duluth, 1984-2019  
8—Maine, 1988-2007  
8—Michigan St., 1959-2007  
7—Cornell, 1967-80  
7—Colorado Col., 1948-97  
7—Lake Superior St., 1988-94

## FROZEN FOUR WINNING PERCENTAGE (MINIMUM 4 GAMES)

.875—Lake Superior St., 1988-94 (7-1)  
.750—Bowling Green, 1978-84 (3-1)  
.750—Massachusetts, 2019-21 (3-1)  
.750—Yale, 1952-2013 (3-1)  
.727—\*Wisconsin, 1970-2010 (16-6)  
.688—\*Denver, 1958-2022 (22-10)  
.643—Minn. Duluth, 1984-2019 (9-5)  
.632—North Dakota, 1958-2016 (24-14)  
.600—Rensselaer, 1953-85 (6-4)  
.581—Michigan, 1948-2023 (25-18)  
.550—Michigan Tech, 1956-81 (11-9)  
.512—Minnesota, 1953-2023 (21-20)  
.500—Six teams tied

## NCAA CHAMPIONSHIPS

9—Denver  
9—Michigan  
8—North Dakota  
6—Wisconsin  
5—Boston College  
5—Boston U.  
5—Minnesota  
3—Lake Superior St.  
3—Michigan St.  
3—Michigan Tech  
3—Minn. Duluth  
2—Colorado Col.  
2—Cornell  
2—Maine  
2—Rensselaer  
1—Bowling Green  
1—Harvard  
1—Massachusetts  
1—Northern Mich.  
1—Providence  
1—Quinnipiac  
1—Union (NY)

# FROZEN FOUR RECORDS

*The following records include game, year and career marks set during the Frozen Four, which consists of the two national semifinal games, the former national third-place game (1949-89) and the national championship game. A national semifinal game is indicated by (NSF), a national third-place game by (N3d), a national championship game by (CH), and a performance later vacated by (\*). Any national semifinal game records not included in the listings are specifically noted below that category.*

## INDIVIDUAL, GAME

### GOALS

- 5—Carl Lawrence, Colorado Col. vs. Boston College, NSF, March 16, 1950
- 5—Gil Burford, Michigan vs. Boston College, N3d, March 18, 1950
- 4—Joe Riley, Dartmouth vs. Colorado Col., NSF, March 18, 1948
- 4—Chris Ray, Colorado Col. vs. Boston U., CH, March 18, 1950
- 4—Abbie Moore, Rensselaer vs. Boston U., N3d, March 14, 1953
- 4—Dick Dougherty, Minnesota vs. Boston College, NSF, March 11, 1954
- 4—Ron Stenlund, Michigan Tech vs. Boston College, NSF, March 15, 1956
- 4—Bob McCusker, Colorado Col. vs. Michigan, CH, March 16, 1957
- 4—Bob Van Lammers, Clarkson vs. Harvard, N3d, March 15, 1958
- 4—Murray Heatley, Wisconsin vs. Michigan Tech, N3d, March 21, 1970
- 4—Dave Westner, Cornell vs. Denver, NSF, March 17, 1972
- 4—Doug Smail, North Dakota vs. Northern Mich., CH, March 29, 1980

### FASTEST GAME-OPENING

#### GOAL

- :07—Al Karlander, Michigan Tech vs. Cornell, NSF, March 14, 1969
- :18—Gil Burford, Michigan vs. Dartmouth, NSF, March 17, 1949
- :20—Luc St. Jean, Clarkson vs. Cornell, CH, March 21, 1970
- :21—Sean Collins, New Hampshire vs. Maine, NSF, April 4, 2002
- :22—George McManama, Harvard vs. Michigan Tech, N3d, March 15, 1969

### FASTEST CONSECUTIVE

#### GOALS

- :13—Bert Dunn, Michigan vs. Boston U., NSF, March 13, 1953
- :16—Dave Gauthier, Harvard vs. Minnesota, NSF, March 13, 1975
- :16—Jarid Lukosevicius, Denver vs. Minn. Duluth, CH, April 8, 2017
- :20—Ron Zuke, Michigan Tech vs. Northern Mich., N3d, March 28, 1981
- :21—Gordie Peterkin, Rensselaer vs. Michigan, NSF, March 12, 1954

### FASTEST HAT TRICK

- 4:20—Warren Miller, Minnesota vs. Harvard, NSF, March 13, 1975
- 4:35—Jim Montgomery, Maine vs. Lake Superior St., CH, April 3, 1993
- 4:52—Gil Burford, Michigan vs. Boston College, N3d, March 18, 1950
- 5:35—Jon Anderson, Minnesota vs. Maine, NSF, March 31, 1989
- 7:14—Dan Lodboa, Cornell vs. Clarkson, CH, March 21, 1970

### ASSISTS

- 5—Bob Poffenroth, Wisconsin vs. Michigan Tech, N3d, March 21, 1970
- 5—Brendan Smith, Wisconsin vs. Rochester Inst., NSF, April 8, 2010
- 4—15 times, most recent: Brett Skinner, Denver vs. Colorado Col., NSF, April 7, 2005

### POINTS

- 7—John Mayasich, Minnesota vs. Boston College, NSF, March 11, 1954 (3 goals, 4 assists)
- 6—Wally Gacek, Michigan vs. Dartmouth, CH, March 20, 1948 (3 goals, 3 assists)
- 6—Gil Burford, Michigan vs. Colorado Col., N3d, March 19, 1949 (2 goals, 4 assists)
- 6—Chris Ray, Colorado Col. vs. Boston U., CH, March 18, 1950 (4 goals, 2 assists)
- 6—Dick Dougherty, Minnesota vs. Boston College, NSF, March 11, 1954 (4 goals, 2 assists)
- 6—Gene Campbell, Minnesota vs. Boston College, NSF, March 11, 1954 (3 goals, 3 assists)
- 6—Bob McCusker, Colorado Col. vs. Michigan, CH, March 16, 1957 (4 goals, 2 assists)
- 6—Bob Poffenroth, Wisconsin vs. Michigan Tech, N3d, March 21, 1970 (1 goal, 5 assists)
- 6—\*Peter McNab, Denver vs. Boston College, NSF, March 15, 1973 (3 goals, 3 assists)

### PENALTIES

- 8—Randy Skarda, Minnesota vs. Maine, N3d, April 2, 1988
- 5—Dick Starrak, Michigan vs. Dartmouth, NSF, March 17, 1949
- 5—Jack Capuano, Maine vs. Minnesota, N3d, April 2, 1988
- 4—14 times, most recent: Craig Woodcroft, Colgate vs. Wisconsin, CH, April 1, 1990

### SAVES

- 62—Chris Terreri, Providence vs. Boston College, NSF, March 28, 1985 (3 OT)
- 55—Eddie MacDonald, Clarkson vs. Colorado Col., NSF, March 14, 1957
- 55—Rick Kosti, Minn. Duluth vs. Bowling Green, CH, March 24, 1984 (4 OT)
- 52—Chris Terreri, Providence vs. Minnesota, N3d, March 26, 1983
- 52—Marty Turco, Michigan vs. Maine, NSF, March 30, 1995 (3 OT)

### SHUTOUTS

- Rick Best, Michigan Tech vs. Brown, NSF, March 19, 1965 (4-0)
- Ken Dryden, Cornell vs. North Dakota, NSF, March 16, 1967 (1-0)
- Gerry Powers, Denver vs. North Dakota, CH, March 16, 1968 (4-0)
- Ron Grahame, Denver vs. Harvard, N3d, March 20, 1971 (1-0)
- Tim Regan, Boston U. vs. Cornell, CH, March 18, 1972 (4-0)
- Terry Kleisinger, Wisconsin vs. New Hampshire, NSF, March 26, 1982 (5-0)
- Marc Behrend, Wisconsin vs. Providence, NSF, March 24, 1983 (2-0)
- Marty Turco, Michigan vs. Boston U., NSF, March 28, 1996 (4-0)
- Marty Turco, Michigan vs. New Hampshire, NSF, April 2, 1998 (4-0)
- Karl Goehring, North Dakota vs. Maine, NSF, April 6, 2000 (2-0)
- Karl Goehring, North Dakota vs. Michigan St., NSF, April 5, 2001 (2-0)
- Adam Berkhoel, Denver vs. Maine, CH, April 10, 2004 (1-0)
- John Muse, Boston College vs. Wisconsin, CH, April 10, 2010 (5-0)
- Shawn Hunwick, Michigan vs. North Dakota, NSF, April 7, 2011 (2-0)
- Jeff Malcolm, Yale vs. Quinnipiac, CH, April 13, 2013 (4-0)
- Hunter Shepard, Minn. Duluth vs. Massachusetts, CH, April 13, 2019 (3-0)
- Filip Lindberg, Massachusetts vs. St. Cloud St., CH, April 10, 2021 (5-0)

## INDIVIDUAL, YEAR

### GOALS

- 7—Bob McCusker, Colorado Col., 1957
- 6—Carl Lawrence, Colorado Col., 1950
- 6—Dick Dougherty, Minnesota, 1954
- 5—Wally Gacek, Michigan, 1948
- 5—Gil Burford, Michigan, 1950
- 5—Chris Ray, Colorado Col., 1950
- 5—Bill Cleary, Harvard, 1955
- 5—Bob Van Lammers, Clarkson, 1958
- 5—Bill Masterton, Denver, 1961
- 5—Terry Meagher, Boston U., 1975
- 5—Dave Silk, Boston U., 1977
- 5—Nathan Gerbe, Boston College, 2008

### ASSISTS

- 6—Tony Frasca, Colorado Col., 1950
- 6—Bill Robbins, Boston U., 1975
- 6—Jack O'Callahan, Boston U., 1978
- 5—20 times, most recent: Brock Boeser, North Dakota, 2016



## POINTS

- 9—Chris Ray, Colorado Col., 1950 (5 goals, 4 assists)
- 9—Tony Frasca, Colorado Col., 1950 (3 goals, 6 assists)
- 9—John Mayasich, Minnesota, 1954 (4 goals, 5 assists)
- 9—Dick Dougherty, Minnesota, 1954 (6 goals, 3 assists)
- 9—Bill MacFarland, Michigan, 1954 (4 goals, 5 assists)
- 9—Bob McCusker, Colorado Col., 1957 (7 goals, 2 assists)

## PENALTIES

- 9—Randy Skarda, Minnesota, 1988
- 8—Jack Capuano, Maine, 1988
- 6—Dick Starrak, Michigan, 1948
- 6—Dick Starrak, Michigan, 1949
- 6—Jim Archibald, North Dakota, 1984
- 6—Jim Johnson, Minn. Duluth, 1985

## SAVES

- 102—Chris Terreri, Providence, 1985
- 99—Eddie MacDonald, Clarkson, 1957
- 91—Jim Logue, Boston College, 1959
- 88—Lorne Howes, Michigan, 1955
- 88—Richie Broadbelt, St. Lawrence, 1962

## SAVE PERCENTAGE

### (Minimum two games)

- .986—Ken Dryden, Cornell, 1967 (1 goal allowed, 71 saves)
- .985—Tim Regan, Boston U., 1972 (1 goal allowed, 65 saves)
- .979—Hunter Shepard, Minn. Duluth, 2019 (1 goal allowed, 46 saves)
- .974—John Muse, Boston College, 2010 (1 goal allowed, 37 saves)
- .968—Gerry Powers, Denver, 1968 (1 goal allowed, 30 saves)

## GOALS-AGAINST AVERAGE

### (Minimum two games)

- 0.50—Ken Dryden, Cornell, 1967 (1 goal allowed)
- 0.50—Gerry Powers, Denver, 1968 (1 goal allowed)
- 0.50—Tim Regan, Boston U., 1972 (1 goal allowed)
- 0.50—John Muse, Boston College, 2010 (1 goal allowed)
- 0.50—Hunter Shepard, Minn. Duluth, 2019 (1 goal allowed)

## INDIVIDUAL, CAREER

## GOALS

- 9—Gil Burford, Michigan, 1949-51
- 8—Wally Gacek, Michigan, 1948-49
- 8—Dick Dougherty, Minnesota, 1953-54
- 8—Bill MacFarland, Michigan, 1954-56
- 8—Tom Rendall, Michigan, 1955-57
- 8—Bob Van Lammers, Clarkson, 1957-58
- 8—Dave Silk, Boston U., 1977-78

- 8—Nathan Gerbe, Boston College, 2006-08

## ASSISTS

- 9—Doug Philpott, Michigan, 1952-54
- 9—Terry Slater, St. Lawrence, 1959-61
- 9—Vic Stanfield, Boston U., 1974-75
- 8—Wally Grant, Michigan, 1948-50
- 8—Gil Burford, Michigan, 1949-51
- 8—Bill Robbins, Boston U., 1974-76
- 8—Brett Skinner, Denver, 2004-05
- 8—Brian Gibbons, Boston College, 2008-10

## POINTS

- 17—Gil Burford, Michigan, 1949-51 (9 goals, 8 assists)
- 16—Doug Philpott, Michigan, 1952-54 (7 goals, 9 assists)
- 14—Bill MacFarland, Michigan, 1954-56 (8 goals, 6 assists)
- 13—Dave Silk, Boston U., 1977-78 (8 goals, 5 assists)
- 13—Phil Sykes, North Dakota, 1980, 82 (7 goals, 6 assists)
- 13—Nathan Gerbe, Boston College, 2006-08 (8 goals, 5 assists)

## PENALTIES

- 12—Dick Starrak, Michigan, 1948-49
- 9—Bob Schiller, Michigan, 1955-57
- 9—Jim Archibald, North Dakota, 1982, 84
- 9—Randy Skarda, Minnesota, 1988
- 8—Jack Capuano, Maine, 1988
- 8—Todd Richards, Minnesota, 1986-89

## SAVES

- 208—Scott Clemmensen, Boston College, 1998-01
- 183—Ken Dryden, Cornell, 1967-69
- 177—\*Ron Grahame, Denver, 1971-73
- 163—Eddie MacDonald, Clarkson, 1957-58
- 162—Richie Broadbelt, St. Lawrence, 1961-62

## SAVE PERCENTAGE

### (Minimum three games)

- .966—John Muse, Boston College, 2008-10 (3 goals allowed, 86 saves)
- .966—Hunter Shepard, Minn. Duluth, 2018-19 (3 goals allowed, 84 saves)
- .957—Karl Goehring, North Dakota, 2000-01 (5 goals allowed, 110 saves)
- .951—Chris Terreri, Providence, 1983, 85 (8 goals allowed, 154 saves)
- .941—Marc Behrend, Wisconsin, 1981-83 (6 goals allowed, 96 saves)
- .938—Ken Dryden, Cornell, 1967-69 (12 goals allowed, 183 saves)
- .938—Bob Iwabuchi, North Dakota, 1979-80 (4 goals allowed, 60 saves)

## GOALS-AGAINST AVERAGE

### (Minimum three games)

- 0.75—John Muse, Boston College, 2008-10 (3 goals allowed)
- 0.75—Hunter Shepard, Minn. Duluth 2018-19 (3 goals allowed)

- 1.23—Karl Goehring, North Dakota, 2000-01 (5 goals allowed)
- 1.50—Gerry Powers, Denver, 1968-69 (6 goals allowed)
- 1.50—Bob Iwabuchi, North Dakota, 1979-80 (4 goals allowed)
- 1.50—Marc Behrend, Wisconsin, 1981-83 (6 goals allowed)

## GOALIE VICTORIES

- 4—Willard Ikola, Michigan, 1952-53-54 (1 loss)
- 4—Lorne Howes, Michigan, 1955-56 (0 losses)
- 4—George Kirkwood, Denver, 1960-61 (0 losses)
- 4—Ken Dryden, Cornell, 1967-69 (2 losses)
- 4—Gerry Powers, Denver, 1968-69 (0 losses)
- 4—Marc Behrend, Wisconsin, 1981-83 (0 losses)
- 4—Marty Turco, Michigan, 1995-98 (2 losses)
- 4—Scott Clemmensen, Boston College, 1998-01 (3 losses)
- 4—John Muse, Boston College, 2008-10 (0 losses)
- 4—Hunter Shepard, Minn. Duluth, 2018-19 (0 losses)

## GOALIEWINNING PERCENTAGE

### (Minimum three decisions)

- 1.000—Lorne Howes, Michigan, 1955-56 (4-0)
- 1.000—George Kirkwood, Denver, 1960-61 (4-0)
- 1.000—Gerry Powers, Denver, 1968-69 (4-0)
- 1.000—Marc Behrend, Wisconsin, 1981-83 (4-0)
- 1.000—John Muse, Boston College, 2008-10 (4-0)
- 1.000—Hunter Shepard, Minn. Duluth, 2018-19 (4-0)
- 1.000—Jim Warden, Michigan Tech, 1974-75 (3-0)
- 1.000—Darren Jensen, North Dakota, 1980, 82 (3-0)

## TEAM, GAME

## GOALS

- 14—Michigan vs. Boston U. (2), NSF, March 13, 1953
- 14—Minnesota vs. Boston College (1), NSF, March 11, 1954
- 13—Colorado Col. vs. Boston U. (4), CH, March 18, 1950
- 13—Colorado Col. vs. Michigan (6), CH, March 16, 1957
- 13—Michigan Tech vs. St. Lawrence (3), NSF, March 17, 1960

## GOALS, BOTH TEAMS

- 19—Colorado Col. (13) vs. Michigan (6), CH, March 16, 1957
- 17—Colorado Col. (13) vs. Boston U. (4), CH, March 18, 1950
- 16—Michigan (10) vs. Boston College (6), N3d, March 18, 1950
- 16—Michigan (14) vs. Boston U. (2), NSF, March 13, 1953
- 16—Michigan Tech (13) vs. St. Lawrence (3), NSF, March 17, 1960

## GOALS, PERIOD

- 10—Colorado Col. vs. Boston U., CH, March 18, 1950 (3rd)
- 8—Michigan Tech vs. St. Lawrence, NSF, March 17, 1960 (2nd)
- 7—Colorado Col. vs. Michigan, CH, March 16, 1957 (3rd)
- 6—Brown vs. Colorado Col., NSF, March 16, 1951 (2nd)
- 6—Michigan vs. Boston U., NSF, March 13, 1953 (3rd)
- 6—Minnesota vs. Boston College, NSF, March 11, 1954 (1st)

## GOALS, PERIOD, BOTH TEAMS

- 13—Colorado Col. (10) vs. Boston U. (3), CH, March 18, 1950 (3rd)
- 9—Colorado Col. (7) vs. Michigan (2), CH, March 16, 1957 (3rd)
- 9—Michigan Tech (8) vs. St. Lawrence (1), NSF, March 17, 1960 (2nd)
- 8—Michigan (6) vs. Boston U. (2), NSF, March 13, 1953 (3rd)
- 7—10 times, most recent: Michigan St. (5) vs. Maine (2), N3d, April 1, 1989 (2nd)

## GOALS, LOSING TEAM

- 7—Boston U. vs. Brown (8), N3d, March 27, 1976
- 7—Boston U. vs. Northern Mich. (8), CH, March 30, 1991 (3 OT)
- 6—Boston College vs. Michigan (10), N3d, March 18, 1950
- 6—Michigan vs. Colorado Col. (13), CH, March 16, 1957
- 6—St. Lawrence vs. Boston College (7), N3d, March 14, 1959 (2 OT)
- 6—St. Lawrence vs. Boston U. (7), N3d, March 19, 1960
- 6—Brown vs. Michigan Tech (7), NSF, March 25, 1976 (2 OT)
- 6—Boston College vs. Minn. Duluth (7), N3d, March 30, 1985 (OT)

## FEWEST GOALS

- 0—Brown vs. Michigan Tech (4), NSF, March 19, 1965
- 0—North Dakota vs. Cornell (1), NSF, March 16, 1967
- 0—North Dakota vs. Denver (4), CH, March 16, 1968
- 0—Harvard vs. Denver (1), N3d, March 20, 1971
- 0—Cornell vs. Boston U. (4), CH, March 18, 1972
- 0—New Hampshire vs. Wisconsin (5), NSF, March 26, 1982
- 0—Providence vs. Wisconsin (2), NSF, March 24, 1983
- 0—Boston U. vs. Michigan (4), NSF, March 28, 1996
- 0—New Hampshire vs. Michigan (4), NSF, April 2, 1998
- 0—Maine vs. North Dakota (2), NSF, April 6, 2000
- 0—Michigan St. vs. North Dakota (2), NSF, April 5, 2001

- 0—Maine vs. Denver (1), CH, April 10, 2004
- 0—Wisconsin vs. Boston College (5), CH, April 10, 2010
- 0—North Dakota vs. Michigan (2), NSF, April 7, 2011
- 0—Quinnipiac vs. Yale (4), CH, April 13, 2013
- 0—Massachusetts vs. Minn. Duluth (3), CH, April 13, 2019
- 0—St. Cloud St. vs. Massachusetts (5), CH, April 10, 2021

## FEWEST GOALS, BOTH TEAMS

- 1—Cornell (1) vs. North Dakota (0), NSF, March 16, 1967
- 1—Denver (1) vs. Harvard (0), N3d, March 20, 1971
- 1—Denver (1) vs. Maine (0), CH, April 10, 2004
- 2—Wisconsin (2) vs. Providence (0), NSF, March 24, 1983
- 2—North Dakota (2) vs. Maine (0), NSF, April 6, 2000
- 2—North Dakota (2) vs. Michigan St. (0), NSF, April 5, 2001
- 2—Michigan (2) vs. North Dakota (0), NSF, April 7, 2011

## FASTEST CONSECUTIVE GOALS

- :04—Boston U. (Ahti Oksanen and Danny O'Regan) vs. Providence, CH, April 11, 2015
- :05—Michigan (Gordon McMillan and Wally Gacek) vs. Dartmouth, CH, March 20, 1948
- :12—Colorado Col. (Harry Whitworth and Carl Lawrence) vs. Boston U., CH, March 18, 1950
- :13—Michigan (both by Bert Dunn) vs. Boston U., NSF, March 13, 1953
- :13—Michigan Tech (Al Raymond and Don Laurie) vs. St. Lawrence, NSF, March 17, 1960
- :13—Minnesota (both by Grant Potulny) vs. Michigan, NSF, April 4, 2002

## FASTEST CONSECUTIVE GOALS BY OPPOSING TEAMS

- :07—Michigan Tech (Bill Terry), then Minnesota (Aaron Broten), NSF, March 26, 1981
- :08—Boston U. (Jack Garrity), then Colorado Col. (Tony Frasca), CH, March 18, 1950
- :10—Minnesota St. (Nathan Smith), then St. Cloud St. (Kyler Kupka), NSF, April 8, 2021
- :12—Cornell (Doug Ferguson), then Boston U. (Mike Sobeski), CH, March 18, 1967
- :12—Wisconsin (Dave Herbst), then New Hampshire (Jon Fontes), NSF, March 25, 1977
- :14—Maine (Mario Thyer), then Minnesota (Dave Snuggerud), NSF, March 31, 1989

## WINNING MARGIN

- 13—Minnesota (14) vs. Boston College (1), NSF, March 11, 1954
- 12—Michigan (14) vs. Boston U. (2), NSF, March 13, 1953

- 10—Michigan Tech (13) vs. St. Lawrence (3), NSF, March 17, 1960
- 10—Denver (12) vs. St. Lawrence (2), CH, March 18, 1961
- 9—Colorado Col. (13) vs. Boston U. (4), CH, March 18, 1950

## LARGEST MARGIN OVERCOME TO WIN

- 4—Wisconsin vs. Cornell, NSF, March 16, 1973 (trailed 4-0; won 6-5, OT)
- 4—Boston U. vs. New Hampshire, N3d, March 26, 1977 (trailed 5-1; won 6-5)
- 3—Colorado Col. vs. Yale, NSF, March 14, 1952 (trailed 3-0; won 4-3)
- 3—Minnesota vs. Harvard, NSF, March 19, 1971 (trailed 4-1; won 6-5, OT)
- 3—Michigan Tech vs. Harvard, NSF, March 15, 1974 (trailed 3-0; won 6-5, OT)
- 3—Minnesota vs. Harvard, NSF, March 13, 1975 (trailed 4-1; won 6-4)
- 3—Minnesota vs. Michigan Tech, CH, March 27, 1976 (trailed 3-0; won 6-4)
- 3—Northern Mich. vs. Boston U., CH, March 30, 1991 (trailed 3-0; won 8-7, 3 OT)

## ASSISTS

- 19—Boston U. vs. Harvard, N3d, March 15, 1975 (10 goals)
- 18—Denver vs. St. Lawrence, CH, March 18, 1961 (12 goals)
- 17—Colorado Col. vs. Michigan, CH, March 16, 1957 (13 goals)
- 17—\*Denver vs. Boston College, NSF, March 15, 1973 (10 goals)
- 16—Colorado Col. vs. Boston U., CH, March 18, 1950 (13 goals)
- 16—Northeastern vs. New Hampshire, N3d, March 27, 1982 (10 goals)
- 16—Lake Superior St. vs. Boston U., CH, April 2, 1994 (9 goals)

## ASSISTS, BOTH TEAMS

- 27—Boston U. (19) vs. Harvard (8), N3d, March 15, 1975 (15 goals)
- 24—Northeastern (16) vs. New Hampshire (8), N3d, March 27, 1982 (14 goals)
- 23—Brown (12) vs. Boston U. (11), N3d, March 27, 1976 (15 goals)
- 23—Northern Mich. (12) vs. Boston U. (11), CH, March 30, 1991 (15 goals) (3 OT)
- 22—\*Denver (17) vs. Boston College (5), NSF, March 15, 1973 (14 goals)

## FEWEST ASSISTS (Excluding shutouts)

- 0—Rensselaer vs. Minnesota, NSF, March 12, 1953 (2 goals)
- 0—St. Lawrence vs. Michigan, NSF, March 16, 1956 (1 goal) (OT)
- 0—St. Lawrence vs. Michigan Tech, NSF, March 16, 1962 (1 goal)
- 0—Boston College vs. Denver, NSF, March 14, 1968 (1 goal)
- 0—Colorado Col. vs. North Dakota, NSF, March 27, 1997 (2 goals)

## FEWEST ASSISTS, BOTH TEAMS

- 1—Denver (1) vs. Maine (0), CH, April 10, 2004 (1 goal, shutout)
- 2—Clarkson (1) vs. Harvard (1), N3d, March 16, 1957 (3 goals) (2 OT)
- 2—Cornell (2) vs. North Dakota (0), NSF, March 16, 1967 (1 goal, shutout)
- 2—Denver (2) vs. Harvard (0), N3d, March 20, 1971 (1 goal, shutout)
- 2—Minn. Duluth (1) vs. North Dakota (1), NSF, March 22, 1984 (3 goals) (OT)
- 2—North Dakota (2) vs. Maine (0), NSF, April 6, 2000 (2 goals)

## POINTS

- 30—Colorado Col. vs. Michigan, CH, March 16, 1957 (13 goals, 17 assists)
- 30—Denver vs. St. Lawrence, CH, March 18, 1961 (12 goals, 18 assists)
- 29—Colorado Col. vs. Boston U., CH, March 18, 1950 (13 goals, 16 assists)
- 29—Boston U. vs. Harvard, N3d, March 15, 1975 (10 goals, 19 assists)
- 28—Michigan vs. Boston U., NSF, March 13, 1953 (14 goals, 14 assists)

## POINTS, BOTH TEAMS

- 42—Boston U. (10 goals, 19 assists) vs. Harvard (5 goals, 8 assists), N3d, March 15, 1975
- 40—Colorado Col. (13 goals, 17 assists) vs. Michigan (6 goals, 4 assists), CH, March 16, 1957
- 38—Colorado Col. (13 goals, 16 assists) vs. Boston U. (4 goals, 5 assists), CH, March 18, 1950
- 38—Brown (8 goals, 12 assists) vs. Boston U. (7 goals, 11 assists), N3d, March 27, 1976
- 38—Northeastern (10 goals, 16 assists) vs. New Hampshire (4 goals, 8 assists), N3d, March 27, 1982
- 38—Northern Mich. (8 goals, 12 assists) vs. Boston U. (7 goals, 11 assists), CH, March 30, 1991 (3 OT)

## NSF record

- 36—\*Denver (10 goals, 17 assists) vs. Boston College (4 goals, 5 assists), March 15, 1973
- 33—Michigan Tech (13 goals, 14 assists) vs. St. Lawrence (3 goals, 3 assists), March 17, 1960
- 33—Michigan Tech (7 goals, 8 assists) vs. Brown (6 goals, 12 assists), March 25, 1976 (2 OT)

## FEWEST POINTS

### (Excluding shutouts)

- 1—St. Lawrence vs. Michigan, NSF, March 16, 1956 (1 goal) (OT)
- 1—St. Lawrence vs. Michigan Tech, NSF, March 16, 1962 (1 goal)
- 1—Boston College vs. Denver, NSF, March 14, 1968 (1 goal)
- 2—Many times, most recent: Minnesota vs. Minnesota St., NSF, April 7, 2022

## FEWEST POINTS, BOTH TEAMS

- 2—Denver (1 goal, 1 assist) vs. Maine, CH, April 10, 2004 (shutout)
- 3—Cornell (1 goal, 2 assists) vs. North Dakota, NSF, March 16, 1967 (shutout)
- 3—Denver (1 goal, 2 assists) vs. Harvard, N3d, March 20, 1971 (shutout)
- 4—North Dakota (2 goals, 2 assists) vs. Maine, NSF, April 6, 2000 (shutout)
- 5—Clarkson (2 goals, 1 assist) vs. Harvard (1 goal, 1 assist), N3d, March 16, 1957 (2 OT)
- 5—Minn. Duluth (2 goals, 1 assists) vs. North Dakota (1 goal, 1 assist), NSF, March 22, 1984 (OT)

## SHOTS ON GOAL

- 65—Boston College vs. Providence, NSF, March 28, 1985 (3 goals) (3 OT)
- 60—Colorado Col. vs. Clarkson, NSF, March 14, 1957 (5 goals)
- 60—Bowling Green vs. Minn. Duluth, CH, March 24, 1984 (5 goals) (4 OT)
- 56—Maine vs. Michigan, NSF, March 30, 1995 (4 goals) (3 OT)
- 55—Michigan Tech vs. St. Lawrence, NSF, March 16, 1962 (6 goals)
- 55—Minnesota vs. Providence, N3d, March 26, 1983 (3 goals)

## SHOTS ON GOAL, BOTH TEAMS

- 106—Maine (56) vs. Michigan (50), NSF, March 30, 1995 (7 goals) (3 OT)
- 99—Brown (50) vs. Michigan Tech (49), NSF, March 25, 1976 (13 goals) (2 OT)
- 96—Michigan Tech (52) vs. Harvard (44), N3d, March 15, 1969 (11 goals) (2 OT)
- 96—Bowling Green (60) vs. Minn. Duluth (36), CH, March 24, 1984 (9 goals) (4 OT)
- 95—Boston U. (52) vs. Providence (43), CH, April 11, 2015 (7 goals)

## SHOTS ON GOAL, PERIOD

- 26—Minnesota vs. Providence, N3d, March 26, 1983 (2 goals)
- 24—Colorado Col. vs. Clarkson, NSF, March 14, 1957 (2 goals)
- 24—Harvard vs. Michigan Tech, NSF, March 15, 1974 (1 goal)
- 23—Colorado Col. vs. Michigan, CH, March 12, 1955 (3rd) (2 goals)
- 23—St. Lawrence vs. Boston College, N3d, March 17, 1956 (3 goals)
- 23—North Dakota vs. Boston College, NSF, March 14, 1963 (3 goals)
- 23—Minnesota vs. Michigan St., NSF, March 27, 1986 (2 goals)
- 23—North Dakota vs. Denver, CH, April 9, 2005 (3rd) (0 goals)

## SHOTS ON GOAL, PERIOD, BOTH TEAMS

- 40—Minnesota (23) vs. Michigan St. (17), NSF, March 27, 1986 (5 goals)
- 39—Providence (17) vs. Boston U. (22), CH, April 11, 2015 (2nd) (2 goals)

- 38—Minnesota (21) vs. Boston U. (17), NSF, March 14, 1974 (3 goals)
- 37—Colorado Col. (20) vs. Michigan (17), N3d, March 19, 1949 (4 goals)
- 37—Boston College (19) vs. Minn. Duluth (18), N3d, March 30, 1985 (6 goals)

## FEWEST SHOTS ON GOAL

- 9—Boston College vs. Denver, NSF, March 14, 1968 (1 goal)
- 11—Rensselaer vs. Denver, NSF, March 19, 1964 (1 goal)
- 12—Clarkson vs. Denver, NSF, March 13, 1958 (2 goals)
- 12—Minnesota vs. Denver, NSF, March 17, 1961 (1 goal)
- 15—St. Lawrence vs. Michigan Tech, NSF, March 16, 1962 (1 goal)
- 15—Wisconsin vs. Cornell, NSF, March 19, 1970 (1 goal)
- 15—Minnesota vs. Quinnipiac, CH, April 8, 2023 (2 goals)

## FEWEST SHOTS ON GOAL, BOTH TEAMS

- 38—Denver (29) vs. Boston College (9), NSF, March 14, 1968 (5 goals)
- 41—North Dakota (23) vs. Michigan St. (18), CH, March 28, 1987 (8 goals)
- 41—Boston U. (21) vs. Michigan (20), NSF, March 27, 1997 (5 goals)
- 42—Providence (26) vs. Rensselaer (16), N3d, March 21, 1964 (3 goals)
- 42—Colorado Col. (23) vs. Michigan (19), CH, March 30, 1996 (5 goals) (OT)
- 42—New Hampshire (21) vs. Cornell (21), NSF, April 10, 2003 (5 goals) (OT)

## FEWEST SHOTS ON GOAL, REGULATION PERIOD

- 0—Wisconsin vs. Cornell, NSF, March 19, 1970 (0 goals)
- 2—Clarkson vs. Denver, NSF, March 13, 1958 (0 goals)
- 2—Boston College vs. North Dakota, NSF, March 14, 1963 (1 goal)
- 2—Denver vs. North Dakota, CH, March 16, 1963 (1 goal)
- 2—Rensselaer vs. Providence, N3d, March 21, 1964 (0 goals)
- 2—Boston College vs. Denver, NSF, March 14, 1968 (0 goals)
- 2—Michigan St. vs. North Dakota, CH, March 28, 1987 (0 goals)
- 2—Boston U. vs. Lake Superior St., CH, April 2, 1994 (0 goals)
- 2—Minn. Duluth vs. Notre Dame, NSF, April 7, 2011 (0 goals)
- 2—Minnesota vs. Quinnipiac, CH, April 8, 2023 (0 goals)

## FEWEST SHOTS ON GOAL, REGULATION PERIOD, BOTH TEAMS

- 8—Colorado Col. (5) vs. Michigan (3), CH, March 30, 1996 (1 goal)



- 8—Denver (4) vs. North Dakota (4), NSF, April 7, 2016 (0 goals)
- 9—Denver (6) vs. Boston College (3), NSF, March 14, 1968 (1 goal)
- 9—North Dakota (6) vs. Dartmouth (3), NSF, March 27, 1980 (0 goals)
- 9—Boston U. (6) vs. Michigan (3), NSF, March 28, 1996 (1 goal)

## PENALTIES

- 23—Minnesota vs. Maine, N3d, April 2, 1988
- 20—Maine vs. Minnesota, N3d, April 2, 1988
- 18—Colgate vs. Wisconsin, CH, April 1, 1990
- 16—Lake Superior St. vs. Maine, NSF, March 31, 1988
- 16—Maine vs. Lake Superior St., NSF, March 31, 1988

## PENALTIES, BOTH TEAMS

- 43—Minnesota (23) vs. Maine (20), N3d, April 2, 1988
- 32—Lake Superior St. (16) vs. Maine (16), NSF, March 31, 1988
- 32—Colgate (18) vs. Wisconsin (14), CH, April 1, 1990
- 27—Rensselaer (15) vs. Minn. Duluth (12), NSF, March 29, 1985 (3 OT)
- 25—Boston College (14) vs. Minn. Duluth (11), N3d, March 30, 1985 (OT)

## FEWEST PENALTIES

- 0—Boston College vs. Michigan, N3d, March 18, 1950
- 0—Michigan vs. Boston College, N3d, March 18, 1950
- 0—Boston U. vs. Denver, NSF, March 18, 1960
- 0—Harvard vs. Boston U., N3d, March 16, 1974
- 0—Minnesota vs. Minnesota St., NSF, April 7, 2022
- 0—Denver vs. Michigan, NSF, April 7, 2022
- 1—18 times, most recent: Denver vs. Minnesota St., CH, April 9, 2022

## FEWEST PENALTIES, BOTH TEAMS

- 0—Michigan (0) vs. Boston College (0), N3d, March 18, 1950
- 0—Minnesota (1) vs. Minnesota St. (5), NSF, April 7, 2022
- 1—Boston U. (1) vs. Harvard (0), N3d, March 16, 1974
- 2—Denver (2) vs. Boston U. (0), NSF, March 18, 1960
- 3—Boston U. (2) vs. Clarkson (1), NSF, March 28, 1991
- 3—Minnesota (2) vs. North Dakota (1), NSF, April 10, 2014
- 3—Notre Dame (2) vs. Denver (1), NSF, April 6, 2017
- 3—Denver (2) vs. Minn. Duluth (1), CH, April 8, 2017
- 3—St. Cloud St. (2) vs. Minnesota St. (1), NSF, April 8, 2021

- 3—Massachusetts (1) vs. Minn. Duluth (2), NSF, April 8, 2021

## LONGEST GAME

- 100:28—Maine (4) vs. Michigan (3), NSF, March 30, 1995 (3 OT)
- 97:11—Bowling Green (5) vs. Minn. Duluth (4), CH, March 24, 1984 (4 OT)
- 89:31—Colorado Col. (4) vs. Vermont (3), NSF, March 28, 1996 (2 OT)
- 85:45—Rensselaer (6) vs. Minn. Duluth (5), NSF, March 29, 1985 (3 OT)
- 81:57—Northern Mich. (8) vs. Boston U. (7), CH, March 30, 1991 (3 OT)

## TEAM, YEAR

## GOALS

- 23—Colorado Col., 1950
- 21—Michigan, 1953
- 18—Minnesota, 1954
- 18—Colorado Col., 1957
- 18—Denver, 1961

## FEWEST GOALS (Minimum two games)

- 1—North Dakota, 1967
- 2—Harvard, 1957
- 2—Harvard, 1958
- 2—St. Lawrence, 1962
- 2—Boston College, 1968
- 2—Maine, 2004

## FEWEST GOALS ALLOWED (Minimum two games)

- 1—Cornell, 1967
- 1—Denver, 1968
- 1—Boston U., 1972
- 1—Boston College, 2010
- 1—Minn. Duluth, 2019
- 2—Michigan Tech, 1962
- 2—Michigan Tech, 1965
- 2—Michigan St., 1966
- 2—Wisconsin, 1983
- 2—Michigan, 1996
- 2—Michigan, 1998
- 2—North Dakota, 2000
- 2—Maine, 2004
- 2—Boston College, 2008
- 2—Boston College, 2012
- 2—Yale, 2013
- 2—Minn. Duluth, 2018
- 2—Massachusetts, 2021

## ASSISTS

- 28—Denver, 1961 (18 goals)
- 27—Colorado Col., 1950 (23 goals)
- 27—Boston U., 1975 (15 goals)
- 24—Colorado Col., 1957 (18 goals)
- 24—Brown, 1976 (14 goals)

## POINTS

- 50—Colorado Col., 1950 (23 goals, 27 assists)
- 46—Denver, 1961 (18 goals, 28 assists)
- 42—Colorado Col., 1957 (18 goals, 24 assists)
- 42—Boston U., 1975 (15 goals, 27 assists)
- 41—Michigan, 1953 (21 goals, 20 assists)

## SHOTS ON GOAL

- 105—Boston College, 1985 (9 goals)
- 102—Michigan, 1952 (13 goals)
- 101—Colorado Col., 1957 (18 goals)
- 99—Michigan Tech, 1962 (13 goals)
- 98—Michigan Tech, 1969 (8 goals)

## FEWEST SHOTS ON GOAL (Minimum two games)

- 27—Rensselaer, 1964 (3 goals)
- 31—Clarkson, 1958 (7 goals)
- 31—Minnesota, 1961 (5 goals)
- 31—St. Lawrence, 1962 (2 goals)
- 31—Boston College, 1968 (2 goals)

## PENALTIES

- 36—Maine, 1988
- 30—Minnesota, 1988
- 28—Lake Superior St., 1988
- 25—Wisconsin, 1978
- 23—Boston U., 1976
- 23—Minn. Duluth, 1985
- 23—Wisconsin, 1990

## FEWEST PENALTIES (Minimum two games)

- 1—Denver, 2022
- 2—Denver, 2017
- 3—Michigan, 1950
- 3—Boston College, 1963
- 3—Providence, 2015
- 3—Massachusetts, 2021
- 3—Minnesota St., 2022
- 4—Boston College, 1950
- 4—St. Lawrence, 1955
- 4—Clarkson, 1958
- 4—Denver, 1963
- 4—Boston U., 1974
- 4—Harvard, 1974

# MOST OUTSTANDING PLAYERS

Year	Player, Team	Pos.	Cl.	Games	Goals	Assists	Goals Ag.	Saves
1948	Joe Riley, Dartmouth	F	Jr.	2	4	0	—	—
1949	Dick Desmond, Dartmouth	G	Sr.	2	—	—	6	85
1950	Ralph Bevins, Boston U.	G	Sr.	2	—	—	16	64
1951	Don Whiston, Brown	G	Sr.	2	—	—	11	82
1952	Ken Kinsley, Colorado Col.	G	Sr.	2	—	—	7	85
1953	John Matchefts, Michigan	F	Sr.	2	3	1	—	—
1954	Abbie Moore, Rensselaer	F	Sr.	2	2	1	—	—
1955	Phil Hilton, Colorado Col.	D	Sr.	2	0	1	—	—
1956	Lorne Howes, Michigan	G	Jr.	2	—	—	6	68
1957	Bob McCusker, Colorado Col.	F	Jr.	2	7	2	—	—
1958	Murray Massier, Denver	F	So.	2	1	3	—	—
1959	Reg Morelli, North Dakota	F	Jr.	2	3	1	—	—
1960	Lou Angotti, Michigan Tech	F	So.	2	3	1	—	—
	Bob Marquis, Boston U.	F	Sr.	2	3	2	—	—
	Barry Urbanski, Boston U.	G	Jr.	2	—	—	12	68
1961	Bill Masterton, Denver	F	Jr.	2	5	3	—	—
1962	Lou Angotti, Michigan Tech	F	Sr.	2	3	0	—	—
1963	Al McLean, North Dakota	F	Sr.	2	3	2	—	—
1964	Bob Gray, Michigan	G	Sr.	2	—	—	5	53
1965	Gary Milroy, Michigan Tech	F	So.	2	3	3	—	—
1966	Gaye Cooley, Michigan St.	G	Jr.	2	—	—	2	48
1967	Walt Stanowski, Cornell	D	Jr.	2	2	2	—	—
1968	Gerry Powers, Denver	G	Jr.	2	—	—	1	31
1969	Keith Magnuson, Denver	D	Sr.	2	1	5	—	—
1970	Dan Lodboa, Cornell	D	Sr.	2	3	1	—	—
1971	Dan Brady, Boston U.	G	Jr.	2	—	—	4	53
1972	Tim Regan, Boston U.	G	Sr.	2	—	—	1	65
1973	Dean Talaious, Wisconsin	F	Jr.	2	3	1	—	—
1974	Brad Shelstad, Minnesota	G	Sr.	2	—	—	6	68
1975	Jim Warden, Michigan Tech	G	Sr.	2	—	—	6	51
1976	Tom Vannelli, Minnesota	F	Jr.	2	2	5	—	—
1977	Julian Baretta, Wisconsin	G	So.	2	—	—	8	57
1978	Jack O'Callahan, Boston U.	D	Jr.	2	0	6	—	—
1979	Steve Janaszak, Minnesota	G	Sr.	2	—	—	6	62
1980	Doug Smail, North Dakota	F	Sr.	2	4	0	—	—
1981	Marc Behrend, Wisconsin	G	So.	2	—	—	4	55
1982	Phil Sykes, North Dakota	F	Sr.	2	4	2	—	—
1983	Marc Behrend, Wisconsin	G	Sr.	2	—	—	2	41
1984	Gary Kruzich, Bowling Green	G	Fr.	2	—	—	5	57
1985	Chris Terreri, Providence	G	Jr.	2	—	—	5	102
1986	Mike Donnelly, Michigan St.	F	Sr.	2	2	0	—	—
1987	Tony Hrkac, North Dakota	F	So.	2	1	4	—	—
1988	Bruce Hoffort, Lake Superior St.	G	Fr.	2	—	—	6	82
1989	Ted Donato, Harvard	F	So.	2	3	2	—	—
1990	Chris Tancill, Wisconsin	F	Sr.	2	3	0	—	—
1991	Scott Beattie, Northern Mich.	F	So.	2	3	3	—	—
1992	Paul Constantin, Lake Superior St.	F	Sr.	2	3	0	—	—
1993	Jim Montgomery, Maine	F	Sr.	2	3	1	—	—

Year	Player, Team	Pos.	Cl.	Games	Goals	Assists	Goals Ag.	Saves
1994	Sean Tallaire, Lake Superior St.	F	So.	2	3	3	—	—
1995	Chris O'Sullivan, Boston U.	F	So.	2	3	0	—	—
1996	Brendan Morrison, Michigan	F	Jr.	2	2	1	—	—
1997	Matt Henderson, North Dakota	F	Jr.	2	3	2	—	—
1998	Marty Turco, Michigan	G	Sr.	2	—	—	2	47
1999	Alfie Michaud, Maine	G	Jr.	2	—	—	3	81
2000	Lee Goren, North Dakota	F	Sr.	2	2	1	—	—
2001	Chuck Kobasew, Boston College	F	Fr.	2	3	1	—	—
2002	Grant Potulny, Minnesota	F	So.	2	3	0	—	—
2003	Thomas Vanek, Minnesota	F	Fr.	2	2	2	—	—
2004	Adam Berkhoel, Denver	G	Sr.	2	—	—	3	50
2005	Peter Mannino, Denver	G	Fr.	2	—	—	3	85
2006	Robbie Earl, Wisconsin	F	Sr.	2	3	1	—	—
2007	Justin Abdelkader, Michigan St.	F	So.	2	1	2	—	—
2008	Nathan Gerbe, Boston College	F	Jr.	2	5	3	—	—
2009	Colby Cohen, Boston U.	D	So.	2	1	—	—	—
2010	Ben Smith, Boston College	F	Sr.	2	3	1	—	—
2011	J.T. Brown, Minn. Duluth	F	Fr.	2	1	3	—	—
2012	Parker Milner, Boston College	G	Jr.	2	—	—	2	57
2013	Andrew Miller, Yale	F	Sr.	2	2	2	—	—
2014	Shayne Gostisbehere, Union (NY)	D	Jr.	2	1	4	—	—
2015	Jon Gillies, Providence	G	Jr.	2	—	—	4	74
2016	Drake Caggiula, North Dakota	F	Sr.	2	4	1	—	—
2017	Jarid Lukosevicius, Denver	F	So.	2	3	0	—	—
2018	Karson Kuhlman, Minn. Duluth	F	Sr.	2	1	2	—	—
2019	Parker Mackay, Minn. Duluth	F	Sr.	2	1	2	—	—
2020	\$No Tournament							
2021	Bobby Trivigno, Massachusetts	F	Jr.	2	1	2	—	—
2022	Mike Benning, Denver	D	So.	2	1	3	—	—
2023	Jacob Quillin, Quinnipiac	F	So.	2	3	1	—	—

The 2020 tournament was not held due to the COVID-19 pandemic.

# ALL-TOURNAMENT TEAMS

## (1948-2020)

*\*Most Outstanding Player(s)*

*#Participation in tournament vacated. The 2020 tournament was not held due to the COVID-19 pandemic.*

### 1948

#### First Team

G—Bernie Burke, Boston College  
D—Connie Hill, Michigan  
D—Ron Newson, Colorado Col.  
F—Wally Grant, Michigan  
F—Bill Riley, Dartmouth  
F—Joe Riley, Dartmouth \*

#### Second Team

G—Dick Desmond, Dartmouth  
D—Ross Smith, Michigan  
D—Ed Songin, Boston College  
F—Wally Gacek, Michigan  
F—Bruce Stewart, Colorado Col.  
F—Joe Slattery, Colorado Col.

### 1949

#### First Team

G—Dick Desmond, Dartmouth \*  
D—Ed Songin, Boston College  
D—Mike Thayer, Dartmouth  
F—Wally Grant, Michigan  
F—Jack Mulhern, Boston College  
F—Joe Riley, Dartmouth

#### Second Team

G—Bernie Burke, Boston College  
D—Ron Newson, Colorado Col.  
D—Lew Meier, Colorado Col.  
F—Bill Riley, Dartmouth  
F—Wally Gacek, Michigan  
F—Connie Hill, Michigan

### 1950

#### First Team

G—Ralph Bevins, Boston U. \*  
D—Ross Smith, Michigan  
D—Jim Starrak, Colorado Col.  
F—Walt Anderson, Boston U.  
F—Tony Frasca, Colorado Col.  
F—Jack Garrity, Boston U.

#### Second Team

G—Roy Ikola, Colorado Col.  
D—Ed Songin, Boston College  
D—Joe Folino, Boston U.  
F—Jack Mulhern, Boston College  
F—Wally Grant, Michigan  
F—Ron Hartwell, Colorado Col.

### 1951

#### First Team

G—Don Whiston, Brown \*  
D—Bob Heathcott, Michigan  
D—Jim Starrak, Colorado Col.  
F—Gil Burford, Michigan

F—Neil Celley, Michigan  
F—John Matchefts, Michigan

#### Second Team

G—Hal Downes, Michigan  
D—Jim Sutherland, Brown  
D—John Murphy, Brown  
F—Jack Garrity, Boston U.  
F—Al Gubbins, Brown  
F—Omer Brandt, Colorado Col.

### 1952

#### First Team

G—Ken Kinsley, Colorado Col. \*  
D—Jim Haas, Michigan  
D—Len Maccini, Colorado Col.  
F—George Chin, Michigan  
F—John McKennell, Michigan  
F—Doug Philpott, Michigan

#### Second Team

G—Paul Cruikshank, Yale  
D—Steve Leolich, Colorado Col.  
D—Reggie Shave, Michigan  
F—Earl Keyes, Michigan  
F—Wally Kilrea, Yale  
F—Omer Brandt, Colorado Col.

### 1953

#### First Team

G—Jim Mattson, Minnesota  
D—Alex MacLellan, Michigan  
D—Tom Wegleitner, Minnesota  
F—John Matchefts, Michigan \*  
F—Dick Meredith, Minnesota  
F—Abbie Moore, Rensselaer

#### Second Team

G—Willard Ikola, Michigan  
D—Herb LaFontaine, Rensselaer  
D—Reggie Shave, Michigan  
F—John Mayasich, Minnesota  
F—George Chin, Michigan  
F—Frank Chiarelli, Rensselaer

### 1954

#### First Team

G—Bob Fox, Rensselaer  
D—Jim Pope, Rensselaer  
D—Ken Yackel, Minnesota  
F—Frank Chiarelli, Rensselaer  
F—John Mayasich, Minnesota  
F—Gordie Peterkin, Rensselaer

#### Second Team

G—Jim Mattson, Minnesota  
D—Jim Haas, Michigan  
D—Bob Siblo, Boston College  
F—Abbie Moore, Rensselaer \*  
F—Bill MacFarland, Michigan  
F—Dick Dougherty, Minnesota

### 1955

#### First Team

G—Lorne Howes, Michigan  
D—Phil Hilton, Colorado Col. \*  
D—Doug Silverberg, Colorado Col.  
F—Bill Cleary, Harvard  
F—Bill MacFarland, Michigan  
F—Tom Rendall, Michigan

#### Second Team

G—Bill Sloan, St. Lawrence  
D—Bob Schiller, Michigan  
D—Mike Buchanan, Michigan  
F—Clare Smith, Colorado Col.  
F—Ken Smith, Colorado Col.  
F—Dick Dunnigan, Michigan

### 1956

#### First Team

G—Lorne Howes, Michigan \*  
D—Bob Pitts, Michigan  
D—Bob Schiller, Michigan  
F—Pete Aubry, Michigan Tech  
F—Tom Rendall, Michigan  
F—Ed Switzer, Michigan

#### Second Team

G—Sarge Whittier, St. Lawrence  
D—Bill Renner, St. Lawrence  
D—Willie Tattersall, Michigan Tech  
F—Cliff Wylie, Michigan Tech  
F—Ron Stenlund, Michigan Tech  
F—Joe McLean, St. Lawrence

### 1957

#### First Team

G—Ed Macdonald, Clarkson  
D—Bob Pitts, Michigan  
D—Don Wishart, Colorado Col.  
F—Bill Hay, Colorado Col.  
F—Bob McCusker, Colorado Col. \*  
F—Tom Rendall, Michigan

#### Second Team

G—Ross Childs, Michigan  
D—Dick McGhee, Colorado Col.  
D—Bob Schiller, Michigan  
F—Bob McVey, Harvard  
F—Dick Dunnigan, Michigan  
F—John Andrews, Colorado Col.

### 1958

#### First Team

G—Rodney Schneck, Denver  
D—Bill Steenson, North Dakota  
D—Ed Zemrau, Denver  
F—Murray Massier, Denver \*  
F—Bob Van Lammers, Clarkson  
F—Jim Brown, Denver

#### Second Team

G—Ed Macdonald, Clarkson  
D—Blair Livingstone, Denver  
D—Ralph Lyndon, North Dakota

F—Barry Sharp, Denver  
F—Ron King, North Dakota  
F—John MacMillan, Denver

## 1959

### First Team

G—Joe Selinger, Michigan St.  
D—Joe Jangro, Boston College  
D—Pat Presley, St. Lawrence  
F—Reg Morelli, North Dakota \*  
F—Bill MacKenzie, Michigan St.  
F—Ed Thomlinson, North Dakota

### Second Team

G—Jim Logue, Boston College  
D—Ralph Lyndon, North Dakota  
D—Ed Pollesel, Michigan St.  
F—Larry Langill, St. Lawrence  
F—Tom Mustonen, Michigan St.  
F—Joe Poole, North Dakota

## 1960

### First Team

G—Barry Urbanski, Boston U. \*  
D—Marty Howe, Denver  
D—George Konik, Denver  
F—Lou Angotti, Michigan Tech \*  
F—Paul Coppo, Michigan Tech  
F—Bob Marquis, Boston U. \*

### Second Team

G—George Kirkwood, Denver  
D—Henry Akervall, Michigan Tech  
D—Pat Enright, Boston U.  
F—Terry Slater, St. Lawrence  
F—John MacMillan, Denver  
F—John Kosiancic, Michigan Tech

## 1961

### First Team

G—Mike Larson, Minnesota  
D—Marty Howe, Denver  
D—Grant Munro, Denver  
F—Trent Beatty, Denver  
F—Bill Masterton, Denver \*  
F—Jerry Walker, Denver

### Second Team

G—George Kirkwood, Denver  
D—George Konik, Denver  
D—Arlie Parker, St. Lawrence  
F—Terry Slater, St. Lawrence  
F—Jim Josephson, Rensselaer  
F—Ron Constantine, Minnesota

## 1962

### First Team

G—Richie Broadbelt, St. Lawrence  
D—Henry Akervall, Michigan Tech  
D—Elov Seger, Michigan Tech  
F—Lou Angotti, Michigan Tech \*  
F—Red Berenson, Michigan  
F—John Ivanitz, Michigan Tech

### Second Team

G—Garry Bauman, Michigan Tech  
D—Cal Wagner, Clarkson  
D—Don Rodgers, Michigan

F—Jerry Sullivan, Michigan Tech  
F—Larry Babcock, Michigan  
F—Hal Pettersen, Clarkson

## 1963

### First Team

G—Tom Apprille, Boston College  
D—George Goodacre, North Dakota  
D—Don Ross, North Dakota  
F—Al McLean, North Dakota \*  
F—Dave Merrifield, North Dakota  
F—Don Stokaluk, North Dakota

### Second Team

G—Wayne Gibbons, Clarkson  
D—Jim Kenning, Denver  
D—Maurice Roberge, North Dakota  
F—Jack Leetch, Boston College  
F—Corby Adams, Clarkson  
F—Bob Hamill, Denver

## 1964

### First Team

G—Bob Gray, Michigan \*  
D—Tom Polonic, Michigan  
D—Wayne Smith, Denver  
F—Andy Herrebout, Denver  
F—Bill Staub, Denver  
F—Gordon Wilkie, Michigan

### Second Team

G—Bob Bellemore, Providence  
D—Jim Kenning, Denver  
D—Larry Kish, Providence  
D—Barry MacDonald, Michigan  
F—Mel Wakabayashi, Michigan  
F—Jerry Knightley, Rensselaer  
F—Jack Cole, Michigan

## 1965

### First Team

G—Tony Esposito, Michigan Tech  
D—Dennis Huculak, Michigan Tech  
D—Pete Leiman, Michigan Tech  
F—John Cuniff, Boston College  
F—Gary Milroy, Michigan Tech \*  
F—Wayne Weller, Michigan Tech

### Second Team

G—Pat Murphy, Boston College  
D—Roy Davidson, North Dakota  
D—Ralph Toran, Boston College  
F—Gerry Kell, North Dakota  
F—Bob Stoyko, North Dakota  
F—Dennis Macks, Brown

## 1966

### First Team

G—Gaye Cooley, Michigan St. \*  
D—Don Heaphy, Michigan St.  
D—Wayne Smith, Denver  
F—Mike Coppo, Michigan St.  
F—Tom Hurley, Clarkson  
F—Brian McAndrew, Michigan St.

### Second Team

G—Terry Yurkiewicz, Clarkson  
D—Pete McLachlan, Boston U.

D—Bob Brawley, Michigan St.  
F—Tom Mikkola, Michigan St.  
F—John McLennan, Clarkson  
F—Lyle Bradley, Denver

## 1967

### First Team

G—Ken Dryden, Cornell  
D—Harry Orr, Cornell  
D—Walt Stanowski, Cornell \*  
F—Mike Doran, Cornell  
F—Tom Mikkola, Michigan St.  
F—Jim Quinn, Boston U.

### Second Team

G—Wayne Ryan, Boston U.  
D—Peter McLachlan, Boston U.  
D—Brian Gilmour, Boston U.  
F—Doug Ferguson, Cornell  
F—Dave Ferguson, Cornell  
F—Brian McAndrew, Michigan St.

## 1968

### First Team

G—Gerry Powers, Denver \*  
D—Terry Abram, North Dakota  
D—Keith Magnuson, Denver  
F—Brian Cornell, Cornell  
F—Bob Munro, North Dakota  
F—Bob Trembecky, Denver

### Second Team

G—Ken Dryden, Cornell  
D—Tim Gould, Denver  
D—Terry Ogden, North Dakota  
F—Dave Kartio, North Dakota  
F—Jim Wiste, Denver  
F—Tom Gilmore, Denver

## 1969

### First Team

G—Gerry Powers, Denver  
D—Keith Magnuson, Denver \*  
D—Bruce Pattison, Cornell  
F—Brian Cornell, Cornell  
F—Tom Miller, Denver  
F—Bob Trembecky, Denver

### Second Team

G—Ken Dryden, Cornell  
D—Tim Gould, Denver  
D—Steve Giuliani, Cornell  
F—Al Karlander, Michigan Tech  
F—Ron Mark, Harvard  
F—Peter Tufford, Cornell

## 1970

G—Bruce Bullock, Clarkson  
D—Steve Giuliani, Cornell  
D—Dan Lodboa, Cornell \*  
F—John Hughes, Cornell  
F—Rick Magnusson, Clarkson  
F—Bob Poffenroth, Wisconsin

## 1971

G—Dan Brady, Boston U. \*  
D—Bob Brown, Boston U.  
D—Bruce McIntosh, Minnesota  
F—Dean Blais, Minnesota  
F—Don Cahoon, Boston U.  
F—Steve Stirling, Boston U.

## 1972

G—Tim Regan, Boston U. \*  
D—Bob Brown, Boston U.  
D—Ric Jordan, Boston U.  
F—John Danby, Boston U.  
F—Bob Krieger, Denver  
F—Dave Westner, Cornell  
F—Gary Winchester, Wisconsin

## 1973

G—Jim Makey, Wisconsin  
D—Bruce Affleck, Denver #  
D—John Taft, Wisconsin  
F—Stan Hinkley, Wisconsin  
F—Peter McNab, Denver #  
F—Dean Talafous, Wisconsin \*

## 1974

G—Brad Shelstad, Minnesota \*  
D—Les Auge, Minnesota  
D—Jim Nahrgang, Michigan Tech  
F—Steve Jensen, Michigan Tech  
F—Jim McMahon, Harvard  
F—Mike Polich, Minnesota

## 1975

G—Jim Warden, Michigan Tech \*  
D—Reed Larson, Minnesota  
D—Bob Lorimer, Michigan Tech  
F—Bob D'Alvise, Michigan Tech  
F—Steve Jensen, Michigan Tech  
F—Warren Miller, Minnesota

## 1976

No team named  
MOP—Tom Vannelli, F, Minnesota

## 1977

G—Julian Baretta, Wisconsin \*  
D—Craig Norwich, Wisconsin  
D—John Taft, Wisconsin  
F—Dave Debol, Michigan  
F—Rick Meagher, Boston U.  
F—Dave Silk, Boston U.

## 1978

G—Paul Skidmore, Boston College  
D—Dick Lamby, Boston U.  
D—Jack O'Callahan, Boston U. \*  
F—Mark Fidler, Boston U.  
F—Joe Mullen, Boston College  
F—Dave Silk, Boston U.

## 1979

G—Steve Janaszak, Minnesota \*  
D—Mike Ramsey, Minnesota  
D—Howard Walker, North Dakota  
F—Steve Christoff, Minnesota  
F—Eric Strobel, Minnesota  
F—Mark Taylor, North Dakota

## 1980

G—Steve Weeks, Northern Mich.  
D—Marc Chorney, North Dakota  
D—Tom Laidlaw, Northern Mich.  
F—Roy Kerling, Cornell  
F—Doug Smail, North Dakota \*  
F—Phil Sykes, North Dakota

## 1981

G—Marc Behrend, Wisconsin \*  
D—Mike Knoke, Minnesota  
D—Tim Watters, Michigan Tech  
F—Steve Bozek, Northern Mich.  
F—Aaron Broten, Minnesota  
F—John Newberry, Wisconsin

## 1982

G—Darren Jensen, North Dakota  
D—Bruce Driver, Wisconsin  
D—James Patrick, North Dakota  
F—Cary Eades, North Dakota  
F—John Newberry, Wisconsin  
F—Phil Sykes, North Dakota \*

## 1983

G—Marc Behrend, Wisconsin \*  
D—Chris Chelios, Wisconsin  
D—Mark Fusco, Harvard  
F—Pat Flatley, Wisconsin  
F—Scott Fusco, Harvard  
F—Paul Houck, Wisconsin

## 1984

G—Rick Kost, Minn. Duluth  
G—Gary Kruzich, Bowling Green \*  
D—Dave Ellett, Bowling Green  
D—Garry Galley, Bowling Green  
F—Dean Barsness, North Dakota  
F—Bob Lakso, Minn. Duluth  
F—Lyle Phair, Michigan St.

## 1985

G—Chris Terreri, Providence \*  
D—Tim Friday, Rensselaer  
D—Ken Hammond, Rensselaer  
F—Adam Oates, Rensselaer  
F—George Servinis, Rensselaer  
F—Bill Watson, Minn. Duluth

## 1986

G—Norm Foster, Michigan St.  
D—Mark Benning, Harvard  
D—Don McSween, Michigan St.  
F—Allen Bourbeau, Harvard  
F—Mike Donnelly, Michigan St. \*  
F—Jeff Parker, Michigan St.

## 1987

G—Ed Belfour, North Dakota  
D—Ian Kidd, North Dakota  
D—Chris Luongo, Michigan St.  
D—Don McSween, Michigan St.  
F—Tony Hrkac, North Dakota \*  
F—Bob Joyce, North Dakota  
F—Corey Millen, Minnesota

## 1988

G—Bruce Hoffort, Lake Superior St. \*  
D—Kord Cernich, Lake Superior St.  
D—Brian McColgan, St. Lawrence  
F—David Capuano, Maine  
F—Mike de Carle, Lake Superior St.  
F—Pete Lappin, St. Lawrence

## 1989

G—Allain Roy, Harvard  
D—Todd Richards, Minnesota  
D—Kevin Sneddon, Harvard  
F—Jon Anderson, Minnesota  
F—Ted Donato, Harvard \*  
F—Lane MacDonald, Harvard

## 1990

G—Duane Derksen, Wisconsin  
D—Rob Andringa, Wisconsin  
D—Mark Osiecki, Wisconsin  
F—John Byce, Wisconsin  
F—Joel Gardner, Colgate  
F—Chris Tancill, Wisconsin \*

## 1991

G—Bill Pye, Northern Mich.  
D—Lou Melone, Northern Mich.  
D—Brad Werenka, Northern Mich.  
F—Tony Amonte, Boston U.  
F—Scott Beattie, Northern Mich. \*  
F—Jean-Yves Roy, Maine

## 1992

G—Darrin Madeley, Lake Superior St.  
D—Mark Astley, Lake Superior St.  
D—Barry Richter, Wisconsin #  
F—Paul Constantin, Lake Superior St. \*  
F—Brian Rolston, Lake Superior St.  
F—Jason Zent, Wisconsin #

## 1993

G—Garth Snow, Maine  
D—Chris Imes, Maine  
D—Michael Smith, Lake Superior St.  
F—Paul Kariya, Maine  
F—Jim Montgomery, Maine \*  
F—Brian Rolston, Lake Superior St.

## 1994

G—Blaine Lacher, Lake Superior St.  
D—Keith Aldridge, Lake Superior St.  
D—Steven Barnes, Lake Superior St.  
F—Clayton Beddoes, Lake Superior St.  
F—Mike Pomichter, Boston U.  
F—Sean Tallaire, Lake Superior St. \*



## 1995

G—Blair Allison, Maine  
D—Chris Imes, Maine  
D—Kaj Linna, Boston U.  
F—Shawn Bates, Boston U.  
F—Chris O'Sullivan, Boston U. \*  
F—Dan Shermerhorn, Maine

## 1996

G—Marty Turco, Michigan  
D—Steven Halko, Michigan  
D—Scott Swanson, Colorado Col.  
F—Peter Geronazzo, Colorado Col.  
F—Brendan Morrison, Michigan \*  
F—Martin St. Louis, Vermont

## 1997

G—Aaron Schweitzer, North Dakota  
D—Curtis Murphy, North Dakota  
D—Tom Poti, Boston U.  
F—Chris Drury, Boston U.  
F—Matt Henderson, North Dakota \*  
F—David Hoogsteen, North Dakota

## 1998

G—Marty Turco, Michigan \*  
D—Bubba Berenzweig, Michigan  
D—Mike Mottau, Boston College  
F—Mark Kosick, Michigan  
F—Josh Langfeld, Michigan  
F—Marty Reasoner, Boston College

## 1999

G—Alfie Michaud, Maine \*  
D—David Cullen, Maine  
D—Jayme Filipowicz, New Hampshire  
F—Niko Dimitrakos, Maine  
F—Jason Krog, New Hampshire  
F—Mike Souza, New Hampshire

## 2000

G—Karl Goehring, North Dakota  
D—Mike Commodore, North Dakota  
D—Mike Mottau, Boston College  
F—Jeff Farkas, Boston College  
F—Lee Goren, North Dakota \*  
F—Bryan Lundbohm, North Dakota

## 2001

G—Scott Clemmensen, Boston College  
D—Travis Roche, North Dakota  
D—Rob Scuderi, Boston College  
F—Chuck Kobasew, Boston College \*  
F—Krys Kolanos, Boston College  
F—Bryan Lundbohm, North Dakota

## 2002

G—Adam Hauser, Minnesota  
D—Michael Schutte, Maine  
D—Peter Metcalf, Maine  
F—John Pohl, Minnesota  
F—Grant Potulny, Minnesota \*  
F—Robert Liscak, Maine

## 2003

G—Travis Weber, Minnesota  
D—Paul Martin, Minnesota  
D—Matt DeMarchi, Minnesota  
F—Steve Saviano, New Hampshire  
F—Thomas Vanek, Minnesota \*  
F—Nathan Martz, New Hampshire

## 2004

G—Adam Berkhoel, Denver \*  
D—Ryan Caldwell, Denver  
D—Prestin Ryan, Maine  
F—Connor James, Denver  
F—Junior Lessard, Minn. Duluth  
F—Dustin Penner, Maine

## 2005

G—Peter Mannino, Denver \*  
D—Matt Carle, Denver  
D—Brett Skinner, Denver  
F—Gabe Gauthier, Denver  
F—Paul Stastny, Denver  
F—Travis Zajac, North Dakota

## 2006

G—Brian Elliott, Wisconsin  
D—Tom Gilbert, Wisconsin  
D—Brett Motherwell, Boston College  
F—Adam Burish, Wisconsin  
F—Chris Collins, Boston College  
F—Robbie Earl, Wisconsin \*

## 2007

G—Jeff Lerg, Michigan St.  
D—Brian Boyle, Boston College  
D—Tyler Howells, Michigan St.  
F—Justin Abdelkader, Michigan St.  
F—Nathan Gerbe, Boston College  
F—Tim Kennedy, Michigan St. \*

## 2008

G—John Muse, Boston College  
D—Mike Brennan, Boston College  
D—Kyle Lawson, Notre Dame  
F—Kevin Deeth, Notre Dame  
F—Nathan Gerbe, Boston College \*  
F—Ben Smith, Boston College

## 2009

G—Kieran Millan, Boston U.  
D—Colby Cohen, Boston U. \*  
D—Kevin Roeder, Miami (OH)  
F—Nick Bonino, Boston U.  
F—Colin Wilson, Boston U.  
F—Tommy Wingels, Miami (OH)

## 2010

G—John Muse, Boston College  
D—Brian Dumoulin, Boston College  
D—Brendan Smith, Wisconsin  
F—Cam Atkinson, Boston College \*  
F—Ben Smith, Boston College  
F—Joe Whitney, Boston College

## 2011

G—Shawn Hunwick, Michigan  
D—Justin Faulk, Minn. Duluth  
D—Jon Merrill, Michigan  
F—J.T. Brown, Minn. Duluth \*  
F—Kyle Schmidt, Minn. Duluth  
F—Ben Winnett, Michigan

## 2012

G—Parker Milner, Boston College \*  
D—Chad Billins, Ferris St.  
D—Brian Dumoulin, Boston College  
F—Kyle Bonis, Ferris St.  
F—Paul Carey, Boston College  
F—Steven Whitney, Boston College

## 2013

G—Jeff Malcolm, Yale  
D—Zach Davies, Quinnipiac  
D—Gus Young, Yale  
F—Clinton Bourbonais, Yale  
F—Andrew Miller, Yale\*  
F—Jordan Samuels-Thomas, Quinnipiac

## 2014

G—Colin Stevens, Union (NY)  
D—Mat Bodie, Union (NY)  
D—Shayne Gostisbehere, Union (NY)\*  
F—Daniel Ciampini, Union (NY)  
F—Kyle Rau, Minnesota  
F—Sam Warning, Minnesota

## 2015

G—Jon Gillies, Providence\*  
D—Anthony Florentino, Providence  
D—Matt Grzelcyk, Boston U.  
F—Ahti Oksanen, Boston U.  
F—Mark Jankowski, Providence  
F—Jack Eichel, Boston U.

## 2016

G—Cam Johnson, North Dakota  
D—Connor Clifton, Quinnipiac  
D—Troy Stecher, North Dakota  
F—Travis St. Denis, Quinnipiac  
F—Brock Boeser, North Dakota  
F—Drake Caggiula, North Dakota\*

## 2017

G—Tanner Jaillet, Denver  
D—Will Butcher, Denver  
D—Will Pionk, Minn. Duluth  
F—Alex Iafallo, Minn. Duluth  
F—Jared Lukosevicius, Denver\*  
F—Troy Terry, Denver

## 2018

G—Hunter Shepard, Minn. Duluth  
D—Jordan Gross, Notre Dame  
D—Scott Perunovich, Minn. Duluth  
F—Karson Kuhlman, Minn. Duluth\*  
F—Andrew Oglevie, Notre Dame  
F—Jared Thomas, Minn. Duluth

## 2019

G—Hunter Shepard, Minn. Duluth  
D—Mikey Anderson, Minn. Duluth  
D—Marc Del Gaizo, Massachusetts  
F—Parker Mackay, Minn. Duluth\*  
F—Billy Exell, Minn. Duluth  
F—Justin Richards, Minn. Duluth

## 2021

G—Filip Lindberg, Massachusetts  
D—Zac Jones, Massachusetts  
D—Matthew Kessel, Massachusetts  
F—Nathan Smith, Minnesota St.  
F—Bobby Trivigno, Massachusetts\*  
F—Nolan Walker, St. Cloud St.

## 2022

G—Magnus Chrona, Denver  
D—Mike Benning, Denver\*  
D—Jack McNeely, Minnesota St.  
F—Ryan Barrow, Denver  
F—Sam Morton, Minnesota St.  
F—Carter Savoie, Denver

## 2023

G—Yaniv Perets, Quinnipiac  
D—Luke Mittelstadt, Minnesota  
D—Zach Metsa, Quinnipiac  
F—Jacob Quillin, Quinnipiac\*  
F—Logan Cooley, Minnesota  
F—Collin Graf, Quinnipiac

## ELITE 90

Year	Player, Team	Major	GPA
2010	Mark Cornacchia, RIT	Finance	3.85
2011	Brad Eidsness, North Dakota	Entrepreneurship	3.76
2012	Thomas Hill, Ferris St.	Finance	3.851
2013	Brooks Bertsch, St. Cloud St.	Management	3.967
2014	Nick Mattson, North Dakota	Management	3.966
2015	Nick Mattson, North Dakota	Management	3.922
2016	Gabe Levin, Denver	Finance	3.961
2017	Thomas Aiken, Harvard	Economics	3.801
2018	Sean Romeo, Ohio St.	Finance and Accounting	3.728
2019	Erich Fear, Denver	Finance	3.97
2021	Chase Brand, St. Cloud St.	Finance	3.96
2022	Colin Schmidt, Minnesota	Finance	4.00
2023	Colin Schmidt, Minnesota	Finance	3.991



# CHAMPIONSHIP GAME RECORDS

Championship Game Records.....	22
--------------------------------	----

# CHAMPIONSHIP GAME RECORDS

The following records are from the NCAA championship game. A performance later vacated is indicated by (\*). The 2020 tournament was not held due to the COVID-19 pandemic.

## INDIVIDUAL

### GOALS

- 4—Chris Ray, Colorado Col. vs. Boston U., March 18, 1950
- 4—Bob McCusker, Colorado Col. vs. Michigan, March 16, 1957
- 4—Doug Smail, North Dakota vs. Northern Mich., March 29, 1980
- 3—Wally Gacek, Michigan vs. Dartmouth, March 20, 1948
- 3—Ed Switzer, Michigan vs. Michigan Tech, March 17, 1956
- 3—Bill Masterton, Denver vs. St. Lawrence, March 18, 1961
- 3—John Ivanitz, Michigan Tech vs. Clarkson, March 17, 1962
- 3—Bob Hamill, Denver vs. North Dakota, March 16, 1963
- 3—Dan Lodboa, Cornell vs. Clarkson, March 21, 1970
- 3—Phil Sykes, North Dakota vs. Wisconsin, March 27, 1982
- 3—Allen Bourbeau, Harvard vs. Michigan St., March 29, 1986
- 3—John Byce, Wisconsin vs. Colgate, April 1, 1990
- 3—Scott Beattie, Northern Mich. vs. Boston U., March 30, 1991 (3 OT)
- 3—Darryl Plandowski, Northern Mich. vs. Boston U., March 30, 1991 (3 OT)
- 3—Jason Zent, Wisconsin vs. Lake Superior St., April 4, 1992
- 3—Jim Montgomery, Maine vs. Lake Superior St., April 3, 1993
- 3—Jarid Lukosevicius, Denver vs. Minnesota Duluth, April 8, 2017

### FASTEST GAME-OPENING GOAL

- :20—Luc St. Jean, Clarkson vs. Cornell, March 21, 1970
- :23—Ed Switzer, Michigan vs. Michigan Tech, March 17, 1956
- :28—Patrice Tardif, Maine vs. Lake Superior St., April 3, 1993
- :38—John Ivanitz, Michigan Tech vs. Clarkson, March 17, 1962
- :38—Mark Fidler, Boston U. vs. Boston College, March 25, 1978

### FASTEST CONSECUTIVE GOALS

- :16—Jarid Lukosevicius, Denver vs. Minnesota Duluth, April 8, 2017
- :51—John MacMillan, Denver vs. Michigan Tech, March 19, 1960
- 1:14—Jim Montgomery, Maine vs. Lake Superior St., April 3, 1993
- 1:53—John Byce, Wisconsin vs. Colgate, April 1, 1990
- 2:41—Warren Young, Michigan Tech vs. Minnesota, March 27, 1976

### FASTEST HAT TRICK

- 4:35—Jim Montgomery, Maine vs. Lake Superior St., April 3, 1993
- 7:14—Dan Lodboa, Cornell vs. Clarkson, March 21, 1970
- 7:39—Jarid Lukosevicius, Denver vs. Minn. Duluth, April 8, 2017
- 8:23—Scott Beattie, Northern Mich. vs. Boston U., March 30, 1991
- 11:13—Chris Ray, Colorado Col. vs. Boston U., March 18, 1950

### ASSISTS

- 4—Tom Vannelli, Minnesota vs. Michigan Tech, March 27, 1976
- 4—Phil Sykes, North Dakota vs. Northern Mich., March 29, 1980
- 4—Gerald Tallaire, Lake Superior St. vs. Boston U., April 2, 1994
- 3—24 times, most recent: Brock Boeser, North Dakota vs. Quinnipiac, April 9, 2016

### POINTS

- 6—Wally Gacek, Michigan vs. Dartmouth, March 20, 1948 (3 goals, 3 assists)
- 6—Chris Ray, Colorado Col. vs. Boston U., March 18, 1950 (4 goals, 2 assists)
- 6—Bob McCusker, Colorado Col. vs. Michigan, March 16, 1957 (4 goals, 2 assists)
- 5—Wally Grant, Michigan vs. Dartmouth, March 20, 1948 (2 goals, 3 assists)
- 5—Harry Whitworth, Colorado Col. vs. Boston U., March 18, 1950 (2 goals, 3 assists)
- 5—Bill Masterton, Denver vs. St. Lawrence, March 18, 1961 (3 goals, 2 assists)
- 5—Tom Vannelli, Minnesota vs. Michigan Tech, March 27, 1976 (1 goal, 4 assists)
- 5—Phil Sykes, North Dakota vs. Northern Mich., March 29, 1980 (1 goal, 4 assists)

### PENALTIES

- 4—Bunt Hubchik, Colorado Col. vs. Michigan, March 12, 1955
- 4—Ed Zemrau, Denver vs. North Dakota, March 15, 1958
- 4—Bob Pallante, Michigan Tech vs. Clarkson, March 17, 1962
- 4—Craig Woodcroft, Colgate vs. Wisconsin, April 1, 1990
- 3—20 times, most recent: Brett Wysopal, Ferris St. vs. Boston College, April 7, 2012

### SAVES

- 55—Rick Kosti, Minn. Duluth vs. Bowling Green, March 24, 1984 (4 OT)
- 49—Bruce Hoffort, Lake Superior St. vs. St. Lawrence, April 2, 1988 (OT)
- 49—Jon Gillies, Providence vs. Boston U., April 11, 2015
- 47—Lorne Howes, Michigan vs. Colorado Col., March 12, 1955
- 46—Ken Kinsley, Colorado Col. vs. Michigan, March 15, 1952
- 46—Alfie Michaud, Maine vs. New Hampshire, April 3, 1999 (OT)

### SHUTOUTS

- Gerry Powers, Denver vs. North Dakota, March 16, 1968 (4-0)
- Tim Regan, Boston U. vs. Cornell, March 18, 1972 (4-0)
- Adam Berkhoel, Denver vs. Maine, April 10, 2004 (1-0)
- John Muse, Boston College vs. Wisconsin, April 10, 2010 (5-0)
- Jeff Malcolm, Yale vs. Quinnipiac, April 13, 2013 (4-0)
- Hunter Shepard, Minn. Duluth vs. Massachusetts, April 13, 2019 (3-0)
- Filip Lindberg, Massachusetts vs. St. Cloud St., April 10, 2021 (5-0)

## TEAM

### GOALS

- 13—Colorado Col. vs. Boston U. (4), March 18, 1950
- 13—Colorado Col. vs. Michigan (6), March 16, 1957
- 12—Denver vs. St. Lawrence (2), March 18, 1961
- 9—Lake Superior St. vs. Boston U. (1), April 2, 1994
- 8—Michigan vs. Dartmouth (4), March 20, 1948
- 8—Michigan Tech vs. Boston College (2), March 20, 1965
- 8—Northern Mich. vs. Boston U. (7), March 30, 1991 (3 OT)

## GOALS, BOTH TEAMS

- 19—Colorado Col. (13) vs. Michigan (6), March 16, 1957
- 17—Colorado Col. (13) vs. Boston U. (4), March 18, 1950
- 15—Northern Mich. (8) vs. Boston U. (7), March 30, 1991 (3 OT)
- 14—Denver (12) vs. St. Lawrence (2), March 18, 1961
- 12—Michigan (8) vs. Dartmouth (4), March 20, 1948
- 12—Michigan (7) vs. Michigan Tech (5), March 17, 1956

## GOALS, PERIOD

- 10—Colorado Col. vs. Boston U., March 18, 1950 (3rd)
- 7—Colorado Col. vs. Michigan, March 16, 1957 (3rd)
- 5—Denver vs. St. Lawrence, March 18, 1961 (1st)
- 5—North Dakota vs. Denver, March 16, 1963 (1st)
- 5—Northern Mich. vs. Boston U., March 30, 1991 (2nd)
- 5—Lake Superior St. vs. Boston U., April 2, 1994 (2nd)
- 5—North Dakota vs. Boston U., March 29, 1997 (2nd)
- 5—Denver vs. Minnesota St., April 9, 2022 (3rd)

## GOALS, PERIOD, BOTH TEAMS

- 13—Colorado Col. (10) vs. Boston U. (3), March 18, 1950 (3rd)
- 9—Colorado Col. (7) vs. Michigan (2), March 16, 1957 (3rd)
- 7—Michigan (4) vs. Michigan Tech (3), March 17, 1956 (1st)
- 7—Denver (5) vs. St. Lawrence (2), March 18, 1961 (1st)
- 7—North Dakota (5) vs. Denver (2), March 16, 1963 (1st)

## GOALS, LOSING TEAM

- 7—Boston U. vs. Northern Mich. (8), March 30, 1991 (3 OT)
- 6—Michigan vs. Colorado Col. (13), March 16, 1957
- 5—Michigan Tech vs. Michigan (7), March 17, 1956
- 5—Denver vs. North Dakota (6), March 16, 1963
- 5—Michigan vs. Wisconsin (6), March 26, 1977 (OT)
- 5—Harvard vs. Michigan St. (6), March 29, 1986

## FEWEST GOALS

- 0—North Dakota vs. Denver (4), March 16, 1968
- 0—Cornell vs. Boston U. (4), March 18, 1972
- 0—Maine vs. Denver (1), April 10, 2004
- 0—Wisconsin vs. Boston College (5), April 10, 2010
- 0—Quinnipiac vs. Yale (4), April 13, 2013
- 0—Massachusetts vs. Minn. Duluth (3), April 13, 2019
- 0—St. Cloud St. vs. Massachusetts (5), April 10, 2021

## FEWEST GOALS, BOTH TEAMS

- 1—Denver (1) vs. Maine (0), April 10, 2004
- 3—Rensselaer (2) vs. Providence (1), March 30, 1985
- 3—Wisconsin (2) vs. Boston College (1), April 8, 2006
- 3—Minn. Duluth (2) vs. Notre Dame (1), April 7, 2018
- 3—Minn. Duluth (3) vs. Massachusetts (0), April 13, 2019

## FASTEST CONSECUTIVE GOALS

- :04—Boston U. (Ahti Oksanen and Danny O'Regan) vs. Providence, April 11, 2015
- :05—Michigan (Gordon McMillan and Wally Gacek) vs. Dartmouth, March 20, 1948
- :12—Colorado Col. (Harry Whitworth and Carl Lawrence) vs. Boston U., March 18, 1950
- :14—Colorado Col. (Chris Ray and Ron Hartwell) vs. Boston U., March 18, 1950
- :15—Colorado Col. (Tony Frasca and Cam Berry) vs. Boston U., March 18, 1950

## FASTEST CONSECUTIVE GOALS, OPPOSING TEAMS

- :08—Boston U. (Jack Garrity), then Colorado Col. (Tony Frasca), March 18, 1950
- :12—Cornell (Doug Ferguson), then Boston U. (Mike Sobeski), March 18, 1967
- :17—Rensselaer (Abbie Moore), then Minnesota (Ken Yackel), March 13, 1954
- :20—Bowling Green (Garry Galley), then Minn. Duluth (Mark Baron), March 24, 1984
- :22—Colorado Col. (Don Hersack), then Michigan (Tom Rendall), March 16, 1957

## WINNING MARGIN

- 10—Denver (12) vs. St. Lawrence (2), March 18, 1961
- 9—Colorado Col. (13) vs. Boston U. (4), March 18, 1950
- 8—Lake Superior St. (9) vs. Boston U. (1), April 2, 1994
- 7—Colorado Col. (13) vs. Michigan (6), March 16, 1957
- 6—Michigan (7) vs. Brown (1), March 17, 1951
- 6—Michigan Tech (7) vs. Clarkson (1), March 17, 1962
- 6—Michigan Tech (8) vs. Boston College (2), March 20, 1965

## MARGIN OVERCOME TO WIN

- 3—Minnesota vs. Michigan Tech, March 27, 1976 (trailed 3-0; won 6-4)
- 3—Northern Mich. vs. Boston U., March 30, 1991 (trailed 3-0; won 8-7, 3 OT)
- 2—Michigan vs. Dartmouth, March 20, 1948 (trailed 4-2; won 8-4)
- 2—Bowling Green vs. Minn. Duluth, March 24, 1984 (trailed 4-2; won 5-4, 4 OT)
- 2—Michigan St. vs. Harvard, March 29, 1986 (trailed 4-2; won 6-5)
- 2—Lake Superior St. vs. Wisconsin, April 4, 1992 (trailed 2-0; won 5-3)
- 2—Maine vs. Lake Superior St., April 3, 1993 (trailed 4-2; won 5-4)
- 2—North Dakota vs. Boston U., March 29, 1997 (trailed 2-0; won 6-4)
- 2—Boston U. vs. Miami (OH), April 11, 2009 (trailed 3-1; won 4-3 [OT])
- 2—Quinnipiac vs. Minnesota, April 8, 2023 (trailed 2-0; won 3-2 [OT])

## ASSISTS

- 18—Denver vs. St. Lawrence, March 18, 1961 (12 goals)
- 17—Colorado Col. vs. Michigan, March 16, 1957 (13 goals)
- 16—Colorado Col. vs. Boston U., March 18, 1950 (13 goals)
- 16—Lake Superior St. vs. Boston U., April 2, 1994 (9 goals)
- 12—Michigan Tech vs. Boston College, March 20, 1965 (8 goals)
- 12—Wisconsin vs. Michigan, March 26, 1977 (6 goals) (OT)
- 12—Northern Mich. vs. Boston U., March 30, 1991 (8 goals) (3 OT)

## ASSISTS, BOTH TEAMS

- 23—Northern Mich. (12) vs. Boston U. (11), March 30, 1991 (15 goals) (3 OT)
- 21—Colorado Col. (16) vs. Boston U. (5), March 18, 1950 (17 goals)
- 21—Colorado Col. (17) vs. Michigan (4), March 16, 1957 (19 goals)
- 21—Denver (18) vs. St. Lawrence (3), March 18, 1961 (14 goals)
- 20—Wisconsin (12) vs. Michigan (8), March 26, 1977 (11 goals) (OT)
- 20—Harvard (10) vs. Michigan St. (10), March 29, 1986 (11 goals)

## FEWEST ASSISTS

### (EXCLUDING SHUTOUTS)

- 1—Brown vs. Michigan, March 17, 1951 (1 goal)
- 1—Colorado Col. vs. Michigan, March 15, 1952 (1 goal)
- 1—Clarkson vs. Michigan Tech, March 17, 1962 (1 goal)
- 1—Denver vs. Maine, April 10, 2004 (1 goal)
- 1—Boston College vs. Wisconsin, April 8, 2006 (1 goal)
- 1—Boston College vs. Michigan St., April 7, 2007 (1 goal)

## FEWEST ASSISTS, BOTH TEAMS

- 1—Denver (1) vs. Maine (0), April 10, 2004 (1 goal)
- 4—Michigan (2) vs. Colorado Col. (2), March 12, 1955 (8 goals)
- 4—Denver (4) vs. North Dakota, March 16, 1968 (4 goals, shutout)
- 4—Providence (2) vs. Rensselaer (2), March 30, 1985 (3 goals)
- 4—Minn. Duluth (2) vs. Notre Dame (2), April 8, 2017 (3 goals)

## POINTS

- 30—Colorado Col. vs. Michigan, March 16, 1957 (13 goals, 17 assists)
- 30—Denver vs. St. Lawrence, March 18, 1961 (12 goals, 18 assists)
- 29—Colorado Col. vs. Boston U., March 18, 1950 (13 goals, 16 assists)
- 25—Lake Superior St. vs. Boston U., April 2, 1994 (9 goals, 16 assists)
- 20—Michigan Tech vs. Boston College, March 20, 1965 (8 goals, 12 assists)
- 20—Northern Mich. vs. Boston U., March 30, 1991 (8 goals, 12 assists) (3 OT)

## POINTS, BOTH TEAMS

- 40—Colorado Col. (13 goals, 17 assists) vs. Michigan (6 goals, 4 assists), March 16, 1957
- 38—Colorado Col. (13 goals, 16 assists) vs. Boston U. (4 goals, 5 assists), March 18, 1950
- 38—Northern Mich. (8 goals, 12 assists) vs. Boston U. (7 goals, 11 assists), March 30, 1991 (3 OT)
- 35—Denver (12 goals, 18 assists) vs. St. Lawrence (2 goals, 3 assists), March 18, 1961
- 31—Wisconsin (6 goals, 12 assists) vs. Michigan (5 goals, 8 assists), March 26, 1977 (OT)
- 31—Michigan St. (6 goals, 10 assists) vs. Harvard (5 goals, 10 assists), March 29, 1986

## FEWEST POINTS

### (EXCLUDING SHUTOUTS)

- 2—Brown vs. Michigan, March 17, 1951 (1 goal, 1 assist)
- 2—Colorado Col. vs. Michigan, March 15, 1952 (1 goal, 1 assist)
- 2—Clarkson vs. Michigan Tech, March 17, 1962 (1 goal, 1 assist)
- 2—Denver vs. Maine, April 10, 2004 (1 goal, 1 assist)
- 2—Boston College vs. Wisconsin, April 8, 2006 (1 goal, 1 assist)
- 2—Boston College vs. Michigan St., April 7, 2007 (1 goal, 1 assist)

## FEWEST POINTS, BOTH TEAMS

- 2—Denver (1 goal, 1 assist) vs. Maine, April 10, 2004 (shutout)
- 7—Rensselaer (2 goals, 2 assists) vs. Providence (1 goal, 2 assists), March 30, 1985
- 7—Minn. Duluth (2 goals, 2 assists) vs. Notre Dame (1 goal, 2 assists), April 7, 2018
- 8—Denver (4 goals, 4 assists) vs. North Dakota, March 16, 1968 (shutout)
- 8—Wisconsin (2 goals, 4 assists) vs. Boston College (1 goal, 1 assist), April 8, 2006

## SHOTS ON GOAL

- 60—Bowling Green vs. Minn. Duluth, March 24, 1984 (5 goals) (4 OT)
- 52—Michigan vs. Brown, March 17, 1951 (7 goals)
- 52—St. Lawrence vs. Lake Superior St., April 2, 1988 (3 goals) (OT)
- 50—Michigan vs. Colorado Col., March 15, 1952 (4 goals)
- 50—Colorado Col. vs. Michigan, March 12, 1955 (3 goals)
- 50—Denver vs. St. Lawrence, March 18, 1961 (12 goals)

## SHOTS ON GOAL, BOTH TEAMS

- 96—Bowling Green (60) vs. Minn. Duluth (36), March 24, 1984 (9 goals) (4 OT)
- 89—Union (NY) (49) vs. Minnesota (40), April 12, 2014 (11 goals)
- 88—Northern Mich. (48) vs. Boston U. (40), March 30, 1991 (15 goals) (3 OT)
- 87—St. Lawrence (52) vs. Lake Superior St. (35), April 2, 1988 (7 goals) (OT)
- 87—New Hampshire (48) vs. Maine (39), April 3, 1999 (5 goals) (OT)

## SHOTS ON GOAL, PERIOD

- 23—Colorado Col. vs. Michigan, March 12, 1955 (2 goals)
- 23—North Dakota vs. Denver, April 9, 2005 (0 goals)
- 22—Minnesota vs. Rensselaer, March 13, 1954 (2 goals)
- 22—Michigan Tech vs. Michigan, March 17, 1956 (3 goals)
- 21—Michigan vs. Brown, March 17, 1951 (3 goals)

## SHOTS ON GOAL, PERIOD, BOTH TEAMS

- 36—Michigan Tech (22) vs. Michigan (14), March 17, 1956 (7 goals)
- 35—Union (NY) (20) vs. Minnesota (15), April 12, 2014 (6 goals)
- 34—Colorado Col. (23) vs. Michigan (11), March 12, 1955 (5 goals)
- 32—Boston U. (16) vs. Cornell (16), March 18, 1967 (2 goals)
- 32—Union (NY) (14) vs. Minnesota (18), April 12, 2014 (1 goal)

## FEWEST SHOTS ON GOAL

- 17—Denver vs. North Dakota, March 16, 1963 (5 goals)
- 18—Michigan St. vs. North Dakota, March 28, 1987 (3 goals)
- 18—Massachusetts vs. Minn. Duluth, April 13, 2019 (0 goals)
- 19—St. Lawrence vs. Denver, March 18, 1961 (2 goals)
- 19—Clarkson vs. Cornell, March 21, 1970 (4 goals)
- 19—Michigan vs. Colorado Col., March 30, 1996 (3 goals) (OT)

## FEWEST SHOTS ON GOAL, BOTH TEAMS

- 41—North Dakota (23) vs. Michigan St. (18), March 28, 1987 (8 goals)
- 42—Colorado Col. (23) vs. Michigan (19), March 30, 1996 (5 goals) (OT)
- 44—Colgate (24) vs. Wisconsin (20), April 1, 1990 (10 goals)
- 44—Maine (24) vs. Denver (20), April 10, 2004 (1 goal)
- 44—Boston College (23) vs. Notre Dame (21), April 12, 2008 (5 goals)

## FEWEST SHOTS ON GOAL, REGULATION PERIOD

- 2—Denver vs. North Dakota, March 16, 1963 (1 goal)
- 2—Michigan St. vs. North Dakota, March 28, 1987 (0 goals)
- 2—Boston U. vs. Lake Superior St., April 2, 1994 (0 goals)
- 2—Minnesota vs. Quinnipiac, April 8, 2023 (0 goals)
- 3—North Dakota vs. Denver, March 15, 1958 (1 goal)
- 3—North Dakota vs. Denver, March 16, 1968 (0 goals)
- 3—Michigan Tech vs. Minnesota, March 16, 1974 (1 goal)
- 3—Wisconsin vs. Colgate, April 1, 1990 (1 goal)
- 3—Wisconsin vs. Lake Superior St., April 4, 1992 (0 goals)
- 3—Michigan vs. Colorado Col., March 30, 1996 (1 goal)
- 3—Denver vs. Minnesota Duluth, April 8, 2017 (0 goals)
- 3—St. Cloud St. vs. Massachusetts, April 10, 2021 (0 goals)
- 3—Denver vs. Minnesota St., April 9, 2022 (0 goals)

---

## **FEWEST SHOTS ON GOAL, REGULATION PERIOD, BOTH TEAMS**

8—Colorado Col. (5) vs. Michigan (3), March 30, 1996 (1 goal)  
10—Denver (7) vs. North Dakota (3), March 15, 1958 (4 goals)  
10—North Dakota (8) vs. Michigan St. (2), March 28, 1987 (3 goals)  
10—Maine (6) vs. Denver (4), April 10, 2004 (1 goal)  
10—Massachusetts (7) vs. St. Cloud St. (3), April 10, 2021 (2 goals)  
11—Michigan St. (6) vs. North Dakota (5), March 14, 1959 (1 goal)  
11—North Dakota (9) vs. Denver (2), March 16, 1963 (1 goal)  
11—Denver (8) vs. North Dakota (3), March 16, 1968 (0 goals)  
11—Minnesota St. (8) vs. Denver (3), April 9, 2022 (1 goal)  
11—Minnesota (7) vs. Quinnipiac (4), April 8, 2023 (1 goal)

## **PENALTIES**

18—Colgate vs. Wisconsin, April 1, 1990  
14—Wisconsin vs. Colgate, April 1, 1990  
14—Wisconsin vs. Lake Superior St., April 4, 1992  
13—Clarkson vs. Michigan St., March 19, 1966  
12—Lake Superior St. vs. St. Lawrence, April 2, 1988 (OT)

## **PENALTIES, BOTH TEAMS**

32—Colgate (18) vs. Wisconsin (14), April 1, 1990  
24—Wisconsin (14) vs. Lake Superior St. (10), April 4, 1992  
21—Lake Superior St. (12) vs. St. Lawrence (9), April 2, 1988 (OT)  
20—Boston College (10) vs. Boston U. (10), March 25, 1978  
20—Colorado Col. (10) vs. Michigan (10), March 30, 1996 (OT)

## **FEWEST PENALTIES**

1—Michigan Tech vs. Denver, March 19, 1960  
1—Denver vs. Minnesota Duluth, April 8, 2017  
1—Denver vs. Minnesota St., April 9, 2022  
2—Brown vs. Michigan, March 17, 1951  
2—Michigan vs. Brown, March 17, 1951  
2—\*Denver vs. Wisconsin, March 17, 1973  
2—Minn. Duluth vs. Denver, April 8, 2017  
2—Minn. Duluth vs. Notre Dame, April 7, 2018  
2—Massachusetts vs. St. Cloud St., April 10, 2021  
2—Quinnipiac vs. Minnesota, April 8, 2023  
2—Minnesota vs. Quinnipiac, April 8, 2023

## **FEWEST PENALTIES, BOTH TEAMS**

3—Denver (1) vs. Minnesota Duluth (2), April 8, 2017  
4—Brown (2) vs. Michigan (2), March 17, 1951  
4—Denver (1) vs. Minnesota St. (3), April 9, 2022  
4—Quinnipiac (2) vs. Minnesota (2), April 8, 2023  
5—Minn. Duluth (2) vs. Notre Dame (3), April 7, 2018  
5—Wisconsin (3) vs. \*Denver (2), March 17, 1973  
5—St. Cloud St. (3) vs. Massachusetts (2), April 10, 1921  
6—Denver (5) vs. Michigan Tech (1), March 19, 1960

## **LONGEST GAME**

97:11—Bowling Green (5) vs. Minn. Duluth (4), March 24, 1984 (4 OT)  
81:57—Northern Mich. (8) vs. Boston U. (7), March 30, 1991 (3 OT)  
77:51—Michigan (3) vs. Boston College (2), April 4, 1998 (OT)  
76:58—Minnesota (4) vs. Maine (3), April 6, 2002 (OT)  
71:47—Boston U. (4) vs. Miami (OH) (3), April 11, 2009 (OT)



# REGIONAL RECORDS

Regional Records.....	28
All-Regional Teams.....	33



# REGIONAL RECORDS

The following records include game marks set during the East or West regionals (1992-2002). In 2003, the tournament was expanded to 16 teams; therefore, the Northeast and Midwest Regions were added. A performance later vacated by (\*). The 2020 tournament was not held due to the COVID-19 pandemic. Also, in 2020, regionals were changed to be named after the host city and not the geographic region.

## INDIVIDUAL, GAME

### GOALS

- 4—Kevin Porter, Michigan vs. Niagara, East Reg., March 28, 2008
- 3—Scott Thomas, Clarkson vs. Northern Mich., West Reg., March 27, 1992
- 3—Scott Beattie, Northern Mich. vs. Clarkson, West Reg., March 27, 1992
- 3—Paul Constantin, Lake Superior St. vs. Minnesota, West Reg., March 29, 1992
- 3—Gerald Tallaire, Lake Superior St. vs. Northeastern, West Reg., March 26, 1994 (OT)
- 3—Kaj Linna, Boston U. vs. Lake Superior St., East Reg., March 25, 1995
- 3—Dave Barozzino, Mass.-Lowell vs. Michigan St., West Reg., March 23, 1996
- 3—Steve Kariya, Maine vs. Clarkson, East Reg., March 27, 1999
- 3—Grant Potulny, Minnesota vs. Mercyhurst, West Reg., March 28, 2003
- 3—Gabe Gauthier, Denver vs. New Hampshire, Northeast Reg., March 27, 2005
- 3—Chris Higgins, Boston U. vs. Neb. Omaha, Northeast Reg., March 24, 2006
- 3—Joe Pavelski, Wisconsin vs. Bemidji St., Midwest Reg., March 25, 2006
- 3—T.J. Oshie, North Dakota vs. Michigan, West Reg., March 24, 2007
- 3—Ryan Duncan, North Dakota vs. Princeton, Midwest Reg., March 29, 2008
- 3—Cam Atkinson, Boston College vs. Yale, Northeast Reg., March 28, 2010
- 3—Mark Arcobello, Yale vs. Boston College, Northeast Reg., March 28, 2010
- 3—Matthew Peca, Quinnipiac vs. Union (NY), East Reg., March 31, 2013
- 3—Rocco Grimaldi, North Dakota vs. Wisconsin, Midwest Reg., March 28, 2014
- 3—Johnny Gaudreau, Boston College vs. Denver, Northeast Reg., March 29, 2014
- 3—Troy Terry, Denver vs. Penn St., Midwest Reg., March 26, 2017
- 3—Bryce Brodzinski, Minnesota vs. Canisius, Fargo Reg., March 23, 2023
- 3—Rutger McGroarty, Michigan vs. Colgate, Allentown Reg., March 24, 2023

### FASTEST GAME-OPENING GOAL

- :10—Colin Hemingway, New Hampshire vs. St. Cloud St., Northeast Reg., March 28, 2003
- :13—Matt Koalska, Minnesota vs. Ferris St., West Reg., March 29, 2003
- :19—Tommy Wingels, Miami (OH) vs. Air Force, Northeast Reg., March 29, 2008
- :19—Jimmy Hayes, Boston College vs. Colorado Col., West Reg., March 25, 2011
- :25—Johnny Gaudreau, Boston College vs. Denver, Northeast Reg., March 29, 2014

### FASTEST CONSECUTIVE GOALS

- :23—Jimmy Hayes, Boston College vs. Yale, Northeast Reg., March 28, 2010
- :30—Rocco Grimaldi, North Dakota vs. Wisconsin, Midwest Reg., March 28, 2014
- :41—Jason Botterill, Michigan vs. Minnesota, West Reg., March 23, 1997
- :59—Brian Rolston, Lake Superior St. vs. Minn. Duluth, West Reg., March 27, 1993

- 1:02—Scott Beattie, Northern Mich. vs. Clarkson, West Reg., March 27, 1992

### FASTEST HAT TRICK

- 3:12—Matthew Peca, Quinnipiac vs. Union (NY), East Reg., March 31, 2013
- 5:31—Chris Higgins, Boston U. vs. Neb. Omaha, Northeast Reg., March 24, 2006
- 9:08—Bryce Brodzinski, Minnesota vs. Canisius, Fargo Reg., March 23, 2023
- 18:30—Ryan Duncan, North Dakota vs. Niagara, Midwest Reg., March 29, 2008
- 19:19—Cam Atkinson, Boston College vs. Yale, Northeast Reg., March 28, 2010
- 20:21—Rutger McGroarty, Michigan vs. Colgate, Allentown Reg., March 24, 2023
- 21:27—Kevin Porter, Michigan vs. Niagara, East Reg., March 28, 2008

### ASSISTS

- 5—Gino Guyer, Minnesota vs. Mercyhurst, West Reg., March 28, 2003
- 5—Brock Faber, Minnesota vs. Omaha, Loveland Reg., March 27, 2021
- 4—Mark Beaufait, Northern Mich. vs. Clarkson, West Reg., March 27, 1992
- 4—Brendan Morrison, Michigan vs. Lake Superior St., West Reg., March 27, 1994 (OT)
- 4—Jeff Panzer, North Dakota vs. Colorado Col., East Reg., March 24, 2001
- 4—Matt Gilroy, Boston U. vs. Ohio St., Northeast Reg., March 28, 2009
- 4—Andrew Miller, Yale vs. Boston College, Northeast Reg., March 28, 2010
- 4—Luke Hughes, Michigan vs. Colgate, Allentown Reg., March 24, 2023
- 4—Jake Wise, Ohio St. vs. Harvard, Bridgeport Reg., March 24, 2023

### POINTS

- 6—Steve Kariya, Maine vs. Clarkson, East Reg., March 27, 1999 (3 goals, 3 assists)
- 6—Mark Arcobello, Yale vs. Boston College, Northeast Reg., March 28, 2010 (3 goals, 3 assists)
- 6—Johnny Gaudreau, Boston College vs. Denver Northeast Reg., March 29, 2014 (3 goals, 3 assists)
- 5—Scott Beattie, Northern Mich. vs. Clarkson, West Reg., March 27, 1992 (3 goals, 2 assists)
- 5—Jim Montgomery, Maine vs. Minnesota, East Reg., March 27, 1993 (2 goals, 3 assists)
- 5—Gino Guyer, Minnesota vs. Mercyhurst, West Reg., March 28, 2003 (5 assists)
- 5—Troy Terry, Denver vs. Penn St., Midwest Reg., March 26, 2017 (3 goals, 2 assists)
- 5—Brock Faber, Minnesota vs. Omaha, Loveland Reg., March 27, 2021
- 5—Luke Hughes, Michigan vs. Colgate, Allentown Reg., March 24, 2023 (1 goal, 4 assists)

### PENALTIES

- 5—Christian Sbrocca, Mass.-Lowell vs. Colorado Col., West Reg., March 24, 1996
- 5—Matt Greene, North Dakota vs. Boston College, East Reg., March 26, 2005
- 4—\*Chris Nelson, Wisconsin vs. New Hampshire, East Reg., March 26, 1992
- 4—Joe Frederick, Northern Mich. vs. Michigan, West Reg., March 29, 1992
- 4—Jamie Spencer, Wisconsin vs. Michigan, West Reg., March 25, 1995
- 4—Jason Botterill, Michigan vs. Wisconsin, West Reg., March 25, 1995
- 4—Jamal Mayers, Western Mich. vs. Clarkson, East Reg., March 22, 1996
- 4—Chris Clark, Clarkson vs. Western Mich., East Reg., March 22, 1996
- 4—Erik Rasmussen, Minnesota vs. Michigan St., West Reg., March 22, 1997



- 4—Matt Hendricks, St. Cloud St. vs. New Hampshire, Northeast Reg., March 28, 2003
- 4—Adam Burish, Wisconsin vs. Michigan, Midwest Reg., March 25, 2005
- 4—Dan Bertman, Boston College vs. Miami (OH), Northeast Reg., March 24, 2006
- 4—Paul LaDue, North Dakota vs. Quinnipiac, West Reg., March 27, 2015

## SAVES

- 77—Rick DiPietro, Boston U. vs. St. Lawrence, East Reg., March 26, 2000 (4 OT)
- 72—Derek Gustafson, St. Lawrence vs. Boston U., East Reg., March 26, 2000 (4 OT)
- 59—David McKee, Cornell vs. Wisconsin, Midwest Reg., March 26, 2006 (3 OT)
- 57—Zach Stejskal, Minn. Duluth vs. North Dakota, Fargo Reg., March 27, 2021 (5 OT)
- 56—Jake Oettinger, Boston U. vs. North Dakota, West Reg., March 24, 2017 (2 OT)
- 55—Connor Knapp, Miami (OH) vs. Michigan, Midwest Reg., March 28, 2010 (2 OT)

## SHUTOUTS

- Trent Cavicchi, New Hampshire vs. Rensselaer, East Reg., March 25, 1994 (2-0)
- Jeff Callinan, Minnesota vs. Rensselaer, West Reg., March 24, 1995 (3-0)
- Jeff Maund, Ohio St. vs. Yale, West Reg., March 27, 1998 (4-0)
- Jeff Sanger, Colorado Col. vs. Michigan St., West Reg., March 22, 2002 (2-0)
- Michael Ayers, New Hampshire vs. Boston U., Northeast Reg., March 29, 2003 (3-0)
- Matti Kaltiainen, Boston College vs. Ohio St., East Reg., March 29, 2003 (1-0)
- Jordan Parise, North Dakota vs. Holy Cross, West Reg., March 26, 2004 (3-0)
- Bernd Bruckler, Wisconsin vs. Ohio St., East Reg., March 26, 2004 (1-0) (OT)
- Adam Berkhoel, Denver vs. North Dakota, West Reg., March 27, 2004 (1-0)
- Isaac Reichmuth, Minn. Duluth vs. Michigan St., Midwest Reg., March 27, 2004 (5-0)
- Jordan Parise, North Dakota vs. Boston U., East Reg., March 25, 2005 (4-0)
- Kellen Briggs, Minnesota vs. Maine, West Reg., March 26, 2005 (1-0) (OT)
- Cory Schneider, Boston College vs. Miami (OH), Northeast Reg., March 24, 2006 (5-0)
- Brian Elliot, Wisconsin vs. Bemidji St., Midwest Reg., March 25, 2006 (4-0)
- Jeff Lerg, Michigan St. vs. New Hampshire, East Reg., March 25, 2006 (1-0)
- Cory Schneider, Boston College vs. Boston U., Northeast Reg., March 25, 2006 (5-0)
- Brian Elliot, Wisconsin vs. Cornell, Midwest Reg., March 26, 2006 (1-0) (3 OT)
- Jon Quick, Massachusetts vs. Clarkson, East Reg., March 23, 2007 (1-0)
- Cory Schneider, Boston College vs. Miami (OH), Northeast Reg., March 25, 2007 (4-0)
- Billy Sauer, Michigan vs. Clarkson, East Reg., March 29, 2008 (2-0)
- Andrew Volkening, Air Force vs. Michigan, East Reg., March 27, 2009 (2-0)
- Kenny Reiter, Minn. Duluth vs. Union (NY), East Reg., March 25, 2011 (2-0)
- Aaron Dell, North Dakota vs. Rensselaer, Midwest Reg., March 26, 2011 (6-0)
- Parker Milner, Boston College vs. Air Force, Northeast Reg., March 24, 2012 (2-0)
- Parker Milner, Boston College vs. Minn. Duluth, Northeast Reg., March 25, 2012 (4-0)
- Connor Hellebuyck, Mass.-Lowell vs. New Hampshire, Northeast Reg., March 30, 2013 (2-0)
- Ryan McKay, Miami (OH) vs. Minn. St. Mankato, Midwest Reg., March 30, 2013 (4-0)
- C.J. Motte, Ferris St. vs. Colgate, Midwest Reg., March 28, 2014 (1-0)
- Jon Gillies, Providence vs. Quinnipiac, East Reg., March 28, 2014 (4-0)

- Adam Wilcox, Minnesota vs. St. Cloud St., West Reg., March 30, 2014 (4-0)
- Ryan Massa, Omaha vs. RIT, Midwest Reg., March 29, 2015 (4-0)
- Michael Garteig, Quinnipiac vs. RIT, East Reg., March 26, 2016 (4-0)
- Merrick Madsen, Harvard vs. Providence East Reg., March 24, 2017 (3-0)
- Tyler Wall, UMass Lowell vs. Cornell, Northeast Reg., March 25, 2017 (5-0)
- Hayden Hawkey, Providence vs. Clarkson, East Reg., March 23, 2018 (1-0)
- Filip Larsson, Denver vs. Ohio St., West Reg., March 29, 2019 (2-0)
- Filip Lindberg, Massachusetts vs. Harvard, Northeast Reg., March 29, 2019 (4-0)
- Filip Lindberg, Massachusetts vs. Notre Dame, Northeast Reg., March 30, 2019 (4-0)
- Filip Larsson, Denver vs. American Int'l, West Reg., March 30, 2019 (3-0)
- Hayden Hawkey, Providence vs. Cornell, East Reg., March 31, 2019 (4-0)
- Filip Lindberg, Massachusetts vs. Bemidji St., Bridgeport Reg., March 27, 2021 (4-0)
- Dryden McKay, Minnesota St. vs. Minnesota, Loveland Reg., March 28, 2021 (4-0)
- Ryan Fanti, Minn. Duluth vs. Michigan Tech, Loveland Reg., March 24, 2022 (3-0)
- Dryden McKay, Minnesota St. vs. Notre Dame, Albany Reg., March 26, 2022 (1-0)
- Justen Close, Minnesota vs. Western Mich., Worcester Reg., March 27, 2022 (3-0)
- Jaxon Castor, St. Cloud St. vs. Minnesota St., Fargo Reg., March 23, 2023 (4-0)
- Ian Shane, Cornell vs. Denver, Manchester Reg., March 23, 2023 (2-0)
- Liam Souliere, Penn St. vs. Michigan Tech, Allentown Reg., March 24, 2023 (8-0)
- Yaniv Perets, Quinnipiac vs. Merrimack, Bridgeport Reg., March 24, 2023 (5-0)

## TEAM, GAME

### GOALS

- 11—Michigan vs. Colgate (1), Allentown Reg., March 24, 2023
- 10—Penn St. vs. Union (NY) (3), Midwest Reg., March 25, 2017
- 9—Denver vs. New Hampshire (2), East Reg., March 24, 1995
- 9—Minnesota vs. Mercyhurst (2), West Reg., March 28, 2003
- 9—Boston U. vs. Neb. Omaha (2), Northeast Reg., March 24, 2006
- 9—Boston College vs. Yale (7), Northeast Reg., March 28, 2010
- 9—Minnesota vs. Canisius (2), Fargo Reg., March 23, 2023
- 8—Northern Mich. vs. Clarkson (4), West Reg., March 27, 1992
- 8—Lake Superior St. vs. Minnesota (3), West Reg., March 29, 1992
- 8—North Dakota vs. Michigan (5), West Reg., March 24, 2007
- 8—Boston U. vs. Ohio St. (3), Northeast Reg., March 28, 2009
- 8—Colorado Col. vs. Boston College (4), West Reg., March 25, 2011
- 8—Penn St. vs. Michigan Tech (0), Allentown Reg., March 24, 2023
- 8—Ohio St. vs. Harvard (1), Bridgeport Reg., March 24, 2023

### GOALS, BOTH TEAMS

- 16—Boston College (9) vs. Yale (7), Northeast Reg., March 28, 2010
- 13—Michigan (7) vs. Northern Mich. (6), West Reg., March 29, 1992
- 13—North Dakota (8) vs. Michigan (5), West Reg., March 24, 2007
- 13—Penn St. (10) vs. Union (NY) (3), Midwest Reg., March 25, 2017
- 12—Northern Mich. (8) vs. Clarkson (4), West Reg., March 27, 1992
- 12—Colorado Col. (8) vs. Boston College (4), West Reg., March 25, 2011
- 12—Providence (7) vs. Miami (OH) (5), East Reg., March 28, 2015
- 12—Michigan (11) vs. Colgate (1), Allentown Reg., March 24, 2023

### GOALS, PERIOD

- 7—Michigan vs. Colgate, Allentown Reg., March 24, 2023 (2nd)
- 6—Northern Mich. vs. Clarkson, West Reg., March 27, 1992 (2nd)
- 6—Boston U. vs. Neb. Omaha, Northeast Reg., March 24, 2006 (2nd)

6—Minnesota vs. Canisius, Fargo Reg., March 23, 2023 (3rd)  
 5—Harvard vs. New Hampshire, East Reg., March 26, 1994 (3rd)  
 5—New Hampshire vs. Wisconsin, East Reg., March 28, 1998 (3rd)  
 5—Maine vs. Michigan, East Reg., March 26, 2000 (3rd)  
 5—Minnesota vs. Mercyhurst, West Reg., March 28, 2003 (2nd)  
 5—Minnesota vs. Ferris St., West Reg., March 29, 2003 (1st)  
 5—Penn St. vs. Union (NY), Midwest Reg., March 25, 2017 (3rd)  
 5—Ohio St. vs. Harvard, Bridgeport Reg., March 24, 2023 (2nd)

## GOALS, PERIOD, BOTH TEAMS

9—Northern Mich. (6) vs. Clarkson (3), West Reg., March 27, 1992 (2nd)  
 7—Michigan (4) vs. Minnesota (3), West Reg., March 23, 1997 (2nd)  
 7—Minnesota (5) vs. Ferris St. (2), West Reg., March 29, 2003 (1st)  
 7—Boston U. (6) vs. Neb. Omaha (1), Northeast Reg., March 24, 2006 (2nd)  
 7—North Dakota (4) vs. Michigan (3), West Reg., March 24, 2007 (1st)  
 7—Boston College (4) vs. Yale (3), Northeast Reg., March 28, 2010 (2nd)  
 7—Michigan (4) vs. Quinnipiac (3), Allentown Reg., March 27, 2022 (3rd)  
 7—Michigan (7) vs. Colgate (0), Allentown Reg., March 24, 2023 (2nd)

## GOALS, LOSING TEAM

7—Yale vs. Boston College (9), Northeast Reg., March 28, 2010  
 6—Northern Mich. vs. Michigan (7), West Reg., March 29, 1992  
 5—Northeastern vs. Lake Superior St. (6), West Reg., March 26, 1994 (OT)  
 5—Michigan St. vs. Boston College (6), West Reg., March 24, 2000 (OT)  
 5—Colgate vs. Colorado Col. (6), Midwest Reg., March 25, 2005  
 5—Michigan vs. North Dakota (8), West Reg., March 24, 2007  
 5—North Dakota vs. New Hampshire (6), Northeast Reg., March 28, 2009 (OT)  
 5—Miami (OH) vs. Providence (7), East Reg., March 28, 2015

## FEWEST GOALS

0—Rensselaer vs. New Hampshire (2), East Reg., March 25, 1994  
 0—Rensselaer vs. Minnesota (3), West Reg., March 24, 1995  
 0—Yale vs. Ohio St. (4), West Reg., March 27, 1998  
 0—Colorado Col. vs. Michigan St. (2), West Reg., March 22, 2002  
 0—Boston U. vs. New Hampshire (3), Northeast Reg., March 29, 2003  
 0—Ohio St. vs. Boston College (1), East Reg., March 29, 2003  
 0—Holy Cross vs. North Dakota (3), West Reg., March 26, 2004  
 0—Ohio State vs. Wisconsin (1), East Reg., March 26, 2004 (OT)  
 0—North Dakota vs. Denver (1), West Reg., March 27, 2004  
 0—Michigan St. vs. Minn. Duluth (5), Midwest Reg., March 27, 2004  
 0—Maine vs. Minnesota, West Reg., March 26, 2005 (OT)  
 0—Miami (OH) vs. Boston College (5), Northeast Reg., March 24, 2006  
 0—Bemidji St. vs. Wisconsin (4), Midwest Reg., March 25, 2006  
 0—Boston U. vs. Boston College (5), Northeast Reg., March 25, 2006  
 0—New Hampshire vs. Michigan St. (1), East Reg., March 25, 2006  
 0—Cornell vs. Wisconsin (1), Midwest Reg., March 26, 2006  
 0—Clarkson vs. Massachusetts (1), East Reg., March 23, 2007 (OT)  
 0—Miami (OH) vs. Boston College (4), Northeast Reg., March 25, 2007  
 0—Clarkson vs. Michigan (2), East Reg., March 29, 2008  
 0—Michigan vs. Air Force (2), East Reg., March 27, 2009  
 0—Union (NY) vs. Minn. Duluth (2), East Reg., March 25, 2011  
 0—Rensselaer vs. North Dakota (6), Midwest Reg., March 26, 2011  
 0—Air Force vs. Boston College (2), Northeast Reg., March 24, 2012  
 0—Minn. Duluth vs. Boston College (4), Northeast Reg., March 25, 2012  
 0—New Hampshire vs. Mass.-Lowell (2), Northeast Reg., March 30, 2013  
 0—Minn. St. Mankato vs. Miami (OH) (4), Midwest Reg., March 30, 2013  
 0—Quinnipiac vs. Providence (4), East Reg., March 28, 2014  
 0—Colgate vs. Ferris St. (1), Midwest Reg., March 28, 2014  
 0—St. Cloud St. vs. Minnesota (4), West Reg., March 30, 2014  
 0—RIT vs. Omaha (4), Midwest Reg., March 29, 2015  
 0—RIT vs. Quinnipiac (4), East Reg., March 26, 2016

0—Providence vs. Harvard (3), East Reg., March 24, 2017  
 0—Cornell vs. UMass Lowell (5), Northeast Reg., March 25, 2017  
 0—Clarkson vs. Providence (1), East Reg., March 23, 2018  
 0—Ohio St. vs. Denver (2), West Reg., March 29, 2019  
 0—Harvard vs. Massachusetts (4), Northeast Reg., March 29, 2019  
 0—Notre Dame vs. Massachusetts (4), Northeast Reg., March 30, 2019  
 0—American Int' vs. Denver (3), West Reg., March 30, 2019  
 0—Cornell vs. Providence (4), East Reg., March 31, 2019  
 0—Bemidji St. vs. Massachusetts (4), Bridgeport Reg., March 27, 2021  
 0—Minnesota vs. Minnesota St. (4), Loveland Reg., March 28, 2021  
 0—Michigan Tech vs. Minn. Duluth (3), Loveland Reg., March 24, 2022  
 0—Notre Dame vs. Minnesota St. (1), Albany Reg., March 26, 2022  
 0—Western Mich. vs. Minnesota (3), Worcester Reg., March 27, 2022  
 0—Minnesota St. vs. St. Cloud St. (4), Fargo Reg., March 23, 2023  
 0—Denver vs. Cornell (2), Manchester Reg., March 23, 2023  
 0—Michigan Tech vs. Penn St. (8), Allentown Reg., March 24, 2023  
 0—Merrimack vs. Quinnipiac (5), Bridgeport Reg., March 24, 2023

## FEWEST GOALS, BOTH TEAMS

1—Boston College (1) vs. Ohio St. (0), East Reg., March 29, 2003  
 1—Wisconsin (1) vs. Ohio St. (0), East Reg., March 26, 2004 (OT)  
 1—Denver (1) vs. North Dakota (0), West Reg., March 27, 2004  
 1—Minnesota (1) vs. Maine (0), West Reg., March 26, 2005 (OT)  
 1—Michigan St. (1) vs. New Hampshire (0), East Reg., March 25, 2006  
 1—Wisconsin (1) vs. Cornell (0), Midwest Reg., March 26, 2006  
 1—Massachusetts (1) vs. Clarkson (0), East Reg., March 23, 2007 (OT)  
 1—Ferris St. (1) vs. Colgate (0), Midwest Reg., March 28, 2014  
 1—Providence (1) vs. Clarkson (0), East Reg., March 23, 2018  
 1—Minnesota St. (1) vs. Notre Dame (0), Albany Reg., March 26, 2022

## FASTEST CONSECUTIVE GOALS

:06—Michigan (Scott Matzka and Mike Cammalleri) vs. Mercyhurst, West Reg., March 24, 2001  
 :06—Ohio St. (Gustaf Westlund and Cam Thiesing) vs. Harvard, Bridgeport Reg., March 24, 2023  
 :11—Colorado Col. (Cam Kryway and Justin Morrison) vs. St. Lawrence, West Reg., March 27, 1999  
 :13—RIT (Tyler Brenner and Brent Alexin) vs. New Hampshire, East Reg., March 27, 2010  
 :14—Boston College (Nick Petrecki and Nathan Gerbe) vs. Miami (OH), Northeast Reg., March 30, 2008  
 :14—Miami (OH) (Trent Vogelhuber and Austin Czarnik), East Reg., March 23, 2012

## FASTEST CONSECUTIVE GOALS, OPPOSING TEAMS

:08—New Hampshire (Sean Collins), then Harvard (Alex Meintel), Northeast Reg., March 26, 2005  
 :09—Clarkson (Scott Thomas), then Northern Mich. (Scott Beattie), West Reg., March 27, 1992  
 :11—Yale (Mark Arcobello), then Boston College (Cam Atkinson), Northeast Reg., March 28, 2010  
 :12—Wisconsin (Matt Hussey), then Michigan St. (John Nail), West Reg., March 25, 2001  
 :14—Boston U. (Dan Spang), then Neb. Omaha (Tomas Klempa), Northeast Reg., March 24, 2006  
 :14—Minnesota (Nate Condon), then North Dakota (Mario Lamoureux), West Reg., March 25, 2012

## WINNING MARGIN

10—Michigan (11) vs. Colgate (1), Allentown Reg., March 24, 2023  
 8—Penn St. (8) vs. Michigan Tech (0), Allentown Reg., March 24, 2023  
 7—Denver (9) vs. New Hampshire (2), East Reg., March 24, 1995  
 7—Minnesota (9) vs. Mercyhurst (2), West Reg., March 28, 2003

7—Boston U. (9) vs. Neb. Omaha (2), Northeast Reg., March 24, 2006  
7—Penn St. (10) vs. Union (NY) (3), Midwest Reg., March 25, 2017  
7—Minnesota (9) vs. Canisius (2), Fargo Reg., March 23, 2023  
7—Ohio St. (8) vs. Harvard (1), Bridgeport Reg., March 24, 2023  
6—Harvard (7) vs. New Hampshire (1), East Reg., March 26, 1994  
6—North Dakota (6) vs. Rensselaer (0), Midwest Reg., March 26, 2011

## LARGEST MARGIN OVERCOME TO WIN

3—Michigan vs. Northern Mich., West Reg., March 29, 1992 (trailed 6-3; won 7-6)  
3—Michigan vs. Denver, East Reg., March 26, 1999 (trailed 3-0; won 5-3)  
3—Maine vs. Harvard, East Reg., March 26, 2004 (trailed 3-0; won 5-4)  
3—Colorado Col. vs. Michigan, Midwest Reg., March 26, 2005 (trailed 3-0; won 4-3)  
3—Providence vs. Minnesota St., East Reg., March 30, 2019 (trailed 3-0; won 6-3)

## ASSISTS

18—Michigan vs. Colgate, Allentown Reg., March 24, 2023 (11 goals)  
17—Boston U. vs. Neb. Omaha, Northeast Reg., March 24, 2006 (9 goals)  
15—Minnesota vs. Canisius, Fargo Reg., March 23, 2023 (9 goals)  
15—Penn St. vs. Michigan Tech, Allentown Reg., March 24, 2023 (8 goals)  
14—Boston U. vs. Ohio St., Northeast Reg., March 28, 2009 (8 goals)  
14—Ohio St. vs. Harvard, Bridgeport Reg., March 24, 2023 (8 goals)  
14—Minnesota vs. Omaha, Loveland Reg., March 27, 2021 (7 goals)  
13—Northern Mich. vs. Clarkson, West Reg., March 27, 1992 (8 goals)  
13—Lake Superior St. vs. Alas. Anchorage, West Reg., March 27, 1992 (7 goals)  
13—New Hampshire vs. Wisconsin, ER, March 28, 1998 (7 goals)  
13—Minnesota vs. Mercyhurst, West Reg., March 28, 2003 (9 goals)  
13—North Dakota vs. Michigan, West Reg., March 24, 2007 (8 goals)  
13—Penn St. vs. Union (NY), Midwest Reg., March 25, 2017 (10 goals)

## ASSISTS, BOTH TEAMS

22—Yale (12) vs. Boston College (10), Northeast Reg., March 28, 2010 (16 goals)  
21—Michigan (12) vs. Northern Mich. (9), West Reg., March 29, 1992 (13 goals)  
21—Boston U. (17) vs. Neb. Omaha (4), Northeast Reg., March 24, 2006 (11 goals)  
20—Northern Mich. (13) vs. Clarkson (7), West Reg., March 27, 1992 (12 goals)  
20—North Dakota (13) vs. Michigan (7), West Reg., March 24, 2007 (13 goals)  
20—Providence (11) vs. Miami (OH) (9), East Reg., March 28, 2015 (12 goals)

## FEWEST ASSISTS (Excluding shutouts)

0—New Hampshire vs. Harvard, East Reg., March 26, 1994 (1 goal)  
0—Michigan vs. New Hampshire, East Reg., March 27, 1999 (1 goal) (OT)  
0—Quinnipiac vs. Cornell, East Reg., March 23, 2002 (1 goal)  
0—Cornell vs. Boston College, East Reg., March 30, 2003 (2 goals)  
0—Maine vs. Wisconsin, East Reg., March 27, 2004 (2 goals) (OT)  
0—North Dakota vs. Yale, Northeast Reg., March 27, 2010 (2 goals)  
0—Mass.-Lowell vs. Minn. St. Mankato, Northeast Reg., March 29, 2014 (2 goals)  
0—Penn St. vs. Denver, Midwest Reg., March 24, 2018 (1 goal)  
0—Minn. Duluth vs. Michigan Tech, Loveland Reg., March 24, 2022 (3 goals)

## FEWEST ASSISTS, BOTH TEAMS

0—Minn. Duluth (0) vs. Michigan Tech (0), Loveland Reg., March 24, 2022 (3 goals)  
1—Boston College (1) vs. Ohio St. (0), East Reg., March 29, 2003 (1 goal)  
1—Wisconsin (1) vs. Cornell (0), Midwest Reg., March 26, 2006 (1 goal)

1—Denver (1) vs. American Int'l (0), West Reg., March 30, 2019 (3 goals)  
1—Minnesota St. (1) vs. Notre Dame (0), Albany Reg., March 26, 2022 (1 goal)  
2—Boston College (2) vs. Cornell (0), East Reg., March 30, 2003 (3 goals)  
2—Wisconsin (2) vs. Ohio St. (0), East Reg., March 26, 2004 (1 goal) (OT)  
2—Denver (2) vs. North Dakota (0), West Reg., March 27, 2004 (1 goal)  
2—Wisconsin (2) vs. Maine (0), East Reg., March 27, 2004 (3 goals) (OT)  
2—Minnesota (2) vs. Maine (0), West Reg., March 26, 2005 (1 goal) (OT)  
2—Michigan St. (2) vs. New Hampshire (0), East Reg., March 25, 2006 (1 goal)  
2—Massachusetts (2) vs. Clarkson (0), East Reg., March 23, 2007 (1 goal)  
2—Ferris St. (2) vs. Colgate (0), Midwest Reg., March 28, 2014 (1 goal)  
2—Minn. St. Mankato (2) vs. Mass.-Lowell (0), Northeast Reg., March 29, 2014 (3 goals)  
2—Providence (2) vs. Clarkson (0), East Reg., March 23, 2018 (1 goal)

## POINTS

29—Michigan vs. Colgate, Allentown Reg., March 24, 2023 (11 goals, 18 assists)  
26—Boston U. vs. Neb. Omaha, Northeast Reg., March 24, 2006 (9 goals, 17 assists)  
24—Minnesota vs. Canisius, Fargo Reg., March 23, 2023 (9 goals, 15 assists)  
23—Penn St. vs. Union (NY), Midwest Reg., March 25, 2017 (10 goals, 13 assists)  
23—Penn St. vs. Michigan Tech, Allentown Reg., March 24, 2023 (8 goals, 15 assists)  
22—Minnesota vs. Mercyhurst, West Reg., March 28, 2003 (9 goals, 13 assists)  
22—Boston U. vs. Ohio St., Northeast Reg., March 28, 2009 (8 goals, 14 assists)  
22—Ohio St. vs. Harvard, Bridgeport Reg., March 24, 2023 (8 goals, 14 assists)  
21—Northern Mich. vs. Clarkson, West Reg., March 27, 1992 (8 goals, 13 assists)  
21—North Dakota vs. Michigan, West Reg., March 24, 2007 (8 goals, 13 assists)  
21—Minnesota vs. Omaha, Loveland Reg., March 27, 2021 (7 goals, 14 assists)

## POINTS, BOTH TEAMS

38—Boston College (9 goals, 10 assists) vs. Yale (7 goals, 12 assists), Northeast Reg., March 28, 2010  
34—Michigan (7 goals, 12 assists) vs. Northern Mich. (6 goals, 9 assists), West Reg., March 29, 1992  
33—North Dakota (8 goals, 13 assists) vs. Michigan (5 goals, 7 assists), West Reg., March 24, 2007  
32—Northern Mich. (8 goals, 13 assists) vs. Clarkson (4 goals, 7 assists), West Reg., March 27, 1992  
32—Boston U. (9 goals, 17 assists) vs. Neb. Omaha (2 goals, 4 assists), Northeast Reg., March 24, 2006  
32—Providence (7 goals, 11 assists) vs. Miami (OH) (5 goals, 9 assists), ER, March 28, 2015

## FEWEST POINTS (Excluding shutouts)

1—New Hampshire vs. Harvard, East Reg., March 26, 1994 (1 goal)  
1—Michigan vs. New Hampshire, East Reg., March 27, 1999 (1 goal) (OT)  
1—Quinnipiac vs. Cornell, East Reg., March 23, 2002 (1 goal)  
1—Penn St. vs. Denver, Midwest Reg., March 24, 2018 (1 goal)

## FEWEST POINTS, BOTH TEAMS

2—Boston College (1 goal, 1 assist) vs. Ohio St., East Reg., March 29, 2003 (shutout)  
2—Wisconsin (1 goal, 1 assist) vs. Cornell, Midwest Reg., March 26, 2006 (shutout)  
2—Minnesota St. (1 goal, 1 assist) vs. Notre Dame, Albany Reg., March 26, 2022 (shutout)



- 3—Denver (1 goal, 2 assists) vs. North Dakota, West Reg., March 27, 2004 (shutout)
- 3—Wisconsin (1 goal, 2 assists) vs. Ohio St., East Reg., March 26, 2004 (shutout) (OT)
- 3—Minnesota (1 goal, 2 assists) vs. Maine, West Reg., March 26, 2005 (shutout) (OT)
- 3—Michigan St. (1 goal, 2 assists) vs. New Hampshire, East Reg., March 25, 2006 (shutout)
- 3—Massachusetts (1 goal, 2 assists) vs. Clarkson (shutout), East Reg., March 23, 2007 (OT)
- 3—Ferris St. (1 goal, 2 assists) vs. Colgate (shutout), Midwest Reg., March 28, 2014
- 3—Providence (1 goal, 2 assists) vs. Clarkson (shutout), East Reg., March 23, 2018
- 3—Minn. Duluth (3 goals) vs. Michigan Tech (shutout), Loveland Reg., March 24, 2022

## SHOTS ON GOAL

- 80—St. Lawrence vs. Boston U., East Reg., March 26, 2000 (3 goals) (4 OT)
- 74—Boston U. vs. St. Lawrence, East Reg., March 26, 2000 (2 goals) (4 OT)
- 65—North Dakota vs. Minn. Duluth, Fargo Reg., March 27, 2021 (3 goals) (5 OT)
- 60—Wisconsin vs. Cornell, Midwest Reg., March 26, 2006 (1 goal) (3 OT)
- 59—North Dakota vs. Boston U., West Reg., March 24, 2017 (3 goals) (2 OT)
- 58—Boston College vs. Mercyhurst, East Reg., March 25, 2005 (5 goals) (2 OT)
- 57—Michigan vs. Miami (OH), Midwest Reg., March 28, 2010 (2 goals) (2 OT)

## SHOTS ON GOAL, BOTH TEAMS

- 154—St. Lawrence (80) vs. Boston U. (74), East Reg., March 26, 2000 (5 goals) (4 OT)
- 119—North Dakota (65) vs. Minn. Duluth (54), Fargo Reg., March 27, 2021 (5 goals) (5 OT)
- 100—Wisconsin (60) vs. Cornell (40), Midwest Reg., March 26, 2006 (1 goal) (3 OT)
- 99—St. Cloud St. (54) vs. Northern Mich. (45), West Reg., March 26, 2010 (7 goals) (2 OT)
- 93—Minn. Duluth (56) vs. Providence (37), Northeast Reg., March 25, 2016 (3 goals) (2 OT)
- 92—Michigan (57) vs. Miami (OH) (35), Midwest Reg., March 28, 2010 (5 goals) (2 OT)

## SHOTS ON GOAL, PERIOD

- 27—Minnesota vs. Mercyhurst, West Reg., March 28, 2003 (2nd)
- 25—Minnesota vs. Ferris St., West Reg., March 29, 2003 (1st)
- 24—North Dakota vs. Michigan, Midwest Reg., March 26, 2016 (1st)
- 23—Wisconsin vs. Bemidji St., Midwest Reg., March 25, 2006 (2nd)
- 22—St. Cloud St. vs. Northern Mich. West Reg., March 26, 2010 (OT)
- 22—Minnesota vs. Rensselaer, West Reg., March 24, 1995
- 22—Minnesota vs. Robert Morris, West Reg., March 29, 2014 (2nd)

## SHOTS ON GOAL, PERIOD, BOTH TEAMS

- 35—Minnesota (27) vs. Mercyhurst (8), West Reg., March 28, 2003 (2nd)
- 34—St. Cloud St. (22) vs. Northern Mich. (12), West Reg., March 26, 2010 (OT)
- 33—Maine (17) vs. Harvard (16), East Reg., March 26, 2004 (2nd)
- 33—Denver (19) vs. New Hampshire (14), Northeast Reg., March 29, 2013 (1st)
- 32—Michigan (20) vs. Lake Superior St. (12), West Reg., March 27, 1994
- 32—Niagara (17) vs. North Dakota (15), West Reg., March 25, 2000 (2nd)
- 32—North Dakota (20) vs. Holy Cross (12), West Reg., March 26, 2004 (3rd)
- 32—Harvard (17) vs. Maine (15), East Reg., March 26, 2004 (1st)
- 32—North Dakota (20) vs. New Hampshire (12), Northeast Reg., March 28, 2009 (2nd)

- 32—Minnesota (19) vs. Boston U. (13), West Reg., March 24, 2012 (3rd)
- 32—Minnesota (22) vs. Robert Morris (10), West Reg., March 29, 2014 (2nd)
- 32—North Dakota (24) vs. Michigan (8), Midwest Reg., March 26, 2016 (1st)

## FEWEST SHOTS ON GOAL

- 12—Air Force vs. Minn. Duluth, West Reg., March 24, 2018 (1 goal)
- 13—Air Force vs. Michigan, ER, March 27, 2009 (2 goals)
- 13—American Int'l vs. St. Cloud St., West Reg., March 29, 2019 (1 goal)
- 13—Denver vs. Ohio St., West Reg., March 29, 2019 (2 goals)
- 13—Notre Dame vs. Massachusetts, Northeast Reg., March 30, 2019 (0 goals)
- 14—Wisconsin vs. Boston U., East Reg., March 26, 1994 (1 goal)
- 14—Quinnipiac vs. Cornell, East Reg., March 23, 2002 (1 goal)
- 14—Cornell vs. Boston U., Manchester Reg., March 25, 2023 (1 goal)
- 15—Bemidji St. vs. Wisconsin, Midwest Reg., March 25, 2006 (0 goals)
- 15—UMass Lowell vs. Quinnipiac, East Reg., March 27, 2016 (1 goal)
- 15—Merrimack vs. Quinnipiac, Bridgeport Reg., March 24, 2023 (0 goals)

## FEWEST SHOTS ON GOAL, BOTH TEAMS

- 37—Denver (13) vs. Ohio St. (24), West Reg., March 29, 2019 (2 goals)
- 38—Air Force (12) vs. Minn. Duluth (26), West Reg., March 24, 2018 (3 goals)
- 40—Cornell (19) vs. UMass Lowell (21), Northeast Reg., March 25, 2017 (5 goals)
- 40—Cornell (19) vs. Northeastern (21), East Reg., March 30, 2019 (6 goals)
- 41—St. Cloud St. (23) vs. Notre Dame (18), Midwest Reg., March 30, 2013 (6 goals)

## FEWEST SHOTS ON GOAL, REGULATION PERIOD\*

- 0—Northern Mich. vs. Harvard, East Reg., March 26, 1993
- 0—Minnesota St. vs. Minn. Duluth, West Reg., March 23, 2018 (2nd)
- 0—Air Force vs. Minn. Duluth, West Reg., March 24, 2018 (1st)
- 1—Michigan vs. Denver, East Reg., March 26, 1999
- 1—Denver vs. Michigan, East Reg., March 26, 1999
- 1—Cornell vs. Colorado Col., Midwest Reg., March 25, 2006 (1st)
- 1—Miami (OH) vs. Minn. Duluth, West Reg., March 28, 2009 (1st)
- 1—St. Cloud St. vs. Michigan Tech, West Reg., March 27, 2015 (2nd)
- 1—Denver vs. Ohio St., West Reg., March 29, 2019 (3rd)

## FEWEST SHOTS ON GOAL, REGULATION PERIOD, BOTH TEAMS\*

- 6—Harvard (6) vs. Northern Mich. (0), East Reg., March 26, 1993
- 6—Denver (4) vs. Western Mich. (2), Midwest Reg., March 26, 2011 (OT)
- 6—Denver (1) vs. Ohio St. (5), West Reg., March 29, 2019 (3rd)
- 7—Minn. Duluth (6) vs. Miami (OH) (1), West Reg., March 28, 2009 (1st)
- 8—Cornell (4) vs. Miami (OH) (4), West Reg., March 22, 1997
- 8—Minn. Duluth (8) vs. Minnesota St. (0), West Reg., March 23, 2018
- 8—Cornell (4) vs. Northeastern (4), East Reg., March 30, 2019

## PENALTIES

- 19—Clarkson vs. Western Mich., East Reg., March 22, 1996
- 18—Wisconsin vs. Michigan St., West Reg., March 25, 2001
- 17—Western Mich. vs. Clarkson, East Reg., March 22, 1996
- 16—Wisconsin vs. Michigan, West Reg., March 25, 1995
- 15—Lake Superior St. vs. Alas. Anchorage, West Reg., March 27, 1992
- 15—Wisconsin vs. Western Mich., East Reg., March 25, 1994
- 15—Wisconsin vs. Boston U., East Reg., March 26, 1994
- 15—Michigan vs. Wisconsin, West Reg., March 25, 1995

---

## PENALTIES, BOTH TEAMS

36—Clarkson (19) vs. Western Mich. (17), East Reg., March 22, 1996  
32—Wisconsin (18) vs. Michigan St. (14), West Reg., March 25, 2001  
31—Wisconsin (16) vs. Michigan (15), West Reg., March 25, 1995  
27—Michigan St. (14) vs. Minnesota (13), West Reg., March 22, 1997  
26—Lake Superior St. (15) vs. Alas. Anchorage (11), West Reg., March 27, 1992  
26—Wisconsin (15) vs. Western Mich. (11), East Reg., March 25, 1994  
26—Wisconsin (15) vs. Boston U. (11), East Reg., March 26, 1994  
26—North Dakota (14) vs. Boston College (12), ER, March 26, 2005

## FEWEST PENALTIES

0—Miami (OH) vs. Cornell, West Reg., March 22, 1997  
0—Notre Dame vs. Michigan, Midwest Reg., March 25, 2016  
0—Denver vs. Ohio St., Midwest Reg., March 25, 2018  
0—St. Cloud St. vs. Quinnipiac, Allentown Reg., March 25, 2022  
1—28 times previously, including two times in 2023

## FEWEST PENALTIES, BOTH TEAMS

2—Cornell (2) vs. Miami (OH) (0), West Reg., March 22, 1997  
2—Michigan (1) vs. New Hampshire (1), East Reg., March 27, 1999 (OT)  
2—Providence (1) vs. Union (NY) (1), East Reg., March 29, 2014  
2—Notre Dame (0) vs. Michigan (2), Midwest Reg., March 25, 2016  
2—Denver (0) vs. Ohio St. (2), Midwest Reg., March 25, 2018  
2—Boston U. (1) vs. Cornell (1), Northeast Reg., March 24, 2018

## LONGEST GAME

142:13—Minn. Duluth (3) vs. North Dakota (2), Fargo Reg. (5 OT)  
123:53—St. Lawrence (3) vs. Boston U. (2), East Reg., March 26, 2000 (4 OT)  
111:13—Wisconsin (1) vs. Cornell (0), Midwest Reg., March 26, 2006 (3 OT)  
95:18—Notre Dame (3) vs. Ala. -Huntsville (2), Midwest Reg., March 23, 2007 (2 OT)  
94:10—Vermont (3) vs. Air Force (2), East Reg., March 28, 2009 (2 OT)  
91:48—Boston U. (4) vs. North Dakota (3), West Reg., March 24, 2017 (2 OT)  
91:14—Denver (3) vs. Western Mich. (2), Midwest Reg., March 26, 2011 (2 OT)

# ALL-REGIONAL TEAMS

## (1994-2020)

### 1994

*\*Most Outstanding Player*

#### WEST REGIONAL

G—Dwayne Roloson, Mass.-Lowell  
D—Keith Aldridge, Lake Superior St.  
D—Chris McAlpine, Minnesota  
F—Greg Bullock, Mass.-Lowell  
F—Mike Stone, Michigan  
F—Gerald Tallaire, Lake Superior St. \*

### 1995

*\*Most Outstanding Player*

#### EAST REGIONAL

G—Blair Allison, Maine  
D—Chris Imes, Maine  
D—Kaj Linna, Boston U.  
F—Tim Lovell, Maine \*  
F—Sean Tallaire, Lake Superior St.  
F—Steve Thornton, Boston U.

#### WEST REGIONAL

G—Kirk Daubenspeck, Wisconsin  
D—Brian Rafalski, Wisconsin  
D—Dan Trebil, Minnesota  
F—Nick Checco, Minnesota  
F—Mike Knuble, Michigan \*  
F—Mike Strobel, Wisconsin

### 1996

*\*Most Outstanding Player*

#### EAST REGIONAL

G—Tim Thomas, Vermont  
D—Keith Aldridge, Lake Superior St.  
D—Chris O'Sullivan, Boston U.  
F—Chris Drury, Boston U.  
F—Eric Perrin, Vermont  
F—Martin St. Louis, Vermont \*

#### WEST REGIONAL

G—Martin Fillion, Mass.-Lowell  
D—Dave Barozzino, Mass.-Lowell  
D—Scott Swanson, Colorado Col.  
F—Brendan Concannon, Mass.-Lowell  
F—Brendan Morrison, Michigan  
F—Bill Muckalt, Michigan \*

### 1997

*\*Most Outstanding Player*

#### EAST REGIONAL

G—Jim Mullin, Denver \*  
D—Eric Rud, Colorado Col.  
D—Scott Swanson, Colorado Col.  
F—Shawn Bates, Boston U.  
F—Albie O'Connell, Boston U.  
F—Brian Swanson, Colorado Col.

#### WEST REGIONAL

G—Jason Elliott, Cornell  
D—Mike Crowley, Minnesota  
D—Blake Sloan, Michigan  
F—Jason Botterill, Michigan \*  
F—Casey Hankinson, Minnesota  
F—Brendan Morrison, Michigan

### 1998

*\*Most Outstanding Player*

#### EAST REGIONAL

G—Sean Matile, New Hampshire  
D—Jayme Filipowicz, New Hampshire  
D—Mike Mottau, Boston College  
F—Chris Drury, Boston U.  
F—Mark Mowers, New Hampshire \*  
F—Marty Reasoner, Boston College

#### WEST REGIONAL

G—Jeff Maund, Ohio St. \*  
D—Andre Signoretti, Ohio St.  
D—Mike Van Ryn, Michigan  
F—Todd Compeau, Ohio St.  
F—Matt Herr, Michigan  
F—Mark Kosick, Michigan

### 1999

*\*Most Outstanding Player*

#### EAST REGIONAL

G—Josh Blackburn, Michigan  
D—Bubba Berenzweig, Michigan  
D—David Cullen, Maine  
F—Darren Haydar, New Hampshire  
F—Steve Kariya, Maine \*  
F—Mike Souza, New Hampshire

#### WEST REGIONAL

G—Scott Clemmensen, Boston College \*  
D—Bobby Allen, Boston College  
D—Dan Peters, Colorado Col.  
F—Bryan Adams, Michigan St.  
F—Adam Hall, Michigan St.  
F—Brian Gionta, Boston College

### 2000

*\*Most Outstanding Player*

#### EAST REGIONAL

G—Rick DiPietro, Boston U.  
G—Derek Gustafson, St. Lawrence \*  
D—Chris Dymont, Boston U.  
D—Justin Harney, St. Lawrence  
F—Mike Comrie, Michigan  
F—Ben Guite, Maine  
F—Andy McDonald, Colgate

#### WEST REGIONAL

G—Greg Gardner, Niagara  
D—Mike Commodore, North Dakota  
D—Mike Mottau, Boston College  
F—Blake Bellefeuille, Boston College \*  
F—Jeff Farkas, Boston College  
F—Jeff Panzer, North Dakota

### 2001

*\*Most Outstanding Player*

#### EAST REGIONAL

G—Scott Clemmensen, Boston College  
D—Bobby Allen, Boston College  
D—Doug Janik, Maine  
F—Michael Schutte, Maine  
F—Bryan Lundbohm, North Dakota  
F—Jeff Panzer, North Dakota \*

#### WEST REGIONAL

G—Peter Aubry, Mercyhurst  
D—Jon Insana, Michigan St.  
D—Andrew Hutchinson, Michigan St.  
F—Sean Patchell, Michigan St.  
F—Mike Cammalleri, Michigan \*  
F—Dany Heatley, Wisconsin

## 2002

*\*Most Outstanding Player*

### EAST REGIONAL

G—Matt Yeats, Maine  
D—Doug Murray, Cornell  
D—Peter Metcalf, Maine  
F—David Klema, Boston U.  
F—Lucas Lawson, Maine  
F—Colin Hemingway, New Hampshire

(no MOP was named)

### WEST REGIONAL

G—Josh Blackburn, Michigan  
D—Mike Komisarek, Michigan  
D—Jordan Leopold, Minnesota  
F—Chris Paradise, Denver  
F—Jed Ortmeyer, Michigan  
F—John Pohl, Minnesota \*

## 2003

*\*Most Outstanding Player*

### EAST REGIONAL

G—Matti Kalttinen, Boston College  
D—Doug Murray, Cornell  
D—J.D. Forrest, Boston College  
F—Mike Knoepfli, Cornell  
F—Matt McRae, Cornell \*  
F—Tony Voce, Boston College

### MIDWEST REGIONAL

G—Al Montoya, Michigan \*  
D—Tom Preissing, Colorado Col.  
D—Andy Burnes, Michigan  
F—Brett Sterling, Colorado Col.  
F—Eric Nystrom, Michigan  
F—Jed Ortmeyer, Michigan

### NORTHEAST REGIONAL

G—Michael Ayers, New Hampshire \*  
D—Garrett Stafford, New Hampshire  
D—Bryan Miller, Boston U.  
F—Colin Hemingway, New Hampshire  
F—Preston Callander, New Hampshire  
F—Dominic Moore, Harvard

### WEST REGIONAL

G—Mike Brown, Ferris St.  
D—Matt DeMarchi, Minnesota  
D—Keith Ballard, Minnesota  
F—Chris Kunitz, Ferris St.  
F—Grant Potulny, Minnesota  
F—Thomas Vanek, Minnesota \*

## 2004

*\*Most Outstanding Player*

### EAST REGIONAL

G—Bernd Brückler, Wisconsin \*  
D—Prestin Ryan, Maine  
D—Dan Boeser, Wisconsin  
F—Mike Hamilton, Maine  
F—Colin Shields, Maine  
F—Michel Léveillé, Maine

### MIDWEST REGIONAL

G—Isaac Reichmuth, Minn. Duluth \*  
D—Chris Harrington, Minnesota  
D—Keith Ballard, Minnesota  
F—Aaron Gill, Notre Dame  
F—Evan Schwabe, Minn. Duluth  
F—Junior Lessard, Minn. Duluth

### NORTHEAST REGIONAL

G—Al Montoya, Michigan  
D—Andy Burnes, Michigan  
D—Andrew Alberts, Boston College  
F—Ryan Shannon, Boston College  
F—Brandon Kaleniecki, Michigan  
F—Patrick Eaves, Boston College \*

### WEST REGIONAL

G—Adam Berkhoel, Denver \*  
D—Matt Laatsch, Denver  
D—Ryan Caldwell, Denver  
F—Max Bull, Denver  
F—Zach Parise, North Dakota  
F—Brandon Bochenski, North Dakota

## 2005

*\*Most Outstanding Player*

### EAST REGIONAL

G—Jordan Parise, North Dakota \*  
D—Nick Fuher, North Dakota  
D—T.J. Kemp, Merychurst  
F—Colby Genoway, North Dakota  
F—Travis Zajac, North Dakota  
F—Brian Boyle, Boston College

### MIDWEST REGIONAL

G—Al Montoya, Michigan  
D—Brian Salcido, Colorado Col.  
D—Brandon Rodgers, Michigan  
F—Marty Sertich, Colorado Col.  
F—Jeff Tambellini, Michigan  
F—Trevor Frischmon, Colorado Col. \*

### NORTHEAST REGIONAL

G—Kevin Regan, New Hampshire  
D—Matt Carle, Denver  
D—Tyson Teplitsky, New Hampshire  
F—Gabe Gauthier, Denver \*  
F—Daniel Winnick, New Hampshire  
F—Kevin Ulanski, Denver

### WEST REGIONAL

G—Kellen Briggs, Minnesota \*  
D—Mike Vannelli, Minnesota  
D—Doug Krantz, Cornell  
F—Evan Kaufmann, Minnesota  
F—Matt Moulson, Cornell  
F—Garrett Smaagaard, Minnesota

## 2006

*\*Most Outstanding Player*

### EAST REGIONAL

G—Ben Bishop, Maine  
D—Matt Duffy, Maine  
D—Corey Potter, Michigan St.  
F—Tim Crowder, Michigan St.  
F—John Hopson, Maine \*  
F—Michel Léveillé, Maine

### MIDWEST REGIONAL

G—Brian Elliott, Wisconsin \*  
D—Tom Gilbert, Wisconsin  
D—Jon Gleed, Cornell  
F—Matt Moulson, Cornell  
F—Joe Pavelski, Wisconsin  
F—Jack Skille, Wisconsin

### NORTHEAST REGIONAL

G—Cory Schneider, Boston College \*  
D—Peter Harrold, Boston College  
D—Sean Sullivan, Boston U.  
F—Brian Boyle, Boston College  
F—Chris Higgins, Boston U.  
F—Joe Rooney, Boston College

### WEST REGIONAL

G—Jordan Parise, North Dakota  
D—Matt Smaby, North Dakota  
D—Jon Landry, Holy Cross  
F—Tyler McGregor, Holy Cross  
F—Ryan Duncan, North Dakota  
F—Jonathan Toews, North Dakota \*

## 2007

*\*Most Outstanding Player*

### EAST REGIONAL

G—Ben Bishop, Maine  
D—Mike Lundin, Maine  
D—Brett Tyler, Maine  
F—Michel Léveillé, Maine \*  
F—Matt Anderson, Massachusetts  
F—Kevin Jarman, Massachusetts

### MIDWEST REGIONAL

G—Jeff Lerg, Michigan St. \*  
D—Tyler Howells, Michigan St.  
D—Wes O'Neill, Notre Dame  
F—Ryan Thang, Notre Dame  
F—Tim Kennedy, Michigan St.  
F—Chris Mueller, Michigan St.

## NORTHEAST REGIONAL

G—Cory Schneider, Boston College\*  
D—Brian Boyle, Boston College  
D—Mitch Ganzak, Miami (OH)  
F—Ryan Jones, Miami (OH)  
F—Joe Rooney, Boston College  
F—Brock Bradford, Boston College

## WEST REGIONAL

G—Jean-Philippe Lamoureux, North Dakota  
D—Robbie Bina, North Dakota  
D—Mike Vannelli, Minnesota  
F—Mike Carman, Minnesota  
F—Chris Porter, North Dakota\*  
F—T.J. Oshie, North Dakota

## 2008

*\*Most Outstanding Player*

## EAST REGIONAL

G—Billy Sauer, Michigan  
D—Mark Mitera, Michigan  
D—Grant Clitsome, Clarkson  
F—Chad Kolarik, Michigan  
F—Kevin Porter, Michigan\*  
F—Shea Guthrie, Clarkson

## MIDWEST REGIONAL

G—Jean-Philippe Lamoureux, North Dakota\*  
D—Chay Genoway, North Dakota  
D—Jamie McBain, Wisconsin  
F—Ryan Duncan, North Dakota  
F—T.J. Oshie, North Dakota  
F—Michael Davies, Wisconsin

## NORTHEAST REGIONAL

G—Andrew Volkening, Air Force  
D—Alec Martinez, Miami (OH)  
D—Nick Petrecki, Boston College  
F—Ryan Jones, Miami (OH)  
F—Nathan Gerbe, Boston College  
F—Joe Whitney, Boston College\*

## WEST REGIONAL

G—Jeff Lerg, Michigan St.  
D—Jeff Petry, Michigan St.  
D—Brock Sheahan, Notre Dame  
F—Justin Abdelkader, Michigan St.  
F—Christian Hanson, Notre Dame  
F—Mark Van Guilder, Notre Dame\*

## 2009

*\*Most Outstanding Player*

## EAST REGIONAL

G—Andrew Volkening, Air Force  
D—Greg Flynn, Air Force  
D—Dan Lawson, Vermont\*  
F—Sean Bertsch, Air Force  
F—Jacques Lamoureux, Air Force  
F—Viktor Stalberg, Vermont

## MIDWEST REGIONAL

G—Matt Dalton, Bemidji St.  
D—Ryan Adams, Bemidji St.  
D—Brad Hunt, Bemidji St.  
F—Evan Barlow, Cornell  
F—Matt Read, Bemidji St.  
F—Tyler Scofield, Bemidji St.\*

## NORTHEAST REGIONAL

G—Kieran Millan, Boston U.  
D—Matt Gilroy, Boston U.  
D—Kevin Kapstad, New Hampshire  
F—Nick Bonino, Boston U.  
F—Jason Lawrence, Boston U.\*  
F—Peter LeBlanc, New Hampshire

## WEST REGIONAL

G—Cody Reichard, Miami (OH)  
D—Evan Oberg, Minn. Duluth  
D—Cameron Schilling, Miami (OH)  
F—Mike Connolly, Minn. Duluth  
F—Justin Mercier, Miami (OH)\*  
F—Brett Wilson, Princeton

## 2010

*\*Most Outstanding Player*

## EAST REGIONAL

G—Jared DeMichiel, RIT\*  
D—Chris Haltigin, RIT  
D—Dan Ringwald, RIT  
F—Bobby Butler, New Hampshire  
F—Cameron Burt, RIT  
F—Tyler Brenner, RIT

## MIDWEST REGIONAL

G—Connor Knapp, Miami (OH)\*  
D—Steve Kamper, Michigan  
D—Cameron Schilling, Miami (OH)  
F—Pat Cannone, Miami (OH)  
F—Carl Hagelin, Michigan  
F—Curtis McKenzie, Miami (OH)

## NORTHEAST REGIONAL

G—John Muse, Boston College  
D—Tom Dignard, Yale  
D—Carl Snee, Boston College  
F—Mark Arcobello, Yale  
F—Cam Atkinson, Boston College\*  
F—Joe Whitney, Boston College

## WEST REGIONAL

G—Scott Gudmandson, Wisconsin  
D—Ryan McDonagh, Wisconsin  
D—Brendan Smith, Wisconsin  
F—Blake Geoffrion, Wisconsin\*  
F—Garrett Roe, St. Cloud St.  
F—Tony Mosey, St. Cloud St.

## 2011

*\*Most Outstanding Player*

## EAST REGIONAL

G—Kenny Reiter, Minn. Duluth\*  
D—Justin Faulk, Minn. Duluth  
D—Nick Jaskowiak, Yale  
F—Jack Connolly, Minn. Duluth  
F—Mike Connolly, Minn. Duluth  
F—Chad Ziegler, Yale

## MIDWEST REGIONAL

G—Aaron Dell, North Dakota\*  
D—Matt Donovan, Denver  
D—Chay Genoway, North Dakota  
F—Brad Malone, North Dakota  
F—Evan Trupp, North Dakota  
F—Jason Zucker, Denver

## NORTHEAST REGIONAL

G—Mike Johnson, Notre Dame\*  
D—Steve Johns, Notre Dame  
D—Blake Kessel, New Hampshire  
F—Anders Lee, Notre Dame  
F—Billy Maday, Notre Dame  
F—Mike Sislo, New Hampshire

## WEST REGIONAL

G—Shawn Hunwick, Michigan\*  
D—Lee Moffie, Michigan  
D—Greg Pateryn, Michigan  
F—Cam Atkinson, Boston College  
F—Kevin Lynch, Michigan  
F—Jaden Schwartz, Colorado Col.

## 2012

*\*Most Outstanding Player*

## EAST REGIONAL

G—Troy Grosenick, Union (NY)  
D—Mat Bodie, Union (NY)  
D—Nolan Julseth-White, Union (NY)  
F—Josh Jooris, Union (NY)  
F—Jeremy Welsh, Union (NY)\*  
F—Riley Wetmore, UMass Lowell

## MIDWEST REGIONAL

G—Taylor Nelson, Ferris St.\*  
D—Chad Billins, Ferris St.  
D—Joakim Ryan, Cornell  
F—Jordie Johnston, Ferris St.  
F—Dustin Mowrey, Cornell  
F—Garrett Thompson, Ferris St.

## NORTHEAST REGIONAL

G—Parker Milner, Boston College\*  
D—Tommy Cross, Boston College  
D—Patrick Wey, Boston College  
F—Jack Connolly, Minn. Duluth  
F—Jake Hendrickson, Minn. Duluth  
F—Chris Kreider, Boston College



## WEST REGIONAL

G—Kent Patterson, Minnesota \*  
D—Ben Blood, North Dakota  
D—Nate Schmidt, Minnesota  
F—Danny Kristo, North Dakota  
F—Brock Nelson, North Dakota  
F—Kyle Rau, Minnesota

## 2013

*\*Most Outstanding Player*

## EAST REGIONAL

G—Eric Hartzell, Quinnipiac  
D—Zach Davies, Quinnipiac  
D—Shayne Gostisbehere, Union (NY)  
F—Josh Jooris, Union (NY)  
F—Connor Jones, Quinnipiac  
F—Matthew Peca, Quinnipiac\*

## MIDWEST REGIONAL

G—Ryan Faragher, St. Cloud St.  
D—Andrew Prochno, St. Cloud St.  
D—Steven Spinell, Miami (OH)  
F—Joey Benik, St. Cloud St.\*  
F—Blake Coleman, Miami (OH)  
F—Cory Thorson, St. Cloud St.

## NORTHEAST REGIONAL

G—Connor Hellebuyck, UMass Lowell\*  
D—Trevor van Riemsdyk, New Hampshire  
D—Chad Ruhwedel, UMass Lowell  
F—Adam Chapie, UMass Lowell  
F—John Henrion, New Hampshire  
F—Scott Wilson, UMass Lowell

## WEST REGIONAL

G—Carsen Chubak, Niagara  
D—Andrew MacWilliam, North Dakota  
D—Gus Young, Yale  
F—Kenny Agostino, Yale  
F—Corban Knight, North Dakota  
F—Danny Kristo, North Dakota  
F—Jesse Root, Yale\*

## 2014

*\*Most Outstanding Player*

## EAST REGIONAL

G—Colin Stevens, Union (NY)  
D—Mat Bodie, Union (NY)  
D—Shayne Gostisbehere, Union (NY)  
F—Mark Jankowski, Providence  
F—Chris McCarthy, Vermont  
F—Max Novak, Union (NY)\*

## MIDWEST REGIONAL

G—C.J. Motte, Ferris St.  
D—Scott Czarnowczan, Ferris St.  
D—Paul LaDue, North Dakota  
F—Connor Gaarder, North Dakota  
F—Rocco Grimaldi, North Dakota\*

F—Cory Kane, Ferris St.

## NORTHEAST REGIONAL

G—Connor Hellebuyck, UMass Lowell  
D—Michael Matheson, Boston College  
D—Christian Folin, UMass Lowell  
F—Joseph Pendenza, UMass Lowell  
F—Johnny Gaudreau, Boston College\*  
F—Kevin Hayes, Boston College

## WEST REGIONAL

G—Adam Wilcox, Minnesota  
D—Mike Reilly, Minnesota  
D—Brady Skjel, Minnesota  
F—Nate Condon, Minnesota  
F—Nic Dowd, St. Cloud St.  
F—Justin Kloos, Minnesota\*

## 2015

*\*Most Outstanding Player*

## EAST REGIONAL

G—Jon Gillies, Providence  
D—Joey LaLeggia, Denver  
D—Tom Parisi, Providence  
F—Grant Arnold, Denver  
F—Noel Acciari, Providence\*  
F—Shane Luke, Providence

## MIDWEST REGIONAL

G—Ryan Massa, Omaha\*  
D—Alex Kuqali, RIT  
D—Brian Cooper, Omaha  
F—Jimmy Vesey, Harvard  
F—Josh Mitchell, RIT  
F—Jake Randolph, Omaha

## NORTHEAST REGIONAL

G—Kasimir Kaskisuo, Minn. Duluth  
D—Matt Grzelcyk, Boston U.  
D—Willie Raskob, Minn. Duluth  
F—Danny O'Regan, Boston U.  
F—Tony Cameranesi, Minn. Duluth  
F—Evan Rodrigues, Boston U.\*

## WEST REGIONAL

G—Zane McIntyre, North Dakota\*  
D—Ethan Prow, St. Cloud State  
D—Troy Stecher, North Dakota  
F—Luke Johnson, North Dakota  
F—Drake Caggiula, North Dakota  
F—Jonny Brodzinski, St. Cloud State

## 2016

*\*Most Outstanding Player*

## EAST REGIONAL

G—Michael Garteig, Quinnipiac\*  
D—Devon Toews, Quinnipiac  
D—Dylan Zink, UMass Lowell  
F—Sam Anas, Quinnipiac

F—Joe Gambardella, UMass Lowell  
F—Scott Davidson, Quinnipiac

## MIDWEST REGIONAL

G—Cam Johnson, North Dakota\*  
D—Tucker Poolman, North Dakota  
D—Zach Werenski, Michigan  
F—Luke Johnson, North Dakota  
F—JT Compher, Michigan  
F—Drake Caggiula, North Dakota

## NORTHEAST REGIONAL

G—Thatcher Demko, Boston College\*  
D—Casey Fitzgerald, Boston College  
D—Andy Welinski, Minn. Duluth  
F—Tony Cameranesi, Minn. Duluth  
F—Teddy Doherty, Boston College  
F—Alex Tuch, Boston College

## WEST REGIONAL

G—Darren Smith, Ferris St.  
D—Will Butcher, Denver  
D—Blake Hillman, Denver\*  
F—Dylan Gambrell, Denver  
F—Danton Heinen, Denver  
F—Jared VanWormer, Ferris St.

## 2017

*\*Most Outstanding Player*

## EAST REGIONAL

G—Merrick Madsen, Harvard\*  
D—Phil Boje, Air Force  
D—Adam Fox, Harvard  
F—Ryan Donato, Harvard  
F—Kyle Haak, Air Force  
F—Tyler Moy, Harvard

## MIDWEST REGIONAL

G—Tanner Jaillet, Denver  
D—Will Butcher, Denver  
D—Kris Myllari, Penn St.  
F—Henrik Borgstrom, Denver  
F—Nikita Pavlychev, Penn St.  
F—Troy Terry, Denver\*

## NORTHEAST REGIONAL

G—Cal Petersen, Notre Dame  
D—Jordan Gross, Notre Dame  
D—Michael Kapla, UMass Lowell  
F—Anders Bjork, Notre Dame\*  
F—Ryan Lohin, UMass Lowell  
F—Andrew Oglevie, Notre Dame

## WEST REGIONAL

G—Hunter Miska, Minn. Duluth\*  
D—Charlie McAvoy, Boston U.  
D—Willie Raskob, Minn. Duluth  
F—Joey Anderson, Minn. Duluth  
F—Alex Iafallo, Minn. Duluth  
F—Clayton Keller, Boston U.

## 2018

*\*Most Outstanding Player*

### EAST REGIONAL

G—Cale Morris, Notre Dame  
D—Terrance Armstrong, Clarkson  
D—Jordan Gross, Notre Dame\*  
F—Kasper Bjorkqvist, Providence  
F—Jake Lucchini, Michigan Tech  
F—Brian Pinho, Providence

### MIDWEST REGIONAL

G—Sean Romeo, Ohio St.\*  
D—Sasha Larocque, Ohio St.  
D—Ian Mitchell, Denver  
F—Dakota Joshua, Ohio St.  
F—Tanner Laczynski, Ohio St.  
F—Troy Terry, Denver

### NORTHEAST REGIONAL

G—Hayden Lavigne, Michigan  
D—David Farrance, Boston U.  
D—Quinn Hughes, Michigan  
F—Tony Calderone, Michigan  
F—Jordan Greenway, Boston U.  
F—Cooper Marody, Michigan\*

### WEST REGIONAL

G—Billy Christopoulos, Air Force  
D—Dylan Sandberg, Minn. Duluth  
D—Nick Wolff, Minn. Duluth  
F—Tyler Ledford, Air Force  
F—Karson Kuhlman, Minn. Duluth\*  
F—Parker Mackay, Minn. Duluth

## 2019

*\*Most Outstanding Player*

### EAST REGIONAL

G—Hayden Hawkey, Providence  
D—Jacob Bryson, Providence  
D—Alec McCrea, Cornell  
F—Morgan Barron, Cornell  
F—Tyce Thompson, Providence  
F—Josh Wilkins, Providence\*

### MIDWEST REGIONAL

G—Hunter Shepard, Minn. Duluth  
D—Brinson Pasichnuk, Arizona St.  
D—Scott Perunovich, Minn. Duluth  
F—William Fallstrom, Quinnipiac  
F—Cole Koepke, Minn. Duluth  
F—Parker Mackay, Minn. Duluth\*

### NORTHEAST REGIONAL

G—Filip Lindberg, Massachusetts  
D—Cale Makar, Massachusetts\*  
D—Bobby Nardella, Notre Dame  
F—Brett Boeing, Massachusetts  
F—John Leonard, Massachusetts  
F—Cam Morrison, Notre Dame

### WEST REGIONAL

G—Filip Larsson, Denver\*  
D—Brennan Kapcheck, American Int'l  
D—Les Lancaster, Denver  
F—Liam Finlay, Denver  
F—Joel Kocur, American Int'l  
F—Colin Staub, Denver

## 2021

*\*Most Outstanding Player*

### ALBANY REGIONAL

G—David Hrenak, St. Cloud St.\*  
D—Luke Jacyox, St. Cloud St.  
D—Nick Perbix, St. Cloud St.  
F—Matt Boldy, Boston College  
F—Easton Brodzinski, St. Cloud St.  
F—Nolan Walker, St. Cloud St.

### BRIDGEPORT REGIONAL

G—Filip Lindberg, Massachusetts\*  
D—Marc Del Gaizo, Massachusetts  
D—Tyler Void, Bemidji St.  
F—Cole Caufield, Wisconsin  
F—Carson Gicewicz, Massachusetts  
F—Ethan Somoza, Bemidji St.

### FARGO REGIONAL

G—Zach Stejskal, Minn. Duluth  
D—Hunter Lellig, Minn. Duluth  
D—Jake Sanderson, North Dakota  
F—Collin Adams, North Dakota\*  
F—Luke Mylymok, Minn. Duluth  
F—Jasper Weatherby, North Dakota

### LOVELAND REGIONAL

G—Dryden McKay, Minnesota St.  
D—Brock Faber, Minnesota  
D—Jake Livingstone, Minnesota St.  
F—Cade Borchardt, Minnesota St.  
F—Brendan Furry, Minnesota St.  
F—Ryan Sandelin, Minnesota St.\*

## 2022

*\*Most Outstanding Player*

### ALBANY REGIONAL

G—Dryden McKay, Minnesota St.\*  
D—Akito Hirose, Minnesota St.  
D—Adam Karashik, Notre Dame  
F—Brendon Furry, Minnesota St.  
F—Graham Slaggert, Notre Dame  
F—Nathan Smith, Minnesota St.

### ALLENTOWN REGIONAL

G—Erik Portillo, Michigan\*  
D—Luke Hughes, Michigan  
D—Owen Power, Michigan  
F—Brendan Brisson, Michigan  
F—Ethan de Jong, Quinnipiac  
F—Garrett Van Wyhe, Michigan

### LOVELAND REGIONAL

G—Ryan Fanti, Minn. Duluth  
D—Sean Behrens, Denver  
D—Darian Gotz, Minn. Duluth  
F—Cole Guttman, Denver\*  
F—Kobe Roth, Minn. Duluth  
F—Carter Savoie, Denver

### WORCESTER REGIONAL

G—Justen Close, Minnesota  
D—Ronnie Attard, Western Mich.  
D—Jackson LaCombe, Minnesota  
F—Luke Grainger, Western Mich.  
F—Matthew Knies, Minnesota\*  
F—Ben Myers, Minnesota

## 2023

*\*Most Outstanding Player*

### ALLENTOWN REGIONAL

G—Liam Souliere, Penn St.  
D—Christian Berger, Penn St.  
D—Luke Hughes, Michigan\*  
F—Adam Fantilli, Michigan  
F—Connor MacEachern, Penn St.  
F—Rutger McGroarty, Michigan

### BRIDGEPORT REGIONAL

G—Yanni Perets, Quinnipiac\*  
D—Mason Iohrei, Ohio St.  
D—Jake Johnson, Quinnipiac  
F—Sam Lipkin, Quinnipiac  
F—Jacob Quillan, Quinnipiac  
F—Jake Wise, Ohio St.

### FARGO REGIONAL

G—Jaxson Castor, St. Cloud St.  
D—Jackson LaCombe, Minnesota  
D—Jack Peart, St. Cloud St.  
F—Bryce Brodzinski, Minnesota\*  
F—Logan Cooley, Minnesota  
F—Veeti Miettinen, St. Cloud St.

### MANCHESTER REGIONAL

G—Drew Comness, Boston U.\*  
D—Domenick Fensore, Boston U.  
D—Lane Hutson, Boston U.  
F—Jack O'Leary, Cornell  
F—Ethan Phillips, Boston U.  
F—Wilmer Skoog, Boston U.

# TOURNAMENT RECORDS

Tournament Facts.....	40
Tournament Records.....	41

---

# TOURNAMENT FACTS

---

*\*Does not include vacated years.*

## TOURNAMENT APPEARANCES

40—Michigan, 1948-2023  
40—Minnesota, 1953-2023  
38—Boston U., 1950-2023  
36—Boston College, 1948-2021  
34—North Dakota, 1958-2021  
31—\*Denver, 1958-2022  
27—Harvard, 1955-2023  
27—Michigan St., 1959-2012  
26—\*Wisconsin, 1970-2021  
23—Cornell, 1967-2023  
22—Clarkson, 1957-2019  
22—New Hampshire, 1977-2013  
20—Colorado Col., 1948-2011

## CONSECUTIVE TOURNAMENT APPEARANCES

22—Michigan, 1991-2012  
15—North Dakota, 2003-17  
13—Minnesota, 1985-97  
12—Denver, 2008-19  
10—Michigan, 1948-57  
10—New Hampshire, 2002-11  
9—Michigan St., 1982-90  
9—Lake Superior St., 1988-96  
9—Boston U., 1990-98  
9—Michigan St., 1994-2002  
9—Maine, 1999-2007  
8—Minnesota, 2001-08  
8—Miami (OH), 2006-13  
7—Maine, 1987-93  
7—Boston College, 2010-16  
7—Minn. Duluth, 2015-22

## CURRENT CONSECUTIVE TOURNAMENT APPEARANCES

5—Minnesota St., 2018-23  
5—St. Cloud St., 2018-23  
3—Michigan, 2021-23  
3—Minnesota, 2021-23

## TOURNAMENT WINS

61—Minnesota, 1953-2023  
57—Michigan, 1948-2023  
53—North Dakota, 1958-2022  
49—Boston College, 1948-2021  
45—Boston U., 1950-2023  
40—\*Denver, 1958-2022  
37—\*Wisconsin, 1970-2021  
30—Maine, 1987-2012  
30—Michigan St., 1959-2012  
29—Minn. Duluth, 1983-2022  
20—Cornell, 1967-2023  
20—Lake Superior St., 1985-2021

## TOURNAMENT WINNING PERCENTAGE

*(Minimum 15 games)*

.674—Minn. Duluth, 1983-2022 (29-14)  
.654—North Dakota, 1958-2022 (53-28)  
.640—Michigan, 1948-2023 (57-32)  
.621—Lake Superior St., 1985-2021 (20-12-1)  
.615—\*Denver, 1958-2023 (40-25)  
.613—\*Wisconsin, 1970-2021 (37-23-2)  
.600—Maine, 1987-2012 (30-20)  
.600—Quinnipiac, 2002-23 (12-8)  
.598—Minnesota, 1953-2023 (61-41)  
.536—Boston U., 1950-2023 (45-39)  
.533—Boston College, 1948-2021 (49-43)  
.520—Notre Dame, 2004-22 (13-12)

## NCAA CHAMPIONSHIPS

9—Denver  
9—Michigan  
8—North Dakota  
6—Wisconsin  
5—Boston College  
5—Boston U.  
5—Minnesota  
3—Lake Superior St.  
3—Michigan St.  
3—Michigan Tech  
3—Minn. Duluth  
2—Colorado Col.  
2—Cornell  
2—Maine  
2—Rensselaer  
1—Bowling Green  
1—Harvard  
1—Massachusetts  
1—Northern Mich.  
1—Providence  
1—Quinnipiac  
1—Union (NY)  
1—Yale

# TOURNAMENT RECORDS

The following records include game, year and career marks set during any round of the NCAA tournament, including the first round (1977-80, 1988-91), quarterfinals (1981-91), East or West regionals (1992-2019), Northeast or Midwest regionals (2003-19) and Frozen Four (1948-2019). A first-round game is indicated by (FR), a quarterfinal game by (QF), an East Regional game by (ER), a West Regional game by (WR), a Northeast Regional game by (NER), a Midwest Regional game by (MWR), a national semifinal game by (NSF), a national third-place game by (N3d), a national championship game by (CH) and a performance later vacated by (\*). The 2020 tournament was not held due to the COVID-19 pandemic. Starting in 2020, regionals were named after the city in which it was held as opposed to a geographical region.

## INDIVIDUAL, GAME

### GOALS

- 5—Carl Lawrence, Colorado Col. vs. Boston College, NSF, March 16, 1950
- 5—Gil Burford, Michigan vs. Boston College, N3d, March 18, 1950
- 4—Joe Riley, Dartmouth vs. Colorado Col., NSF, March 18, 1948
- 4—Chris Ray, Colorado Col. vs. Boston U., CH, March 18, 1950
- 4—Abbie Moore, Rensselaer vs. Boston U., N3d, March 14, 1953
- 4—Dick Dougherty, Minnesota vs. Boston College, NSF, March 11, 1954
- 4—Ron Stenlund, Michigan Tech vs. Boston College, NSF, March 15, 1956
- 4—Bob McCusker, Colorado Col. vs. Michigan, CH, March 16, 1957
- 4—Bob Van Lammers, Clarkson vs. Harvard, N3d, March 15, 1958
- 4—Murray Heatley, Wisconsin vs. Michigan Tech, N3d, March 21, 1970
- 4—Dave Westner, Cornell vs. Denver, NSF, March 17, 1972
- 4—Doug Smail, North Dakota vs. Northern Mich., CH, March 29, 1980
- 4—Lee Davidson, North Dakota vs. Boston U., FR, March 16, 1990
- 4—Kevin Porter, Michigan vs. Niagara, ER, March 28, 2008

### FASTEST GAME-OPENING GOAL

- :06—David Emma, Boston College vs. Minnesota, QF, March 25, 1990
- :07—Al Karlander, Michigan Tech vs. Cornell, NSF, March 14, 1969
- :09—Mark Ziliotto, Merrimack vs. Northeastern, FR, March 18, 1988
- :10—Marty McInnis, Boston College vs. Bowling Green, FR, March 18, 1989
- :10—Colin Hemingway, New Hampshire vs. St. Cloud St., NER, March 28, 2003
- :11—Mike Casselman, Clarkson vs. Lake Superior St., QF, March 23, 1991
- :13—Matt Koalska, Minnesota vs. Ferris St., WR, March 29, 2003
- :16—Kevin Scott, Northern Mich. vs. Providence, FR, March 18, 1989
- :16—Lee Davidson, North Dakota vs. Boston U., FR, March 16, 1990
- :18—Gil Burford, Michigan vs. Dartmouth, NSF, March 17, 1949
- :18—Paul Ranheim, Wisconsin vs. Mass.-Lowell, FR, March 19, 1988

### FASTEST CONSECUTIVE GOALS

- :13—Bert Dunn, Michigan vs. Boston U., NSF, March 13, 1953
- :16—Dave Gauthier, Harvard vs. Minnesota, NSF, March 13, 1975
- :20—Ron Zuke, Michigan Tech vs. Northern Mich., N3d, March 28, 1981
- :21—Gordie Peterkin, Rensselaer vs. Michigan, NSF, March 12, 1954
- :23—Jimmy Hayes, Boston College vs. Yale, NER, March 28, 2010
- :27—Mark Baron, Minn. Duluth vs. Rensselaer, NSF, March 29, 1985
- :30—Rocco Grimaldi, North Dakota vs. Wisconsin, MWR, March 28, 2014
- :41—Jason Botterill, Michigan vs. Minnesota, WR, March 23, 1997
- :42—Kevin Carr, Harvard vs. Boston U., N3d, March 16, 1974
- :43—Corey Millen, Minnesota vs. New Hampshire, QF, March 18, 1983

### FASTEST HAT TRICK

- 3:12—Matthew Peca, Quinnipiac vs. Union (NY), ER, March 31, 2013
- 4:20—Warren Miller, Minnesota vs. Harvard, NSF, March 13, 1975
- 4:35—Jim Montgomery, Maine vs. Lake Superior St., CH, April 3, 1993
- 4:52—Gil Burford, Michigan vs. Boston College, N3d, March 18, 1950
- 5:31—Chris Higgins, Boston U. vs. Omaha, NER, March 24, 2006
- 5:35—Jon Anderson, Minnesota vs. Maine, NSF, March 31, 1989
- 7:14—Dan Lodboa, Cornell vs. Clarkson, CH, March 21, 1970
- 8:23—Scott Beattie, Northern Mich. vs. Boston U., CH, March 30, 1991
- 9:08—Bryce Brodzinski, Minnesota vs. Canisius, Fargo Reg., March 23, 2023
- 9:25—Joe Riley, Dartmouth vs. Colorado Col., NSF, March 18, 1948
- 9:53—Kip Miller, Michigan St. vs. Minnesota, QF, March 26, 1988

### ASSISTS

- 5—Bob Poffenroth, Wisconsin vs. Michigan Tech, N3d, March 21, 1970
- 5—Kevin Miller, Michigan St. vs. Boston College, QF, March 22, 1986
- 5—Gino Guyer, Minnesota vs. Mercyhurst, WR, March 28, 2003
- 5—Brendan Smith, Wisconsin vs. Rochester Inst., NSF, April 8, 2010
- 5—Brock Faber, Minnesota vs. Omaha, FR, March 27, 2021
- 4—Many times, most recent: Luke Hughes, Michigan vs. Colgate, Allentown Reg., March 24, 2023; Jake Wise, Ohio St. vs. Harvard, Bridgeport Reg., March 24, 2023

### POINTS

- 7—John Mayasich, Minnesota vs. Boston College, NSF, March 11, 1954 (3 goals, 4 assists)
- 6—Wally Gacek, Michigan vs. Dartmouth, CH, March 20, 1948 (3 goals, 3 assists)
- 6—Gil Burford, Michigan vs. Colorado Col., N3d, March 19, 1949 (2 goals, 4 assists)
- 6—Chris Ray, Colorado Col. vs. Boston U., CH, March 18, 1950 (4 goals, 2 assists)
- 6—Dick Dougherty, Minnesota vs. Boston College, NSF, March 11, 1954 (4 goals, 2 assists)
- 6—Gene Campbell, Minnesota vs. Boston College, NSF, March 11, 1954 (3 goals, 3 assists)
- 6—Bob McCusker, Colorado Col. vs. Michigan, CH, March 16, 1957 (4 goals, 2 assists)
- 6—Bob Poffenroth, Wisconsin vs. Michigan Tech, N3d, March 21, 1970 (1 goal, 5 assists)
- 6—\*Peter McNab, Denver vs. Boston College, NSF, March 15, 1973 (3 goals, 3 assists)
- 6—Lee Davidson, North Dakota vs. Boston U., FR, March 16, 1990 (4 goals, 2 assists)
- 6—Steve Kariya, Maine vs. Clarkson, ER, March 27, 1999 (3 goals, 3 assists)
- 6—Mark Arcobello, Yale vs. Boston College, NER, March 28, 2010 (3 goals, 3 assists)
- 6—Johnny Gaudreau, Boston College vs. Denver, NER, March 29, 2014 (3 goals, 3 assists)

### PENALTIES

- 8—Randy Skarda, Minnesota vs. Maine, N3d, April 2, 1988
- 6—Kevin Miller, Michigan St. vs. Boston College, QF, March 23, 1986
- 5—Dick Starrak, Michigan vs. Dartmouth, NSF, March 17, 1949
- 5—Dan Fridgen, Colgate vs. Minnesota, QF, March 20, 1981
- 5—Neil Sheehy, Harvard vs. Wisconsin, QF, March 21, 1982
- 5—Marc Potvin, Bowling Green vs. Vermont, FR, March 19, 1988
- 5—Steve Rohlik, Wisconsin vs. Mass.-Lowell, FR, March 19, 1988
- 5—Jack Capuano, Maine vs. Minnesota, N3d, April 2, 1988
- 5—Christian Sbrocca, Mass.-Lowell vs. Colorado Col., WR, March 24, 1996



5—Matt Greene, North Dakota vs. Boston College, ER, March 26, 2005

## SAVES

77—Rick DiPietro, Boston U. vs. St. Lawrence, ER, March 26, 2000 (4 OT)  
72—Derek Gustafson, St. Lawrence vs. Boston U., ER, March 26, 2000 (4 OT)  
62—Chris Terreri, Providence vs. Boston College, NSF, March 28, 1985 (3 OT)  
59—David McKee, Cornell vs. Wisconsin, MWR, March 26, 2006 (3 OT)  
57—Zach Stejskal, Minn. Duluth vs. North Dakota, QF, March 27, 2021 (5 OT)  
56—Jake Oettinger, Boston U. vs. North Dakota, WR, March 24, 2017 (2 OT)  
55—Eddie MacDonald, Clarkson vs. Colorado Col., NSF, March 14, 1957  
55—Rick Kosti, Minn. Duluth vs. Bowling Green, CH, March 24, 1984 (4 OT)  
55—Connor Knapp, Miami (OH) vs. Michigan, MWR, March 28, 2010 (2 OT)  
54—Brian Hayward, Cornell vs. Northern Mich., QF, March 21, 1981  
54—Nick Ellis, Providence vs. Minn. Duluth, NER, March 25, 2016 (2 OT)

## SHUTOUTS

74 times, most recent:  
Jaxon Casler, St. Cloud St. vs. Minnesota St., Fargo Reg., March 23, 2023 (4-0)  
Ian Shane, Cornell vs. Denver, Manchester Reg., March 23, 2023 (2-0)  
Liam Souliere, Penn St. vs. Michigan Tech., Allentown Reg., March 24, 2023 (8-0)  
Yaniv Perets, Quinnipiac vs. Merrimack, Bridgeport Reg., March 24, 2023 (5-0)

## INDIVIDUAL, YEAR

## GOALS

7—Bob McCusker, Colorado Col., 1957  
7—Shawn Heaphy, Michigan St., 1989  
7—Tony Amonte, Boston U., 1990  
7—Nathan Gerbe, Boston College, 2008  
6—Carl Lawrence, Colorado Col., 1950  
6—Dick Dougherty, Minnesota, 1954  
6—Aaron Broten, Minnesota, 1981  
6—Phil Sykes, North Dakota, 1982  
6—Rob Gaudreau, Providence, 1989  
6—Tony Amonte, Boston U., 1991  
6—Hugo Belanger, Clarkson, 1991  
6—Paul Constantin, Lake Superior St., 1992  
6—Gabe Gauthier, Denver, 2005  
6—Cam Atkinson, Boston College, 2010

## ASSISTS

9—Tony Hrkac, North Dakota, 1987  
9—Shawn McEachern, Boston U., 1990  
8—Lou Melone, Northern Mich., 1991  
8—Dave Trombley, Clarkson, 1991  
7—17 times, most recent: Brock Boeser, North Dakota, 2016

## POINTS

13—Aaron Broten, Minnesota, 1981 (6 goals, 7 assists)  
13—Tony Amonte, Boston U., 1990 (7 goals, 6 assists)  
12—Tony Hrkac, North Dakota, 1987 (3 goals, 9 assists)  
12—Shawn McEachern, Boston U., 1990 (3 goals, 9 assists)  
11—Lane MacDonald, Harvard, 1986 (4 goals, 7 assists)  
11—Mitch Messier, Michigan St., 1986 (5 goals, 6 assists)  
11—Dave Trombley, Clarkson, 1991 (3 goals, 8 assists)

11—Gabe Gauthier, Denver, 2005 (6 goals, 5 assists)  
11—Nathan Gerbe, Boston College, 2008 (7 goals, 4 assists)  
11—Johnny Gaudreau, Boston College, 2014 (4 goals, 7 assists)

## PENALTIES

12—Matt Greene, North Dakota, 2005  
11—Randy Skarda, Minnesota, 1988  
11—Ben Hankinson, Minnesota, 1991  
10—Kevin Miller, Michigan St., 1986  
10—Joe Sacco, Boston U., 1990  
9—Jim Archibald, North Dakota, 1984  
9—Jack Capuano, Maine, 1988  
9—Chris Kiene, Merrimack, 1988  
9—Marc Potvin, Bowling Green, 1988  
8—Six times, most recent: Cam Stewart and Aaron Ward, Michigan, 1991

## SAVES

185—Chris Terreri, Providence, 1985  
161—Chris Rogles, Clarkson, 1991  
154—Scott Cashman, Boston U., 1990  
153—Paul Krake, Alas. Anchorage, 1991  
151—Mark Romaine, Providence, 1989  
140—David Littman, Boston College, 1989  
137—Darrin Madeley, Lake Superior St., 1990  
135—Grant Blair, Harvard, 1986  
134—Cory Schneider, Boston College, 2006  
133—Rick Kosti, Minn. Duluth, 1984  
133—Robb Stauber, Minnesota, 1988

## SAVE PERCENTAGE

*(Minimum two games and 100 minutes)*

.986—Ken Dryden, Cornell, 1967 (1 goal allowed, 71 saves)  
.986—Filip Lindberg, Massachusetts, 2021 (1 goal allowed, 73 saves)  
.985—Tim Regan, Boston U., 1972 (1 goal allowed, 65 saves)  
.982—Parker Milner, Boston College, 2012 (2 goals allowed, 110 saves)  
.974—Jordan Parise, North Dakota, 2004 (1 goal allowed, 37 saves)  
.973—Brian Elliott, Wisconsin, 2006 (3 goals allowed, 109 saves)  
.970—Aaron Dell, North Dakota, 2011 (2 goals allowed, 65 saves)  
.970—Hunter Shepard, Minn. Duluth, 2019 (3 goals allowed, 97 saves)  
.970—Liam Souliere, Penn St., 2023 (2 goals allowed, 65 saves)  
.968—Gerry Powers, Denver, 1968 (1 goal allowed, 30 saves)  
.967—C.J. Motte, Ferris St., 2014 (2 goals allowed, 59 saves)  
.964—Garry Bauman, Michigan Tech, 1962 (2 goals allowed, 53 saves)  
.963—David McKee, Cornell, 2006 (3 goals allowed, 79 saves)

## GOALS-AGAINST AVERAGE

*(Minimum two games and 100 minutes)*

0.33—Filip Lindberg, Massachusetts, 2021 (1 goal allowed)  
0.50—Ken Dryden, Cornell, 1967 (1 goal allowed)  
0.50—Gerry Powers, Denver, 1968 (1 goal allowed)  
0.50—Tim Regan, Boston U., 1972 (1 goal allowed)  
0.50—Parker Milner, Boston College, 2012 (2 goals allowed)  
0.54—Jordan Parise, North Dakota, 2004 (1 goal allowed)  
0.62—Brian Elliott, Wisconsin, 2006 (3 goals allowed)  
0.67—Aaron Dell, North Dakota, 2011 (2 goals allowed)  
0.72—Hunter Shepard, Minn. Duluth, 2019 (3 goals allowed)  
0.84—C.J. Motte, Ferris St., 2014 (2 goals allowed)  
0.99—Liam Souliere, Penn St., 2023 (2 goals allowed)  
1.00—Garry Bauman, Michigan Tech, 1962 (2 goals allowed)  
1.00—Gaye Cooley, Michigan St., 1966 (2 goals allowed)  
1.00—Karl Goehring, North Dakota, 2000 (2 goals allowed)



## GOALIE VICTORIES

4—Darren Jensen, North Dakota, 1982 (0 losses)  
4—Ed Belfour, North Dakota, 1987 (0 losses)  
4—Scott Cashman, Boston U., 1990 (3 losses)  
4—Duane Derksen, Wisconsin, 1990 (0 losses)  
4—Bill Pye, Northern Mich., 1991 (0 losses)  
4—Darrin Madeley, Lake Superior St., 1992 (0 losses)  
4—Blaine Lacher, Lake Superior St., 1994 (0 losses)  
4—Marty Turco, Michigan, 1998 (0 losses)  
4—Alfie Michaud, Maine, 1999 (0 losses)  
4—Adam Berkhoel, Denver, 2004 (0 losses)  
4—Brian Elliott, Wisconsin, 2006 (0 losses)  
4—Jeff Lerg, Michigan St., 2007 (0 losses)  
4—John Muse, Boston College, 2008 (0 losses)  
4—Kieran Millan, Boston U., 2009 (0 losses)  
4—John Muse, Boston College, 2010 (0 losses)  
4—Kenny Reiter, Minn. Duluth, 2011 (0 losses)  
4—Parker Milner, Boston College, 2012 (0 losses)  
4—Jeff Malcolm, Yale, 2013 (0 losses)  
4—Colin Stevens, Union (NY), 2014 (0 losses)  
4—Jon Gillies, Providence, 2015 (0 losses)  
4—Cam Johnson, North Dakota, 2016 (0 losses)  
4—Tanner Jaillet, Denver, 2017 (0 losses)  
4—Hunter Shepard, Minn. Duluth, 2018 (0 losses)  
4—Hunter Shepard, Minn. Duluth, 2019 (0 losses)  
4—Yaniv Perets, Quinnipiac (0 losses)

## INDIVIDUAL, CAREER

### GOALS

14—Corey Millen, Minnesota, 1983, 85-87  
13—Tony Amonte, Boston U., 1990-91  
11—Jim Montgomery, Maine, 1990-93  
10—Mitch Messier, Michigan St., 1984-87  
10—John Byce, Wisconsin, 1988-90  
10—Nathan Gerbe, Boston College, 2006-08  
9—Gil Burford, Michigan, 1949-51  
9—Dave Silk, Boston U., 1977-78  
9—Phil Sykes, North Dakota, 1980, 82  
9—Lane MacDonald, Harvard, 1986-89  
9—Kip Miller, Michigan St., 1987-90  
9—Paul Constantin, Lake Superior St., 1990-92  
9—Scott Beattie, Northern Mich., 1991-92

### ASSISTS

17—Larry Olinb, Minnesota, 1989-92  
15—Jim Dowd, Lake Superior St., 1988-91  
14—Kevin Miller, Michigan St., 1985-88  
14—Troy Terry, Denver, 2016-18  
13—Shawn McEachern, Boston U., 1990-91  
12—Mike Boback, Providence, 1989, 91  
11—Bill Shibicky, Michigan St., 1984-87  
11—Pat Murray, Michigan St., 1988-90  
11—Sean Tallaire, Lake Superior St., 1993-96  
11—Brendan Morrison, Michigan, 1994-97  
10—Six players, most recent: Johnny Gaudreau, Boston College, 2012-14

## POINTS

23—Jim Dowd, Lake Superior St., 1988-91 (8 goals, 15 assists)  
22—Corey Millen, Minnesota, 1983, 85-87 (14 goals, 8 assists)  
21—Kevin Miller, Michigan St., 1985-88 (7 goals, 14 assists)  
21—Tony Amonte, Boston U., 1990-91 (13 goals, 8 assists)  
21—Jim Montgomery, Maine, 1990-93 (11 goals, 10 assists)  
20—Mitch Messier, Michigan St., 1984-87 (10 goals, 10 assists)  
19—Lane MacDonald, Harvard, 1986-89 (9 goals, 10 assists)  
19—Larry Olinb, Minnesota, 1989-92 (2 goals, 17 assists)  
19—Brendan Morrison, Michigan, 1994-97 (8 goals, 11 assists)  
18—Shawn McEachern, Boston U., 1990-91 (5 goals, 13 assists)  
18—Nathan Gerbe, Boston College, 2006-08 (10 goals, 8 assists)  
18—Troy Terry, Denver, 2016-18 (4 goals, 14 assists)

## PENALTIES

21—Ben Hankinson, Minnesota, 1988-91  
19—Sandy Moger, Lake Superior St., 1989-92  
16—Bill Shibicky, Michigan St., 1984-87  
16—Don Gibson, Michigan St., 1987-90  
15—Randy Skarda, Minnesota, 1988-89  
15—Pete Stauber, Lake Superior St., 1988-90  
15—Matt Greene, North Dakota, 2004-05  
14—Kevin Miller, Michigan St., 1985-88  
14—Todd Richards, Minnesota, 1986-89  
14—Scott Pellerin, Maine, 1989-91

## SAVES

356—Scott Clemmensen, Boston College, 1998-01  
321—Grant Blair, Harvard, 1983, 85-86  
298—Darrin Madeley, Lake Superior St., 1990-92  
284—Jason Muzzatti, Michigan St., 1988-90  
275—Chris Terreri, Providence, 1983, 85  
268—Marty Turco, Michigan, 1995-98  
250—Rick Kost, Minn. Duluth, 1984-85  
249—Josh Blackburn, Michigan, 1999-02  
248—Robb Stauber, Minnesota, 1987-89  
246—Norm Foster, Michigan St., 1984-87

## SAVE PERCENTAGE

*(Minimum four games, 200 minutes and two years)*

.955—David McKee, Cornell, 2005-06 (7 goals allowed, 150 saves)  
.953—Karl Goehring, North Dakota, 1999-01 (8 goals allowed, 164 saves)  
.953—Jimmy Howard, Maine, 2004-05 (8 goals allowed, 161 saves)  
.952—Parker Milner, Boston College, 2012-13 (7 goals allowed, 140 saves)  
.948—Chris Terreri, Providence, 1983, 85 (15 goals allowed, 275 saves)  
.947—Jeff Lerg, Michigan St., 2006-08 (13 goals allowed, 233 saves)  
.943—Terry Kleisinger, Wisconsin, 1982-83 (7 goals allowed, 116 saves)  
.942—Scott LaGrand, Boston College, 1990-91 (8 goals allowed, 131 saves)  
.938—Ken Dryden, Cornell, 1967-69 (12 goals allowed, 183 saves)  
.936—Matti Kaltiainen, Boston College, 2003-04 (8 goals allowed, 117 saves)

## GOALS-AGAINST AVERAGE

*(Minimum four games, 200 minutes and two years)*

- 1.32—Karl Goehring, North Dakota, 1999-01 (8 goals allowed)
- 1.40—Parker Milner, Boston College, 2012-13 (7 goals allowed)
- 1.45—Matti Kaltainen, Boston College, 2003-04 (8 goals allowed)
- 1.50—Gerry Powers, Denver, 1968-69 (6 goals allowed)
- 1.54—Magnus Chrona, Denver, 2022-23 (8 goals allowed)
- 1.60—Darren Jensen, North Dakota, 1980, 82 (8 goals allowed)
- 1.63—Jeff Lerg, Michigan St., 2006-08 (13 goals allowed)
- 1.69—Jimmy Howard, Maine, 2004-05 (8 goals allowed)
- 1.72—David McKee, Cornell, 2005-06 (7 goals allowed)
- 1.75—Terry Kleisinger, Wisconsin, 1982-83 (7 goals allowed)

## GOALIE VICTORIES

- 10—Scott Clemmensen, Boston College, 1998-01 (3 losses)
- 9—Marty Turco, Michigan, 1995-98 (2 losses)
- 8—John Muse, Boston College, 2008-10 (0 losses)
- 8—Tanner Jaillet, Denver, 2015-18 (3 losses)
- 8—Hunter Shepard, Minn. Duluth, 2018-19 (0 losses)
- 7—Marc Behrend, Wisconsin, 1981-83 (1 tie)
- 7—\*Duane Derksen, Wisconsin, 1990-92 (3 losses)
- 7—Darrin Madeley, Lake Superior St., 1990-92 (4 losses)
- 6—Norm Foster, Michigan St., 1984-87 (3 losses)
- 6—Robb Stauber, Minnesota, 1987-89 (3 losses)
- 6—Jason Muzzatti, Michigan St., 1988-90 (6 losses)
- 6—Scott Cashman, Boston U., 1990-92 (5 losses)
- 6—Blaine Lacher, Lake Superior St., 1992-94 (1 loss)
- 6—Josh Blackburn, Michigan, 1999-02 (4 losses)
- 6—Jordan Parise, North Dakota, 2004-06 (3 losses)
- 6—Jeff Lerg, Michigan St., 2006-08 (2 losses)

## GOALIE WINNING PERCENTAGE

*(Minimum 4 decisions)*

- 1.000—John Muse, Boston College, 2008-10 (8-0)
- 1.000—Darren Jensen, North Dakota, 1980, 82 (5-0)
- 1.000—Yaniv Perets, Quinnipiac, 2022, 23 (5-0)
- 1.000—Lorne Howes, Michigan, 1955-56 (4-0)
- 1.000—George Kirkwood, Denver, 1960-61 (4-0)
- 1.000—Gerry Powers, Denver, 1968-69 (4-0)
- 1.000—Ed Belfour, North Dakota, 1987 (4-0)
- 1.000—Adam Berkhoel, Denver, 2004 (4-0)
- 1.000—Kieran Millan, Boston U., 2009 (4-0)
- 1.000—Hunter Shepard, Minn. Duluth, 2018-19 (8-0)
- 1.000—Magnus Chrona, Denver, 2022, 23 (4-0)
- .938—Marc Behrend, Wisconsin, 1981-83 (7-0-1)
- .857—Blaine Lacher, Lake Superior St., 1992-94 (6-1)
- .818—Marty Turco, Michigan, 1995-98 (9-2)

## SHUTOUTS

- 3—Cory Schneider, Boston College, 2006-07
- 2—Marty Turco, Michigan, 1995-98
- 2—Karl Goehring, North Dakota, 1999-01
- 2—Adam Berkhoel, Denver, 2004
- 2—Brian Elliott, Wisconsin, 2006
- 2—Jordan Parise, North Dakota, 2004-06
- 2—Parker Milner, Boston College, 2012
- 2—Hayden Hawkey, Providence, 2018-19
- 2—Filip Larsson, Denver, 2019
- 2—Filip Lindberg, Massachusetts, 2019
- 2—Dryden McKay, Minnesota St., 2021-22

## TEAM, GAME

### GOALS

- 14—Michigan vs. Boston U. (2), NSF, March 13, 1953
- 14—Minnesota vs. Boston College (1), NSF, March 11, 1954
- 13—Colorado Col. vs. Boston U. (4), CH, March 18, 1950
- 13—Colorado Col. vs. Michigan (6), CH, March 16, 1957
- 13—Michigan Tech vs. St. Lawrence (3), NSF, March 17, 1960
- 12—Denver vs. St. Lawrence (2), CH, March 18, 1961
- 11—Michigan vs. Colgate (1), Allentown Reg., Match 24, 2023
- 10—Nine times, most recent: Penn St. vs. Union (NY) (3), MWR, March 25, 2017

### GOALS, BOTH TEAMS

- 19—Colorado Col. (13) vs. Michigan (6), CH, March 16, 1957
- 17—Colorado Col. (13) vs. Boston U. (4), CH, March 18, 1950
- 16—Michigan (10) vs. Boston College (6), N3d, March 18, 1950
- 16—Michigan (14) vs. Boston U. (2), NSF, March 13, 1953
- 16—Michigan Tech (13) vs. St. Lawrence (3), NSF, March 17, 1960
- 16—Boston College (9) vs. Yale (7), NER, March 28, 2010
- 15—Minnesota (14) vs. Boston College (1), NSF, March 11, 1954
- 15—Boston U. (10) vs. Harvard (5), N3d, March 15, 1975
- 15—Brown (8) vs. Boston U. (7), N3d, March 27, 1976
- 15—Minnesota (9) vs. New Hampshire (6), QF, March 18, 1983
- 15—Northern Mich. (8) vs. Boston U. (7), CH, March 30, 1991 (3 OT)

### GOALS, PERIOD

- 10—Colorado Col. vs. Boston U., CH, March 18, 1950 (3rd)
- 8—Michigan Tech vs. St. Lawrence, NSF, March 17, 1960 (2nd)
- 7—Colorado Col. vs. Michigan, CH, March 16, 1957 (3rd)
- 7—Michigan vs. Colgate, Allentown Reg., Match 23, 2023 (2nd)
- 6—Brown vs. Colorado Col., NSF, March 16, 1951 (2nd)
- 6—Michigan vs. Boston U., NSF, March 13, 1953 (3rd)
- 6—Minnesota vs. Boston College, NSF, March 11, 1954 (1st)
- 6—Northern Mich. vs. Clarkson, WR, March 27, 1992 (2nd)
- 6—Boston U. vs. Omaha, NER, March 24, 2006 (2nd)
- 6—Minnesota vs. Canisius, FFargo Reg., March 23, 2023 (3rd)

### GOALS, PERIOD, BOTH TEAMS

- 13—Colorado Col. (10) vs. Boston U. (3), CH, March 18, 1950 (3rd)
- 9—Colorado Col. (7) vs. Michigan (2), CH, March 16, 1957 (3rd)
- 9—Michigan Tech (8) vs. St. Lawrence (1), NSF, March 17, 1960 (2nd)
- 9—Northern Mich. (6) vs. Clarkson (3), WR, March 27, 1992 (2nd)
- 8—Michigan (6) vs. Boston U. (2), NSF, March 13, 1953 (3rd)
- 7—19 times, most recent: Michigan (7) vs. Colgate (0), Allentown Reg., March 23, 2023 (2nd)

### GOALS, LOSING TEAM

- 7—Boston U. vs. Brown (8), N3d, March 27, 1976
- 7—Boston U. vs. Northern Mich. (8), CH, March 30, 1991 (3 OT)
- 7—Yale vs. Boston College (9), NER, March 28, 2010
- 6—Boston College vs. Michigan (10), N3d, March 18, 1950
- 6—Michigan vs. Colorado Col. (13), CH, March 16, 1957
- 6—St. Lawrence vs. Boston College (7), N3d, March 14, 1959 (2 OT)
- 6—St. Lawrence vs. Boston U. (7), N3d, March 19, 1960
- 6—Brown vs. Michigan Tech (7), NSF, March 25, 1976 (2 OT)
- 6—New Hampshire vs. Minnesota (9), QF, March 18, 1983
- 6—Boston College vs. Michigan St. (7), QF, March 18, 1984
- 6—Boston College vs. Minn. Duluth (7), N3d, March 30, 1985 (OT)
- 6—Maine vs. Providence (8), QF, March 24, 1989
- 6—Northern Mich. vs. Michigan (7), WR, March 29, 1992

## FEWEST GOALS

0—74 times.

## FEWEST GOALS, BOTH TEAMS

- 1—Cornell (1) vs. North Dakota (0), NSF, March 16, 1967
- 1—Denver (1) vs. Harvard (0), N3d, March 20, 1971
- 1—Boston College (1) vs. Ohio St. (0), ER, March 29, 2003
- 1—Wisconsin (1) vs. Ohio St. (0), ER, March 27, 2004 (OT)
- 1—Denver (1) vs. North Dakota (0), WR, March 27, 2004
- 1—Denver (1) vs. Maine (0), CH, April 10, 2004
- 1—Maine vs. Minnesota (0), WR, March 26, 2005 (OT)
- 1—Michigan St. (1) vs. New Hampshire (0), ER, March 25, 2006
- 1—Wisconsin (1) vs. Cornell (0), MWR, March 26, 2006 (3 OT)
- 1—Massachusetts (1) vs. Clarkson (0), ER, March 23, 2007 (OT)
- 1—Ferris St. (1) vs. Colgate (0), MWR, March 8, 2014
- 1—Providence (1) vs. Clarkson (0), ER, March 23, 2018
- 1—Minnesota St. (1) vs. Notre Dame (0), Albany Reg., March 26, 2022

## FASTEST CONSECUTIVE GOALS

- :04—Boston U. (Ahti Oksanen and Danny O'Regan) vs. Providence, CH, April 11, 2015
- :05—Michigan (Gordon McMillan and Wally Gacek) vs. Dartmouth, CH, March 20, 1948
- :06—Michigan (Scott Matzka and Mike Cammalleri) vs. Mercyhurst, WR, March 24, 2001
- :06—Ohio St. (Gustaf Westlund & Cam Thiesing) vs. Harvard, Bridgeport Reg., March 24, 2023
- :11—Colorado Col. (Cam Kryway and Justin Morrison) vs. St. Lawrence, WR, March 27, 1999
- :12—Colorado Col. (Harry Whitworth and Carl Lawrence) vs. Boston U., CH, March 18, 1950
- :12—Bowling Green (Garry Galley and Gino Cavallini) vs. Boston U., QF, March 16, 1984
- :12—Northeastern (Dave Buda and Brian Dowd) vs. Merrimack, FR, March 18, 1988
- :13—Michigan (both by Bert Dunn) vs. Boston U., NSF, March 13, 1953
- :13—Michigan Tech (Al Raymond and Don Lauriente) vs. St. Lawrence, NSF, March 17, 1960
- :13—Minnesota (Grant Bischoff and Cory Laylin) vs. Providence, FR, March 17, 1991
- :13—Minnesota (both by Grant Potulny) vs. Michigan, NSF, April 4, 2002
- :13—Rochester Inst. (Tyler Brenner and Brent Alexin) vs. New Hampshire, ER, March 27, 2010

## FASTEST CONSECUTIVE GOALS, OPPOSING TEAMS

- :07—Michigan Tech (Bill Terry), then Minnesota (Aaron Broten), NSF, March 26, 1981
- :08—Boston U. (Jack Garrity), then Colorado Col. (Tony Frasca), CH, March 18, 1950
- :08—New Hampshire (Sean Collins), then Harvard (Alex Meintel), NER, March 26, 2005
- :09—Clarkson (Scott Thomas), then Northern Mich. (Scott Beattie), WR, March 27, 1992
- :10—Minnesota (Todd Richards), then Wisconsin (John Byce), QF, March 24, 1989
- :10—Cornell (Doug Derraugh), then Michigan (Mike Helber), FR, March 15, 1991
- :11—New Hampshire (Norm Lacombe), then Minnesota (Corey Millen), QF, March 18, 1983
- :11—Yale (Mark Arcobello), then Boston College (Cam Atkinson), NER, March 28, 2010
- :12—Cornell (Doug Ferguson), then Boston U. (Mike Sobeski), CH, March 18, 1967
- :12—Wisconsin (Dave Herbst), then New Hampshire (Jon Fontes), NSF, March 25, 1977

:12—Boston College (Bob Sweeney), then Michigan St. (Harvey Smyl), QF, March 18, 1984

:12—Wisconsin (Matt Hussey), then Michigan St. (John Nail), WR, March 25, 2001

## WINNING MARGIN

- 13—Minnesota (14) vs. Boston College (1), NSF, March 11, 1954
- 12—Michigan (14) vs. Boston U. (2), NSF, March 13, 1953
- 10—Michigan Tech (13) vs. St. Lawrence (3), NSF, March 17, 1960
- 10—Denver (12) vs. St. Lawrence (2), CH, March 18, 1961
- 10—Michigan (11) vs. Colgate (1), Allentown Reg., March 24, 2023
- 9—Colorado Col. (13) vs. Boston U. (4), CH, March 18, 1950
- 8—North Dakota (9) vs. Harvard (1), NSF, March 14, 1958
- 8—Lake Superior St. (9) vs. Boston U. (1), CH, April 2, 1994
- 8—Penn St. (8) vs. Michigan Tech (0), Allentown Reg., March 24, 2023

## LARGEST MARGIN OVERCOME TO WIN

- 4—Wisconsin vs. Cornell, NSF, March 16, 1973 [trailed 4-0; won 6-5 (OT)]
- 4—Boston U. vs. New Hampshire, N3d, March 26, 1977 (trailed 5-1; won 6-5)
- 3—Colorado Col. vs. Yale, NSF, March 14, 1952 (trailed 3-0; won 4-3)
- 3—Minnesota vs. Harvard, NSF, March 19, 1971 [trailed 4-1; won 6-5 (OT)]
- 3—Michigan Tech vs. Harvard, NSF, March 15, 1974 [trailed 3-0; won 6-5 (OT)]
- 3—Minnesota vs. Harvard, NSF, March 13, 1975 (trailed 4-1; won 6-4)
- 3—Minnesota vs. Michigan Tech, CH, March 27, 1976 (trailed 3-0; won 6-4)
- 3—Merrimack vs. Northeastern, FR, March 19, 1988 (trailed 3-0; won 7-3)
- 3—Minnesota vs. Michigan St., QF, March 26, 1988 (trailed 3-0; won 4-3)
- 3—Northern Mich. vs. Boston U., CH, March 30, 1991 [trailed 3-0; won 8-7 (3 OT)]
- 3—Michigan vs. Northern Mich., WR, March 29, 1992 (trailed 6-3; won 7-6)
- 3—Michigan vs. Denver, ER, March 26, 1999 (trailed 3-0; won 5-3)
- 3—Maine vs. Harvard, ER, March 26, 2004 (trailed 3-0; won 5-4)
- 3—Colorado Col. vs. Michigan, MWR, March 26, 2005 (trailed 3-0; won 4-3)
- 3—Providence vs. Minnesota St., ER, March 30, 2019 (trailed 3-0; won 6-3)

## ASSISTS

- 19—Boston U. vs. Harvard, N3d, March 15, 1975 (10 goals)
- 18—Denver vs. St. Lawrence, CH, March 18, 1961 (12 goals)
- 18—Northern Mich. vs. Providence, FR, March 17, 1989 (9 goals)
- 18—Michigan vs. Colgate, Allentown Reg., March 24, 2023 (11 goals)
- 17—Colorado Col. vs. Michigan, CH, March 16, 1957 (13 goals)
- 17—\*Denver vs. Boston College, NSF, March 15, 1973 (10 goals)
- 17—Boston U. vs. Omaha, NER, March 24, 2006 (9 goals)
- 16—Colorado Col. vs. Boston U., CH, March 18, 1950 (13 goals)
- 16—Northeastern vs. New Hampshire, N3d, March 27, 1982 (10 goals)
- 16—Lake Superior St. vs. Alas. Anchorage, FR, March 17, 1990 (10 goals)
- 16—Lake Superior St. vs. Boston U., CH, April 2, 1994 (9 goals)

## ASSISTS, BOTH TEAMS

- 27—Boston U. (19) vs. Harvard (8), N3d, March 15, 1975 (15 goals)
- 26—Northern Mich. (18) vs. Providence (8), FR, March 17, 1989 (14 goals)
- 24—Northeastern (16) vs. New Hampshire (8), N3d, March 27, 1982 (14 goals)
- 24—Boston College (12) vs. Michigan St. (12), QF, March 18, 1984 (13 goals)
- 23—Brown (12) vs. Boston U. (11), N3d, March 27, 1976 (15 goals)
- 23—Wisconsin (12) vs. Clarkson (11), QF, March 21, 1981 (12 goals)
- 23—Minnesota (12) vs. New Hampshire (11), QF, March 18, 1983 (15 goals)
- 23—Providence (12) vs. Maine (11), QF, March 24, 1989 (14 goals)
- 23—Northern Mich. (12) vs. Boston U. (11), CH, March 30, 1991 (15 goals) (3 OT)
- 22—\*Denver (17) vs. Boston College (5), NSF, March 15, 1973 (14 goals)
- 22—Yale (12) vs. Boston College (10), NER, March 28, 2010 (16 goals)

## FEWEST ASSISTS, BOTH TEAMS

- 0—Minn. Duluth (0) vs. Michigan Tech (0), REG, March 24, 2022 (3 goals)
- 1—Boston College (1) vs. Ohio St. (0), ER, March 29, 2003 (1 goal)
- 1—Denver (1) vs. Maine (0), CH, April 10, 2004 (1 goal, shutout)
- 1—Wisconsin (1) vs. Cornell (0), MWR, March 26, 2006 (1 goal, shutout) (3 OT)
- 1—Denver (1) vs. American Int'l (0), WR, March 30, 2019 (3 goals)
- 1—Minnesota St. (1) vs. Notre Dame (0), REG, March 24, 2022 (1 goal)

## POINTS

- 30—Colorado Col. vs. Michigan, CH, March 16, 1957 (13 goals, 17 assists)
- 30—Denver vs. St. Lawrence, CH, March 18, 1961 (12 goals, 18 assists)
- 29—Colorado Col. vs. Boston U., CH, March 18, 1950 (13 goals, 16 assists)
- 29—Boston U. vs. Harvard, N3d, March 15, 1975 (10 goals, 19 assists)
- 29—Michigan vs. Colgate, Allentown Reg., March 24, 2023 (11 goals, 18 assists)
- 28—Michigan vs. Boston U., NSF, March 13, 1953 (14 goals, 14 assists)
- 27—Michigan Tech vs. St. Lawrence, NSF, March 17, 1960 (13 goals, 14 assists)
- 27—\*Denver vs. Boston College, NSF, March 15, 1973 (10 goals, 17 assists)
- 27—Northern Mich. vs. Providence, FR, March 17, 1989 (9 goals, 18 assists)

## POINTS, BOTH TEAMS

- 42—Boston U. (10 goals, 19 assists) vs. Harvard (5 goals, 8 assists), N3d, March 15, 1975
- 40—Colorado Col. (13 goals, 17 assists) vs. Michigan (6 goals, 4 assists), CH, March 16, 1957
- 40—Northern Mich. (9 goals, 18 assists) vs. Providence (5 goals, 8 assists), FR, March 17, 1989
- 38—Colorado Col. (13 goals, 16 assists) vs. Boston U. (4 goals, 5 assists), CH, March 18, 1950
- 38—Brown (8 goals, 12 assists) vs. Boston U. (7 goals, 11 assists), N3d, March 27, 1976
- 38—Northeastern (10 goals, 16 assists) vs. New Hampshire (4 goals, 8 assists), N3d, March 27, 1982
- 38—Minnesota (9 goals, 12 assists) vs. New Hampshire (6 goals, 11 assists), QF, March 18, 1983
- 38—Northern Mich. (8 goals, 12 assists) vs. Boston U. (7 goals, 11 assists), CH, March 30, 1991 (3 OT)
- 38—Boston College (9 goals, 10 assists) vs. Yale (7 goals, 12 assists), NER, March 28, 2010
- 37—Michigan St. (7 goals, 12 assists) vs. Boston College (6 goals, 12 assists), QF, March 18, 1984
- 37—Providence (8 goals, 12 assists) vs. Maine (6 goals, 11 assists), QF, March 24, 1989

## FEWEST POINTS

### (Excluding shutouts)

- 1—St. Lawrence vs. Michigan, NSF, March 16, 1956 (1 goal) (OT)
- 1—St. Lawrence vs. Michigan Tech, NSF, March 16, 1962 (1 goal)
- 1—Boston College vs. Denver, NSF, March 14, 1968 (1 goal)
- 1—Clarkson vs. North Dakota, QF, March 19, 1982 (1 goal)
- 1—Vermont vs. Bowling Green, FR, March 18, 1988 (1 goal)
- 1—Mass.-Lowell vs. Wisconsin, FR, March 19, 1988 (1 goal)
- 1—Minnesota vs. Boston College, QF, March 25, 1990 (1 goal)
- 1—New Hampshire vs. Harvard, ER, March 26, 1994 (1 goal)
- 1—Michigan vs. New Hampshire, ER, March 27, 1999 (1 goal) (OT)
- 1—Quinnipiac vs. Cornell, ER, March 23, 2002 (1 goal)
- 1—Penn St. vs. Denver, MWR, March 24, 2018 (1 goal)

## FEWEST POINTS, BOTH TEAMS

- 2—Boston College (1 goal, 1 assist) vs. Ohio St., ER, March 29, 2003 (shutout)
- 2—Denver (1 goal, 1 assist) vs. Maine, CH, April 10, 2004 (shutout)
- 2—Wisconsin (1 goal, 1 assist) vs. Cornell, MWR, March 26, 2006 (shutout) (3 OT)
- 2—Minnesota St. (1 goal, 1 assist) vs. Notre Dame, REG, March 24, 2022 (shutout)
- 3—Cornell (1 goal, 2 assists) vs. North Dakota, NSF, March 16, 1967 (shutout)
- 3—Denver (1 goal, 2 assists) vs. Harvard, N3d, March 20, 1971 (shutout)
- 3—Denver (1 goal, 2 assists) vs. North Dakota, WR, March 27, 2004 (shutout)
- 3—Wisconsin (1 goal, 2 assists) vs. Ohio St., ER, March 26, 2004 (shutout) (OT)
- 3—Minnesota (1 goal, 2 assists) vs. Maine, WR, March 26, 2005 (shutout) (OT)
- 3—Michigan St. (1 goal, 2 assists) vs. New Hampshire, ER, March 25, 2006 (shutout)
- 3—Massachusetts (1 goal, 2 assists) vs. Clarkson, ER, March 23, 2007 (shutout) (OT)
- 3—Providence (1 goal, 2 assists) vs. Clarkson, ER, March 23, 2018 (shutout)
- 3—Minn. Duluth (3 goals) vs. Michigan Tech, REG, March 24, 2022 (shutout)

## SHOTS ON GOAL

- 80—St. Lawrence vs. Boston U., ER, March 26, 2000 (3 goals) (4 OT)
- 74—Boston U. vs. St. Lawrence, ER, March 26, 2000 (2 goals) (4 OT)
- 65—Boston College vs. Providence, NSF, March 28, 1985 (3 goals) (3 OT)
- 65—North Dakota vs. Minn. Duluth, QF, March 27, 2021 (3 goals) (5 OT)
- 60—Colorado Col. vs. Clarkson, NSF, March 14, 1957 (5 goals)
- 60—Bowling Green vs. Minn. Duluth, CH, March 24, 1984 (5 goals) (4 OT)
- 60—Wisconsin vs. Cornell, MWR, March 26, 2006 (1 goal) (3 OT)
- 59—North Dakota vs. Boston U., WR, March 24, 2017 (3 goals)
- 58—Boston College vs. Mercyhurst, ER, March 25, 2005 (5 goals)
- 57—Northern Mich. vs. Cornell, QF, March 21, 1981 (3 goals)
- 57—Michigan vs. Miami (OH), MWR, March 28, 2010 (2 goals) (2 OT)

## SHOTS ON GOAL, BOTH TEAMS

- 154—St. Lawrence (80) vs. Boston U. (74), ER, March 26, 2000 (5 goals) (4 OT)
- 119—North Dakota (65) vs. Minn. Duluth (54), QF, March 27, 2021 (5 goals) (5 OT)
- 106—Maine (56) vs. Michigan (50), NSF, March 30, 1995 (7 goals) (3 OT)
- 100—Wisconsin (60) vs. Cornell (40), MWR, March 26, 2006 (1 goal) (3 OT)
- 99—Brown (50) vs. Michigan Tech (49), NSF, March 25, 1976 (13 goals) (2 OT)
- 99—St. Cloud St. (54) vs. Northern Mich. (45), WR, March 26, 2010 (7 goals) (2 OT)
- 96—Michigan Tech (52) vs. Harvard (44), N3d, March 15, 1969 (11 goals) (2 OT)
- 96—Bowling Green (60) vs. Minn. Duluth (36), CH, March 24, 1984 (9 goals) (4 OT)
- 95—Boston U. (52) vs. Providence (43), CH, April 11, 2015 (7 goals)
- 94—Minnesota (50) vs. Boston U. (44), NSF, March 14, 1974 (9 goals)
- 94—Lake Superior St. (48) vs. Alas. Anchorage (46), FR, March 17, 1990 (13 goals)

## SHOTS ON GOAL, PERIOD

- 27—Minnesota vs. Mercyhurst, WR, March 28, 2003 (2nd)
- 26—Minnesota vs. Providence, N3d, March 26, 1983
- 25—Minnesota vs. Ferris St., WR, March 29, 2003 (1st)
- 24—Colorado Col. vs. Clarkson, NSF, March 14, 1957
- 24—Harvard vs. Michigan Tech, NSF, March 15, 1974



24—North Dakota vs. Michigan, MWR, March 26, 2016 (1st)  
 23—Colorado Col. vs. Michigan, CH, March 12, 1955 (3rd)  
 23—St. Lawrence vs. Boston College, N3d, March 17, 1956  
 23—North Dakota vs. Boston College, NSF, March 14, 1963  
 23—Minnesota vs. Michigan St., NSF, March 27, 1986  
 23—North Dakota vs. Denver, CH, April 9, 2005 (3rd)  
 23—Wisconsin vs. Bemidji St., MWR, March 25, 2006 (2nd)

## SHOTS ON GOAL, PERIOD, BOTH TEAMS

40—Minnesota (23) vs. Michigan St. (17), NSF, March 27, 1986 (5 goals)  
 39—Boston U. (22) vs. Providence (17), CH, April 11, 2015 (2 goals)  
 38—Minnesota (21) vs. Boston U. (17), NSF, March 14, 1974 (3 goals)  
 37—Colorado Col. (20) vs. Michigan (17), N3d, March 19, 1949 (4 goals)  
 37—Boston College (19) vs. Minn. Duluth (18), N3d, March 30, 1985 (6 goals)  
 37—Minnesota (19) vs. Boston College (18), QF, March 25, 1990 (2 goals)  
 36—Michigan Tech (22) vs. Michigan (14), CH, March 17, 1956 (1st) (7 goals)  
 36—Cornell (19) vs. Michigan Tech (17), NSF, March 14, 1969 (4 goals)

## FEWEST SHOTS ON GOAL

9—Boston College vs. Denver, NSF, March 14, 1968 (1 goal)  
 11—Rensselaer vs. Denver, NSF, March 19, 1964 (1 goal)  
 12—Clarkson vs. Denver, NSF, March 13, 1958 (2 goals)  
 12—Minnesota vs. Denver, NSF, March 17, 1961 (1 goal)  
 12—Air Force vs. Minn. Duluth, WR, March 24, 2018 (1 goal)  
 13—Air Force vs. Michigan, ER, March 27, 2009 (2 goals)  
 13—American Int'l vs. St. Cloud St., WR, March 29, 2019 (1 goal)  
 13—Denver vs. Ohio St., WR, March 29, 2019 (2 goals)  
 13—Notre Dame vs. Massachusetts, NER, March 30, 2019 (0 goals)  
 14—Wisconsin vs. Boston U., ER, March 26, 1994 (1 goal)  
 14—Quinnipiac vs. Cornell, ER, March 23, 2002 (1 goal)  
 14—Cornell vs. Boston U., Manchester Reg., March 25, 2023 (1 goal)  
 15—St. Lawrence vs. Michigan Tech, NSF, March 16, 1962 (1 goal)  
 15—Wisconsin vs. Cornell, NSF, March 19, 1970 (1 goal)  
 15—Bemidji St. vs. Wisconsin, MWR, March 25, 2006 (0 goals)  
 15—UMass Lowell vs. Quinnipiac, ER, March 27, 2016 (1 goal)  
 15—Merrimack vs. Quinnipiac, Bridgeport Reg., March 24, 2023 (0 goals)  
 15—Minnesota vs. Quinnipiac, CH, April 8, 2023 (2 goals)

## FEWEST SHOTS ON GOAL, BOTH TEAMS

37—Denver (13) vs. Ohio St. (24), WR, March 29, 2019 (2 goals)  
 38—Denver (29) vs. Boston College (9), NSF, March 14, 1968 (5 goals)  
 38—Air Force (12) vs. Minn. Duluth (26), WR, March 24, 2018 (3 goals)  
 40—Cornell (19) vs. UMass Lowell (21), NER, March 25, 2017 (5 goals)  
 40—Cornell (19) vs. Northeastern (21), ER, March 30, 2019 (6 goals)  
 41—North Dakota (23) vs. Michigan St. (18), CH, March 28, 1987 (8 goals)  
 41—Boston U. (21) vs. Michigan (20), NSF, March 27, 1997 (5 goals)  
 41—St. Cloud St. (23) vs. Notre Dame (18), MWR, March 30, 2013 (6 goals)  
 42—Providence (26) vs. Rensselaer (16), N3d, March 21, 1964 (3 goals)  
 42—Clarkson (23) vs. North Dakota (19), QF, March 19, 1982 (6 goals)  
 42—Lake Superior St. (24) vs. St. Cloud St. (18), FR, March 18, 1989 (6 goals)  
 42—Minnesota (22) vs. Michigan (20), WR, March 24, 1996 (7 goals)  
 42—Colorado Col. (23) vs. Michigan (19), CH, March 30, 1996 (5 goals) (OT)  
 42—Michigan (24) vs. Denver (18), ER, March 26, 1999 (8 goals)  
 42—New Hampshire (24) vs. Cornell (18), ER, March 24, 2002 (7 goals)  
 42—New Hampshire (21) vs. Cornell (21), NSF, April 10, 2003 (5 goals) (OT)

## FEWEST SHOTS ON GOAL, REGULATION PERIOD

0—Wisconsin vs. Cornell, NSF, March 19, 1970  
 0—Northern Mich. vs. Harvard, ER, March 26, 1993

0—Minnesota St. vs. Minn. Duluth, WR, March 23, 2018  
 0—Air Force vs. Minn. Duluth, WR, March 24, 2018  
 1—Michigan vs. Denver, ER, March 26, 1999  
 1—Denver vs. Michigan, ER, March 26, 1999  
 1—Cornell vs. Colorado Col., MWR, March 25, 2006 (1st)  
 1—Miami (OH) vs. Minn. Duluth, WR, March 28, 2009 (1st)  
 1—St. Cloud State vs. Michigan Tech, WR, March 27, 2015 (2nd)  
 1—Denver vs. Ohio St., WR, March 29, 2019 (3rd)

## FEWEST SHOTS ON GOAL, REGULATION PERIOD, BOTH TEAMS

6—Harvard (6) vs. Northern Mich. (0), ER, March 26, 1993 (0 goals)  
 6—Denver (4) vs. Western Mich. (2), MWR, March 26, 2011 (0 goals) (OT)  
 6—Denver (1) vs. Ohio St. (5), WR, March 29, 2019 (3rd)  
 7—Minn. Duluth (6) vs. Miami (OH) (1), WR, March 28, 2009 (0 goals)  
 8—Minnesota (4) vs. Wisconsin (4), QF, March 25, 1989 (2 goals)  
 8—Colorado Col. (5) vs. Michigan (3), CH, March 30, 1996 (1 goal)  
 8—Cornell (4) vs. Miami (OH) (4), WR, March 22, 1997 (2 goals)  
 8—North Dakota (4) vs. Denver (4), NSF, April 7, 2016 (0 goals)  
 8—Minn. Duluth (8) vs. Minnesota St. (0), WR, March 23, 2018 (1 goal)  
 8—Cornell (4) vs. Northeastern (4), ER, March 30, 2019

## PENALTIES

23—Minnesota vs. Maine, N3d, April 2, 1988  
 20—Maine vs. Minnesota, N3d, April 2, 1988  
 19—Merrimack vs. Northeastern, FR, March 19, 1988  
 19—Clarkson vs. Western Mich., ER, March 22, 1996  
 18—Colgate vs. Wisconsin, CH, April 1, 1990  
 18—Wisconsin vs. Michigan St., WR, March 25, 2001  
 17—Western Mich. vs. Clarkson, ER, March 22, 1996  
 16—Bowling Green vs. Vermont, FR, March 19, 1988  
 16—Northeastern vs. Merrimack, FR, March 19, 1988  
 16—Vermont vs. Bowling Green, FR, March 19, 1988  
 16—Lake Superior St. vs. Maine, NSF, March 31, 1988  
 16—Maine vs. Lake Superior St., NSF, March 31, 1988  
 16—Lake Superior St. vs. Harvard, QF, March 24, 1989  
 16—Michigan vs. Boston U., QF, March 23, 1991  
 16—Wisconsin vs. Michigan, WR, March 25, 1995

## PENALTIES, BOTH TEAMS

43—Minnesota (23) vs. Maine (20), N3d, April 2, 1988  
 36—Clarkson (19) vs. Western Mich. (17), ER, March 22, 1996  
 35—Merrimack (19) vs. Northeastern (16), FR, March 19, 1988  
 32—Bowling Green (16) vs. Vermont (16), FR, March 19, 1988  
 32—Lake Superior St. (16) vs. Maine (16), NSF, March 31, 1988  
 32—Wisconsin (18) vs. Michigan St. (14), WR, March 25, 2001  
 32—Colgate (18) vs. Wisconsin (14), CH, April 1, 1990  
 31—Wisconsin (16) vs. Michigan (15), WR, March 25, 1995  
 30—Boston U. (15) vs. North Dakota (15), FR, March 16, 1990  
 29—Six times, most recent: Michigan (16) vs. Boston U. (13), QF, March 23, 1991

## FEWEST PENALTIES

0—Boston College vs. Michigan, N3d, March 18, 1950  
 0—Michigan vs. Boston College, N3d, March 18, 1950  
 0—Boston U. vs. Denver, NSF, March 18, 1960  
 0—Harvard vs. Boston U., N3d, March 16, 1974  
 0—Miami (OH) vs. Cornell, WR, March 22, 1997  
 0—Notre Dame vs. Michigan, MWR, March 25, 2016  
 0—Denver vs. Ohio St., MWR, March 25, 2018  
 0—St. Cloud St. vs. Quinnipiac, REG, March 25, 2022

## FEWEST PENALTIES, BOTH TEAMS

0—Michigan (0) vs. Boston College (0), N3d, March 18, 1950  
1—Boston U. (1) vs. Harvard (0), N3d, March 16, 1974  
2—Denver (2) vs. Boston U. (0), NSF, March 18, 1960  
2—Cornell (2) vs. Miami (OH) (0), WR, March 22, 1997  
2—Michigan (1) vs. New Hampshire (1), ER, March 27, 1999 (OT)  
2—Notre Dame (0) vs. Michigan (2), MWR, March 25, 2016  
2—Denver (0) vs. Ohio St. (2), MWR, March 25, 2018  
2—Boston U. (1) vs. Cornell (1), NER, March 24, 2018

## LONGEST GAME

142:13—Minn. Duluth (3) vs. North Dakota (2), QF, Match 27, 2021 (5 OT)  
123:53—St. Lawrence (3) vs. Boston U. (2), ER, March 26, 2000 (4 OT)  
111:13—Wisconsin (1) vs. Cornell (0), MWR, March 26, 2006 (3 OT)  
100:28—Maine (4) vs. Michigan (3), NSF, March 30, 1995 (3 OT)  
97:11—Bowling Green (5) vs. Minn. Duluth (4), CH, March 24, 1984 (4 OT)  
95:18—Notre Dame (3) vs. Ala.-Huntsville (2), MWR, March 23, 2007 (2 OT)  
94:10—Vermont (3) vs. Air Force (2), ER, March 28, 2009 (2 OT)  
91:48—Boston U. (4) vs. North Dakota (3), WR, March 24, 2017 (2 OT)  
91:14—Denver (3) vs. Western Mich. (2), MWR, March 26, 2011 (2 OT)  
89:31—Colorado Col. (4) vs. Vermont (3), NSF, March 28, 1996 (2 OT)  
89:29—Minnesota (2) vs. Mass.-Lowell (1), WR, March 27, 1994 (2 OT)  
85:45—Rensselaer (6) vs. Minn. Duluth (5), NSF, March 29, 1985 (3 OT)  
83:30—Colorado Col. (3) vs. St. Lawrence (2), ER, March 23, 2001 (2 OT)  
82:43—Northern Mich. (3) vs. Harvard (2), ER, March 26, 1993 (2 OT)

61—Lake Superior St., 1994 (23 goals, 38 assists)  
60—Maine, 1989 (21 goals, 39 assists)  
60—Minnesota, 1991 (22 goals, 38 assists)  
60—Lake Superior St., 1992 (24 goals, 36 assists)

## PENALTIES

70—Boston U., 1990  
59—Providence, 1989  
55—Michigan, 1991  
51—Minnesota, 1991  
50—Maine, 1988  
49—Wisconsin, 1981  
49—Lake Superior St., 1988  
46—Merrimack, 1988  
46—Boston College, 1989  
44—Lake Superior St., 1989

## TEAM, YEAR

### GOALS

30—Boston U., 1990  
29—Clarkson, 1991  
26—Boston U., 1991  
26—Northern Mich., 1991  
24—Minnesota, 1981  
24—Boston College, 1989  
24—Michigan St., 1989  
24—Providence, 1989  
24—Lake Superior St., 1992  
24—Minnesota, 2003  
24—Boston College, 2010

### ASSISTS

52—Clarkson, 1991  
44—Boston U., 1990  
41—Minnesota, 1981  
40—Michigan St., 1989  
40—Northern Mich., 1991  
39—Maine, 1989  
38—Boston U., 1991  
38—Minnesota, 1991  
38—Lake Superior St., 1994  
37—Harvard, 1986

### POINTS

81—Clarkson, 1991 (29 goals, 52 assists)  
74—Boston U., 1990 (30 goals, 44 assists)  
66—Northern Mich., 1991 (26 goals, 40 assists)  
65—Minnesota, 1981 (24 goals, 41 assists)  
64—Michigan St., 1989 (24 goals, 40 assists)  
64—Boston U., 1991 (26 goals, 38 assists)



# TOURNAMENT HISTORY

- Tournament Won-Lost-Tied Records.....50
- Tournament Highlights.....52
- Seeding History .....54
- Annual Scoring Leaders.....56
- Overtime Games (107).....57
- Shutout Games (65).....59
- Longest Games (Top 20).....61
- Television Ratings (since 1995).....62
- Tournament Scoring Trends (1948-2022).....64
- NCAA Division I Men’s Ice Hockey Committee.....65

# TOURNAMENT WON-LOST-TIED RECORDS

## (59 TEAMS)

Team (Years Participated)	Years	Tournament Record				Tournament Finish			
		Won	Lost	Tied	Pct.	1st	2nd	3rd	4th
Air Force (2007-08-09-11-12-17-18)	7	3	7	0	.300	0	0	0	0
Ala.-Huntsville (2007-10)	2	0	2	0	.000	0	0	0	0
Alas. Anchorage (1990-91-92)	3	2	5	0	.286	0	0	0	0
Alas. Fairbanks (2010*)	0	0	0	0	.000	0	0	0	0
American Int'l (2019-21-22)	3	1	3	0	.250	0	0	0	0
Arizona St. (2019)	1	0	1	0	.000	0	0	0	0
Bemidji St. (2005-06-09-10-21)	5	3	5	0	.375	0	0	1	0
Boston College (1948-49-50-54-56-59-63-65-68-73-78-84-85-86-87-89-90-91-98-99-2000-01-03-04-05-06-07-08-10-11-12-13-14-15-16-21)	36	49	43	0	.533	5	6	8	6
Boston U. (1950-51-53-60-66-67-71-72-74-75-76-77-78-84-86-90-91-92-93-94-95-96-97-98-2000-02-03-05-06-07-09-12-15-16-17-18-21-23)	38	45	39	0	.536	5	6	9	3
Bowling Green (1977-78-79-82-84-87-88-89-90-2019)	10	7	18	1	.288	1	0	1	0
Brown (1951-65-76-93)	4	2	5	0	.286	0	1	1	1
Canisius (2013-23)	2	0	2	0	.000	0	0	0	0
Clarkson (1957-58-62-63-66-70-81-82-84-90-91-92-93-95-96-97-98-99-07-08-18-19)	22	13	25	1	.346	0	3	4	0
Colgate (1981-90-2000-05-14-23)	6	3	7	0	.300	0	1	0	0
Colorado Col. (1948-49-50-51-52-55-57-78-95-96-97-98-99-2001-02-03-05-06-08-11)	20	18	20	0	.474	2	3	3	2
Cornell (1967-68-69-70-72-73-80-81-86-91-96-97-2002-03-05-06-09-10-12-17-18-19-23)	23	20	24	0	.455	2	2	2	2
Dartmouth (1948-49-79-80)	4	4	4	0	.500	0	2	2	0
Denver (1958-60-61-63-64-66-68-69-71-72-73*-86-95-97-99-2002-04-05-08-09-10-11-12-13-14-15-16-17-18-19-22-23)	31	40	25	0	.615	9	2	4	2
Ferris St. (2003-12-14-16)	4	6	4	0	.600	0	1	0	0
Harvard (1955-57-58-69-71-74-75-82-83-85-86-87-88-89-93-94-2002-03-04-05-06-15-16-17-19-22-23)	27	16	35	1	.314	1	2	4	6
Holy Cross (2004-06)	2	1	2	0	.333	0	0	0	0
Lake Superior St. (1985-88-89-90-91-92-93-94-95-96-2021)	11	20	12	1	.621	3	1	0	0
Maine (1987-88-89-90-91-92-93-95-99-2000-01-02-03-04-05-06-07-12)	18	30	20	0	.600	2	3	5	1
Massachusetts (2007-19-21-22)	4	8	3	0	.727	1	1	0	0
UMass Lowell (1988-94-96-2012-13-14-16-17-22)	9	8	9	1	.471	0	0	1	0
Mercyhurst (2001-03-05)	3	0	3	0	.000	0	0	0	0
Merrimack (1988-2011-23)	3	2	4	0	.333	0	0	0	0
Miami (OH) (1993-97-2004-06-07-08-09-10-11-12-13-15)	13	8	12	0	.400	0	1	1	0
Michigan (1948-49-50-51-52-53-54-55-56-57-62-64-77-91-92-93-94-95-96-97-98-99-2000-01-02-03-04-05-06-07-08-09-10-11-12-16-18-21-22-23)	40	57	32	0	.640	9	3	15	0
Michigan St. (1959-66-67-82-83-84-85-86-87-88-89-90-92-94-95-96-97-98-99-2000-01-02-04-06-07-08-12)	27	30	29	1	.508	3	2	5	1
Michigan Tech (1956-60-62-65-69-70-74-75-76-81-2015-17-18-22-23)	15	13	14	0	.481	3	4	1	2
Minnesota (1953-54-61-71-74-75-76-79-80-81-83-85-86-87-88-89-90-91-92-93-94-95-96-97-2001-02-03-04-05-06-07-08-12-13-14-15-17-21-22-23)	40	61	41	0	.598	5	8	8	2
Minn. Duluth (1983-84-85-93-2004-09-11-12-15-16-17-18-19-21-22)	15	29	14	0	.674	3	2	3	0
Minnesota St. (2003-13-14-15-18-19-21-22-23)	9	5	9	0	.357	0	1	1	0
New Hampshire (1977-79-82-83-92-94-95-97-98-99-2000-02-03-04-05-06-07-08-09-10-11-13)	22	16	26	0	.381	0	2	2	3
Niagara (2000-04-08-13)	4	1	4	0	.200	0	0	0	0
North Dakota (1958-59-63-65-67-68-79-80-82-84-87-90-97-98-99-2000-01-03-04-05-06-07-08-09-10-11-12-13-14-15-16-17-21-22)	34	53	28	0	.654	8	5	8	1
Northeastern (1982-88-94-2009-16-18-19-22)	8	3	8	1	.273	0	0	1	0
Northern Mich. (1980-81-89-91-92-93-99-2010)	8	10	10	0	.500	1	1	0	1
Notre Dame (2004-07-08-09-11-13-14-16-17-18-19-21-22)	13	13	12	0	.520	0	2	2	0
Ohio St. (1998-99-2003-04-05-09-17-18-19-23)	10	5	10	0	.333	0	0	2	0

Team (Years Participated)	Years	Tournament Record				Tournament Finish			
		Won	Lost	Tied	Pct.	1st	2nd	3rd	4th
Omaha (2006-11-15-21)	4	2	4	0	.333	0	0	1	0
Penn St. (2017-18-23)	3	2	3	0	.400	0	0	0	0
Princeton (1998-2008-09-18)	4	0	4	0	.000	0	0	0	0
Providence (1964-78-81-83-85-89-91-96-2001-14-15-16-17-18-19)	15	17	20	0	.459	1	1	2	1
Quinnipiac (2002-13-14-15-16-19-21-22-23)	9	12	8	0	.600	1	2	0	0
Rensselaer (1953-54-61-64-84-85-94-95-2011)	9	7	9	1	.441	2	0	2	1
Robert Morris (2014)	1	0	1	0	.000	0	0	0	0
RIT (2010-15-16)	3	3	3	0	.500	0	0	1	0
St. Cloud St. (1989-2000-01-02-03-07-08-10-13-14-15-16-18-19-21-22-23)	17	9	18	0	.333	0	1	1	0
St. Lawrence (1952-55-56-59-60-61-62-83-87-88-89-92-99-2000-01-07)	16	5	25	0	.167	0	2	2	5
Union (NY) (2011-12-13-14-17)	5	7	4	0	.636	1	0	1	0
Vermont (1988-96-97-2009-10-14)	6	3	7	0	.300	0	0	2	0
Wayne St. (MI) (2003)	1	0	1	0	.000	0	0	0	0
Western Mich. (1986-94-96-2011-12-17-22-23)	8	1	9	0	.100	0	0	0	0
Wisconsin (1970-72-73-77-78-81-82-83-88-89-90-91-92*-93-94-95-98-2000-01-04-05-06-08-10-13-14-21)	26	37	23	2	.613	6	2	2	1
Yale (1952-98-2009-10-11-13-15-16)	8	7	7	0	.500	1	0	1	0

\* Team participation later vacated by NCAA Committee on Infractions

# TOURNAMENT HIGHLIGHTS

- 1948** The NCAA championship is initiated as a four-team, single-elimination bracket. Jim Malone scores the tournament's first goal to spark Dartmouth past Colorado College, 8-4, in the opening NCAA postseason game, a semifinal contest played March 18 at The Broadmoor World Arena in Colorado Springs. Michigan defeated Boston College, 6-4, in overtime, in the other semifinal. Dartmouth falls to Michigan 8-4 in the title game, however, as the Wolverines win the first of six crowns over the event's opening nine years.
- 1949** The third-place game is added.
- 1958** The championship moves out of Colorado Springs for the first time and is played in Williams Arena on the University of Minnesota, Twin Cities, campus as part of the state of Minnesota's centennial celebration. A record crowd of 7,878 sees Denver win its first title by defeating North Dakota, 6-2.
- 1960** The 50th NCAA tournament game has Boston U. topping St. Lawrence, 7-6, in the third-place contest March 19 in Boston.
- 1961** St. Lawrence forward John Mason scores the 500th goal in NCAA tournament history, a second-period marker that leads to a 6-3 semifinal triumph over Rensselaer.
- 1964** Michigan wins its seventh NCAA ice hockey championship in 17 years, defeating Denver, 6-3, on the Pioneers' home ice.
- 1969** Denver captures its second straight title and fifth over a 12-year period with a 4-3 triumph of Cornell.
- 1970** Cornell (29-0) finishes the only perfect season in NCAA Division I history with a 6-4 triumph over Clarkson in the championship game at Lake Placid. The Division I Ice Hockey Committee begins seeding the two teams from the East and West regions for the purpose of national semifinal pairings.
- 1972** A sellout crowd of 14,995, nearly double the previous NCAA tournament record, watches hometown favorite Boston U. blank Cornell, 4-0, in the final at Boston Garden.
- 1973** In the 100th NCAA tournament game, Denver advances to the championship final with a 10-4 triumph over Boston College on March 15 in Boston.
- 1977** The Division I Ice Hockey Committee begins adding a third team to the championship bracket from each region, when necessary. The first opening-round game features the 1,000th goal in NCAA tournament history, a power-play score by Michigan's Kris Manery that leads to a 7-5 triumph over Bowling Green. The next week, an Olympia Stadium title-game crowd of 14,437 watches Michigan carry Wisconsin into overtime, but the Badgers need only 23 extra seconds to win, 6-5, for their second NCAA crown. The game is the shortest of 13 championship finals that have gone into overtime.
- 1979** Minnesota notches its third title in six years with a 4-3 defeat of North Dakota. Gophers coach Herb Brooks compiled an NCAA-tournament best .889 winning percentage by going 8-1 during this six-year run.
- 1981** The bracket is increased to eight teams, with four teams each from the East and West regions. First-round games are based on a two-game, total-goals series, while the semifinals and final continue as single elimination.
- 1984** Bowling Green captures the title at Lake Placid in a 5-4, four-overtime classic against Minnesota Duluth. The longest championship final in NCAA ice hockey history ends on a Gino Cavallini goal at the 97:11 mark.
- 1986** The NCAA championship passes the 200-game mark during quarterfinal action March 22 at Boston U., Michigan State, Denver and Harvard.
- 1987** North Dakota joins Michigan and Denver as a five-time champion with its 5-3 triumph over Michigan State. The last three Fighting Sioux titles occur under the guidance of head coach Gino Gasparini.
- 1988** The bracket increases to 12 teams. The first round and quarterfinals are based on a two-game, total-goals series, with the semifinals and final continuing as single elimination.
- 1989** The first round and quarterfinals become a best-of-three format.
- 1990** The third-place game is eliminated. Wisconsin becomes the fourth team to capture at least five NCAA titles when the Badgers stop Colgate, 7-3, in Detroit.
- 1991** Northern Michigan edges Boston U., 8-7, in a three-overtime championship game that takes 81 minutes, 57 seconds to complete. Not only does the Wildcats' Darryl Plandowski score the game-winner, but his hat trick also includes a second-period tally that is the 2,500th goal in NCAA tournament history. Earlier in the championship, the 300th NCAA tournament game is played during the second night of quarterfinal action, March 23, at Maine, Northern Michigan, Boston U. and Lake Superior State.
- 1992** Preliminary rounds are divided into an East and West Regional, become single-elimination and are held at predetermined sites.
- 1993** Maine captures its first title when Jim Montgomery scores a third-period hat trick during a 4:35 span to rally the Black Bears past Lake Superior State, 5-4, before 17,704 in Milwaukee. Maine's 40-1-2 record is the best since Cornell's perfect season in 1970.
- 1994** A record-tying four overtime games are played in the tournament, including three by champion Lake Superior State. One Lakers overtime victory — 6-5 over Northeastern — lasts only 15 extra seconds, the shortest overtime game in NCAA tournament history.
- 1995** In the opening national semifinal, Maine outlasts Michigan, 4-3 in triple overtime, in what was then the longest NCAA tournament game ever played. Dan Shermerhorn scores at the 100:28 mark to end the contest. The second semifinal, Boston U.'s 7-3 triumph over Minnesota, marks the 350th NCAA tournament game.
- 1996** Michigan topples Colorado College, 3-2 in overtime, for its eighth national championship. Colorado College returns to the semifinals for the first time since 1957.
- 1997** North Dakota becomes the second team to win six NCAA hockey crowns, beating Boston U., 6-4, in the final. Dean Blais also becomes the first coach since Herb Brooks in 1974 to capture the title in his first tournament appearance. The championship's overall per-session attendance record topples as an average crowd of 12,104 sees each of the seven sessions.
- 1998** Both top-seeded teams are eliminated in the regionals, and Michigan takes advantage to claim a record ninth NCAA title. Boston College is the victim this time after the Eagles return to the title game for the first time in 20 years. They play in front of the hometown fans of Boston, which hosts a national final for the first time in 24 years. All three sessions at the FleetCenter draw record crowds, including 18,276 for the title game. Yale breaks a 45-year drought and returns to the NCAA tournament. Minnesota's record streak of 13 straight NCAA appearances ends. New Hampshire's Dylan Dellezay scores the 3,000th goal in tournament history to spark the Wildcats past Wisconsin, 7-4, in the East Regional's first round. All eight regional games are produced and distributed by NCAA Productions via ESPN pay-per-view.
- 1999** The NCAA Division I hockey final round officially takes the name "Men's Frozen Four." Worcester's Centrum Centre hosts a regional record single-session crowd of 12,517.
- 2000** North Dakota wins its seventh NCAA title, rallying to defeat Boston College, 4-2, in the 200th game in Frozen Four history. St. Lawrence earns its first Frozen Four ticket in 12 years with a 3-2, four-overtime triumph of Boston U. at the East Regional. Robin Carruthers scores the winner at 123:53 (actual playing time was just under six hours) to conclude the tournament's longest game. In the West Regional second round, North Dakota's 4-1 victory over Niagara marks the tournament's 400th contest. Combined regional attendance at Albany, N.Y., and Minneapolis is a record 34,969.
- 2001** Boston College defeats North Dakota, 3-2 in overtime, to win the Frozen Four. The Fighting Sioux scored with less than a minute to play in regulation to force overtime in one of the most dramatic finishes in history. ESPN Classic shows the game less than a week later as an "Instant Classic." Combined regional attendance at Worcester, Mass., and Grand Rapids, Mich., is a record 37,257.
- 2002** Minnesota wins the Frozen Four in dramatic fashion with a 4-3 overtime win against Maine at the Xcel Energy Center in St. Paul, Minn. The championship game set records for attendance (19,327) and television viewership (2.3 million viewers).
- 2003** Minnesota defends its crown with a 5-1 victory over New Hampshire in a sold-out HSBC Arena in Buffalo, N.Y. The Golden Gophers become the first team to defend its title since Boston U. did so in 1972.
- 2004** Denver wins the national title in dramatic fashion, stopping a 6-on-3 by Maine in the game's final minute and a half to post a 1-0 victory at the FleetCenter in Boston.
- 2005** Denver defends its title with a 4-1 win over North Dakota.
- 2006** Wisconsin claimed its sixth championship overall and first since the 1990 season, with a 2-1 win over Boston College. With the Badger Women winning the Women's Frozen Four title, it marked the first time both the men's and Women's ice hockey squads from the same school won Division I titles in the same year.
- 2007** In front of a then-record crowd of 19,432, Michigan State defeated Boston College, 3-1, in the championship game at Scottrade Center in St. Louis. It marked the Spartans' third national championship title.

- 
- 2008** Playing in the national title game for the third consecutive year, Boston College claimed its third NCAA championship in school history. Notre Dame, seeded fourth in the West Regional, became the first No. 4 seed since the NCAA tournament went to the current seeding format in **2003** to advance to the national championship game.
- 2009** Trailing by two goals with less than one minute to play in the championship game, Boston U. rallied to score two goals in the span of 42 seconds to knot the score and send the game against Miami (Ohio) to overtime. Boston U. scored first in the extra period to claim its fifth overall national title, but first since 1995.
- 2010** Playing before 37,592 people, a world record for an indoor hockey game, Boston College avenged its loss to Wisconsin in the **2006** NCAA title game, blanking the Badgers, 5-0, for its fourth NCAA championship. Boston College's offense was dominant throughout the tournament as the Eagles never trailed and outscored their foes, 24-9, including a 12-1 margin in the Frozen Four.
- 2011** Minnesota Duluth won the first championship in school history, defeating Michigan, 3-2, in overtime. The 19,222 in attendance for the title contest was the fourth-most for a championship game in tournament history.
- 2012** In its 23rd Frozen Four appearance, Boston College defeated Ferris State, 4-1, to win its second national championship in three years. The Eagles allowed just two goals in the tournament, while also posting a pair of shutouts, and captured the fifth title in school history. Union (New York) and national runner-up Ferris State each reached the Frozen Four for the first time in school history. Minnesota won a pair of games to reach its 20th Frozen Four and broke a tie with Michigan for all-time tournament wins with 52.
- 2013** Yale wins its first title in school history beating Quinnipiac, 4-0, in an all-ECAC match-up at the CONSOL Energy Center in Pittsburgh, Pa.
- 2014** Union (NY) wins its first NCAA title, 7-4, over Minnesota in Philadelphia as tournament MOP Shayne Gostisbehere registers a +7 in the game for the Dutchmen.
- 2015** Providence wins its first NCAA title with a 4-3 victory against Boston U. in front of a sold out crowd at the TD Garden in Boston.
- 2016** North Dakota claims its eighth national title with a 5-1 victory against Quinnipiac at Amalie Arena in Tampa.
- 2017** Denver holds on for a 3-2 victory over Minnesota Duluth in front of the largest championship game crowd (non-Ford Field) in history as 19,783 packed the United Center in Chicago. Denver's Jarid Lukosevicius had a hat trick in only 7:39 of the second period, the third fastest hat trick in championship game history. Notre Dame became the first host institution to make the Frozen Four since Wisconsin did so in 2006.
- 2018** Minnesota Duluth scored two goals in the first period and then held on for a 2-1 win against Notre Dame, giving the Bulldogs their second straight national title when the Frozen Four is held at the Xcel Energy Center in St. Paul, Minn.
- 2019** Minnesota Duluth became the first team to defend its title in 14 years as they defeated Massachusetts, who was making its first Frozen Four appearance, 3-0 at the KeyBank Center in Buffalo. The Minutemen's Cale Makar, who the Hobey Baker, and would go on to star for the Colorado Avalanche in the Stanley Cup playoffs just several days later.
- 2020** The 2020 tournament field was not selected and the tournament was not played due to the COVID-19 pandemic.
- 2021** Massachusetts won its first national championship with a 5-0 shutout of St. Cloud St. It was the second consecutive championship the national title game ended with a shutout. The early rounds included the longest collegiate game in history, a five overtime marathon that saw Minn. Duluth defeat North Dakota, 4-3. The game lasted 142:13, 12 minutes longer than any previous longest contest.
- 2022** Denver matched Michigan with its ninth national championship, going on a third-period scoring barage to win 5-1 in front of a sold out crowd at TD Garden in Boston. The championship produced its first soldout semifinal and final since 2011.
- 2023** Quinnipiac won its first national championship, scoring 10 seconds into overtime at a packed Amalie Arena in Tampa. It was the first overtime championship game since 2011. The Frozen Four sold out for both the semifinals and final for the second straight year, the first back-to-back sellouts since the 2008 and 2009 seasons. Scoring was abundant in the early rounds with four teams netting eight or more goals in the first two rounds.

# SEEDING HISTORY

The Division I Men's Ice Hockey Committee began seeding the two teams from the East and West regions with the 1970 championship for the purpose of national semifinal pairings. Beginning in 1977, a third team could be added to each region if deemed necessary by the committee. There were four seeds each from the East and West during the 1981-87 tournaments, and the quarterfinal round was a two-game, total-goal series. The two-game, total-goal format continued for the 1988 championship, then a best-of-three series took place for the first round and quarterfinals from 1989 to 1991. Regional competition and single-elimination play began in 1992. The national third-place game was eliminated after the 1989 championship.

In 2003, the championship was expanded to 16 teams and teams were seeded one through four in each of four regions. In addition, the No. 1 regional seeds were seeded one through four on an overall basis. That format remains in effect.

## FARTHEST SEEDS HAVE ADVANCED

### (1970-2021)

#### Seed Best Finish

#1	CH—Cornell 1970, Boston U. 1972, Wisconsin 1977, North Dakota 1980, Wisconsin 1983, Rensselaer 1985, North Dakota 1987, Maine 1993, Boston U. 1995, Boston College 2001, Minnesota 2003, Denver 2005, Wisconsin 2006, Boston U. 2009, Boston College 2010, Boston College 2012, Union (NY) 2014, North Dakota 2016, Denver 2017; Minn. Duluth 2019, Denver 2022, Quinnipiac 2023
#2	CH—Boston U. 1971, Wisconsin 1973, Minnesota 1974, Michigan Tech 1975, Minnesota 1976, Minnesota 1979, North Dakota 1982, Michigan St. 1986, Lake Superior St. 1988, Harvard 1989, Wisconsin 1990, Northern Mich. 1991, Michigan 1996, North Dakota 1997, North Dakota 2000, Minnesota 2002, Denver 2004, Boston College, 2008
#3	CH—Boston U. 1978, Bowling Green 1984, Lake Superior St. 1992, Michigan 1998, Maine 1999, Michigan St. 2007, Minn. Duluth 2011, Minn. Duluth 2018
#4	CH—Wisconsin 1981, Lake Superior St. 1994, Yale 2013, Providence 2015
#5	3d—Michigan St. 1992, Colorado Col. 1997, New Hampshire 1998
#6	2d—Wisconsin 1992 (later vacated; no other sixth seed has advanced past the quarterfinals or second round)

## HOW THE SEEDS HAVE FARED...

### ROUND-BY-ROUND--1970-2023

Seed	FR*	QF/SR*	NSF	N3d	CH	Total
#1	54-25	85-36-4	47-45	7-12	22-25	215-143-4
#2	52-32	70-45	39-35	9-8	19-20	189-140
#3	55-74-1	24-58	11-10	1-0	8-3	99-138-1
#4	51-69	29-49-4	8-14	3-0	4-4	95-136-4
#5	15-26	4-10	0-3			19-39
#6**	14-23-1	1-13				15-36-1

\*First-round results from 1977 to 1980 and since 1988; quarterfinal (now second-round) results since 1981.

\*\*Wisconsin's participation in the 1992 championship was vacated by the NCAA Committee on Infractions.

## ...SINCE THE REGIONAL, SINGLE-ELIMINATION FORMAT BEGAN

### ROUND-BY-ROUND--1992-2002

Seed	FR	SR	NSF	CH	Total
#1		14-8	7-7	3-4	24-19
#2		15-7	8-7	4-4	27-18
#3	13-9	6-7	4-2	3-1	26-19
#4	13-9	5-8	2-3	1-1	21-21
#5	9-13	3-6	0-3		12-22
#6**	8-13	0-8	0-0		8-21

\*\*Wisconsin's participation in the 1992 championship was vacated by the NCAA Committee on Infractions.

### ROUND-BY-ROUND--2003-23

Seed	FR	SR	NSF	CH	Total
#1	54-25	41-13	24-17	12-12	142-67
#2	49-30	19-30	8-11	3-5	79-76
#3	30-49	11-20	4-7	3-1	48-78
#4	25-54	9-16	4-5	2-2	43-77



## WON-LOST-TIED RECORDS OF SEEDS

Year	# 1	# 2	# 3	# 4	# 5	# 6	Frozen Four Seeds
1970	2-2	2-2					Four-team event
1971	1-3	3-1					Four-team event
1972	2-2	2-2					Four-team event
1973	0-2*	3-1					Four-team event
1974	2-2	2-2					Four-team event
1975	2-2	2-2					Four-team event
1976	1-3	3-1					Four-team event
1977	3-1	2-3	0-1				1, 1, 2, 2 (6)
1978	1-3	2-2	3-1				1, 1, 2, 3 (7)
1979	1-3	4-1	0-1				1, 1, 2, 2 (6)
1980	2-2	1-2	2-1				1, 1, 2, 3 (7)
1981	3-2-1	1-5	4-2	3-2-1			1, 2, 3, 4 (10)
1982	5-2-1	6-2	0-4	0-3-1			1, 1, 2, 2 (6)
1983	6-1-1	5-3	0-4	0-3-1			1, 1, 2, 2 (6)
1984	2-4	3-3	4-2	3-3			1, 2, 3, 4 (10)
1985	4-1-1	4-4	1-3	2-3-1			1, 2, 2, 4 (9)
1986	1-5	7-1	0-4	4-2			1, 2, 2, 4 (9)
1987	5-1	5-3	0-4	2-4			1, 2, 2, 4 (9)
1988	5-3	5-3	3-2-1	2-4	2-4	2-3-1	1, 1, 2, 2 (6)
1989	5-5	7-1	2-4	4-4	3-5	2-4	1, 1, 2, 2 (6)
1990	3-4	7-1	4-4	7-5	1-4	0-4	1, 2, 2, 4 (9)
1991	3-3	7-1	2-5	6-5	1-4	3-4	1, 2, 2, 4 (9)
1992	1-2	0-2	4-1	1-2	2-2	0-1*	1, 3, 5, 6 (15)
1993	5-1	2-2	0-2	1-2	1-2	2-2	1, 1, 2, 2 (6)
1994	2-2	2-2	2-2	5-1	0-2	0-2	1, 2, 2, 4 (9)
1995	4-1	2-2	2-2	1-2	1-2	1-2	1, 1, 2, 3 (7)
1996	3-2	4-1	2-2	1-2	1-2	0-2	1, 1, 2, 2 (6)
1997	1-2	5-1	0-2	1-2	2-2	2-2	1, 2, 2, 5 (10)
1998	0-2	2-2	4-1	2-2	2-2	1-2	2, 3, 4, 5 (14)
1999	2-2	1-2	5-1	2-2	1-2	0-2	1, 2, 3, 4 (10)
2000	1-2	4-1	1-2	3-2	1-2	1-2	1, 2, 2, 4 (9)
2001	4-1	2-2	3-2	1-2	1-2	0-2	1, 1, 2, 3 (7)
2002	1-2	3-1	3-2	3-2	0-2	1-2	1, 2, 3, 4 (10)
2003	10-3	3-4	2-4	0-4			1, 1, 1, 3 (6)
2004	7-4	7-3	1-4	0-4			1, 1, 2, 2 (6)
2005	9-3	6-4	0-4	0-4			1, 1, 1, 2 (5)
2006	6-3	3-4	5-4	1-4			1, 2, 3, 3 (9)
2007	2-4	3-4	8-3	2-4			2, 3, 3, 3 (11)
2008	5-4	4-3	3-4	3-4			1, 1, 2, 4 (8)
2009	4-3	1-4	4-4	6-4			1, 3, 4, 4 (12)
2010	9-3	1-4	3-4	2-3*			1, 1, 1, 4 (7)
2011	3-4	4-4	6-3	2-4			1, 2, 3, 3 (9)
2012	7-3	6-4	1-4	1-4			1, 1, 2, 2 (6)
2013	5-4	3-4	1-4	6-3			1, 1, 4, 4 (10)
2014	9-3	2-4	2-4	2-4			1, 1, 1, 4 (7)
2015	5-4	4-4	1-4	5-3			1, 1, 2, 4 (8)
2016	7-3	6-4	0-4	2-4			1, 1, 2, 2 (6)
2017	9-3	2-4	2-4	2-4			1, 1, 1, 4 (7)
2018	5-4	4-4	4-3	2-4			1, 1, 2, 3 (7)
2019	7-3	3-4	2-4	3-4			1, 1, 2, 4 (8)
2021\$	2-4	9-2	1-4	1-3			2, 2, 2, 3 (9)
2022	11-3	4-4	1-4	0-4			1,1,1,2 (5)
2023	9-3	4-4	1-4	1-4			1,1,1,2 (5)
<b>Total</b>	<b>214-143-4</b>	<b>189-140</b>	<b>99-138-1</b>	<b>95-135-4</b>	<b>19-39</b>	<b>15-36-1</b>	

\*Participation by one team later vacated by NCAA Committee on Infractions. \$ Two games not played due to COVID-19 protocols.

# ANNUAL SCORING LEADERS

Year	Player, School	Goals	Assists	Points	Year	Player, School	Goals	Assists	Points
1948	Wally Gacek, Michigan	5	3	8	1991	Dave Trombley, Clarkson	3	8	11
1949	Gil Burford, Michigan	3	4	7	1992	Brian Rolston, Lake Superior St.	4	4	8
1950	Chris Ray, Colorado Col.	5	4	9	1993	Jim Montgomery, Maine	5	4	9
	Tony Frasca, Colorado Col.	3	6	9	1994	Gerald Tallaire, Lake Superior St.	3	7	10
1951	Omer Brandt, Colorado Col.	3	3	6	1995	Nick Checco, Minnesota	3	2	5
1952	George Chin, Michigan	2	2	4		Kaj Linna, Boston U.	3	2	5
	Doug Philpott, Michigan	1	3	4		Steve Thornton, Boston U.	1	4	5
1953	Doug Philpott, Michigan	3	3	6	1996	Bill Muckalt, Michigan	4	2	6
	George Chin, Michigan	2	4	6		Brendan Concannon, Mass.-Lowell	2	4	6
1954	Dick Dougherty, Minnesota	6	3	9		Brendan Morrison, Michigan	2	4	6
	John Mayasich, Minnesota	4	5	9	1997	Matt Henderson, North Dakota	4	2	6
	Bill MacFarland, Michigan	4	5	9		Casey Hankinson, Minnesota	3	3	6
1955	Bill Cleary, Harvard	5	0	5	1998	Mark Kosick, Michigan	3	3	6
	Bill MacFarland, Michigan	4	1	5		Matt Herr, Michigan	2	4	6
1956	Neil McDonald, Michigan	0	5	5	1999	Steve Kariya, Maine	4	4	8
1957	Bob McCusker, Colorado Col.	7	2	9	2000	Brian Gionta, Boston College	4	3	7
1958	Bob Van Lammers, Clarkson	5	0	5	2001	Bryan Lundbohm, North Dakota	2	5	7
	Grant Childerhose, Clarkson	0	5	5	2002	Robert Liscak, Maine	4	3	7
1959	Bill Daley, Boston College	2	3	5	2003	Thomas Vanek, Minnesota	5	3	8
1960	Paul Coppo, Michigan Tech	2	5	7	2004	Patrick Eaves, Boston College	3	2	5
1961	Bill Masterton, Denver	5	3	8		Lukas Dora, Denver	1	4	5
1962	John Ivanitz, Michigan Tech	4	2	7	2005	Gabe Gauthier, Denver	6	5	11
1963	Bob Hamill, Denver	3	2	5	2006	Chris Collins, Boston College	4	2	6
	Al McLean, North Dakota	3	2	5		Joe Pavelski, Wisconsin	3	3	6
1964	Tom Polonic, Michigan	1	4	5		Jonathan Toews, North Dakota	3	3	6
	Gordon Wilkie, Michigan	0	5	5		Travis Zajac, North Dakota	3	3	6
1965	Gary Milroy, Michigan Tech	3	3	6	2007	T.J. Oshie, North Dakota	4	4	8
1966	John McLennan, Clarkson	1	4	5	2008	Nathan Gerbe, Boston College	7	4	11
1967	Brian McAndrew, Michigan St.	2	2	4	2009	Tyler Scofield, Bemidji St.	4	3	7
	Tom Mikkola, Michigan St.	2	2	4		Chris Higgins, Boston U.	2	5	7
	Walt Stanowski, Cornell	2	2	4	2010	Joe Whitney, Boston College	3	7	10
1968	Brian Cornell, Cornell	4	0	4	2011	Justin Faulk, Minn. Duluth	0	6	6
	John Hughes, Cornell	0	4	4		Justin Fontaine, Minn. Duluth	2	4	6
1969	Keith Magnuson, Denver	1	5	6	2012	Kyle Rau, Minnesota	1	4	5
1970	Bob Poffenroth, Wisconsin	2	5	7		Steven Whitney, Boston College	3	2	5
1971	Dean Blais, Minnesota	4	1	5		Johnny Gaudreau, Boston College	2	3	5
1972	Dave Westner, Cornell	4	0	4	2013	Joey Benik, St. Cloud St.	5	1	6
	Gary Winchester, Wisconsin	3	1	4		Andrew Miller, Yale	2	4	6
	Ron Anderson, Boston U.	2	2	4	2014	Johnny Gaudreau, Boston College	4	7	11
	Ric Jordan, Boston U.	2	2	4	2015	Danny O'Regan, Boston U.	2	3	5
1973	#Peter McNab, Denver	3	5	8		Jack Eichel, Boston U.	2	3	5
	Bob Reardon, Boston College	4	1	5		Shane Luke, Providence	2	3	5
1974	Jim McMahon, Harvard	3	3	6		Nick Saracino, Providence	1	4	5
1975	Terry Meagher, Boston U.	5	1	6		Noel Acciari, Providence	3	2	5
	Bob D'Alvise, Michigan Tech	3	3	6	2016	Brock Boeser, North Dakota	2	7	9
	Bill Robbins, Boston U.	0	6	6	2017	Troy Terry, Denver	3	6	9
1976	Tom Vannelli, Minnesota	2	5	7	2018	Andrew Oglevie, Notre Dame	3	4	7
1977	Dave Silk, Boston U.	5	2	7	2019	Josh Wilkins, Providence	4	2	6
	Rick Meagher, Boston U.	4	3	7		Parker Mackay, Minn. Duluth	4	2	6
1978	Dave Silk, Boston U.	3	3	6	2020	Tournament not held.\$			
	Jack O'Callahan, Boston U.	0	6	6	2021	Nolan Walker, St. Cloud St.	2	4	6
1979	Mark Taylor, North Dakota	1	5	6		Oliver Chau, Massachusetts	1	5	6
1980	Phil Sykes, North Dakota	3	4	7	2022	Mike Benning, Denver	1	4	5
1981	Aaron Broten, Minnesota	6	7	13		Brenden Brissom, Michigan	2	3	5
1982	Phil Sykes, North Dakota	6	2	8		Owen Power, Michigan	0	5	5
1983	Pat Flatley, Wisconsin	3	6	9	2023	Sam Lipkin, Quinnipiac	2	6	8
1984	Lyle Phair, Michigan St.	3	5	8		Logan Cooley, Minnesota	3	5	8
1985	Bill Watson, Minn. Duluth	3	6	9					
1986	Mitch Messier, Michigan St.	5	6	11					
	Lane MacDonald, Harvard	4	7	11					
1987	Tony Hrkac, North Dakota	3	9	12					
1988	Pete Lappin, St. Lawrence	5	3	8					
1989	Rob Gaudreau, Providence	6	4	10					
1990	Tony Amonte, Boston U.	7	6	13					

# Participation in tournament vacated. \$The 2020 tournament was not held due to the COVID-19 pandemic.

---

# OVERTIME GAMES (107)

---

## 1948 (1)

♠Michigan 6, Boston College 4

## 1954 (1)

\*Rensselaer 5, Minnesota 4

## 1956 (1)

Michigan 2, St. Lawrence 1

## 1957 (1)

Clarkson 2, Harvard 1 (2 OT)

## 1959 (3)

North Dakota 4, St. Lawrence 3

Boston College 7,

St. Lawrence 6 (2 OT)

\*North Dakota 4, Michigan St. 3

## 1969 (2)

Cornell 4, Michigan Tech 3

Harvard 6, Michigan Tech 5

(2 OT)

## 1971 (1)

Minnesota 6, Harvard 5

## 1973 (1)

Wisconsin 6, Cornell 5

## 1974 (1)

Michigan Tech 6, Harvard 5

## 1976 (1)

Michigan Tech 7, Brown 6 (2 OT)

## 1977 (2)

Wisconsin 4, New Hampshire 3

\*Wisconsin 6, Michigan 5

## 1982 (1)

#Northeastern 3, Bowling Green 2

## 1984 (4)

#Bowling Green 5, Boston U. 1

Minn. Duluth 2, North Dakota 1

North Dakota 6, Michigan St. 5

\*Bowling Green 5, Minn. Duluth 4 (4 OT)

## 1985 (3)

Providence 4, Boston College 3 (3 OT)

Rensselaer 6, Minn. Duluth 5

(3 OT)

Minn. Duluth 7, Boston College 6

## 1988 (1)

\*Lake Superior St. 4, St. Lawrence 3

## 1989 (3)

Maine 4, Providence 3 (2 OT)

Michigan St. 5, Boston College 4

\*Harvard 4, Minnesota 3

## 1990 (1)

Wisconsin 4, Maine 3

## 1991 (2)

Cornell 5, Michigan 4

\*Northern Mich. 8, Boston U. 7 (3 OT)

## 1993 (3)

Northern Mich. 3, Harvard 2

(2 OT)

Michigan 4, Wisconsin 3

Maine 4, Michigan 3

## 1994 (4)

Lake Superior St. 6, Northeastern 5

Lake Superior St. 5, Michigan 4

Minnesota 2, Mass.-Lowell 1

(2 OT)

Lake Superior St. 3, Harvard 2

## 1995 (1)

Maine 4, Michigan 3 (3 OT)

## 1996 (2)

Colorado Col. 4, Vermont 3

(2 OT)

\*Michigan 3, Colorado Col. 2

## 1997 (1)

Boston U. 4, Denver 3

## 1998 (3)

Ohio St. 4, Michigan St. 3

New Hampshire 4, Boston U. 3

\*Michigan 3, Boston College 2

## 1999 (3)

New Hampshire 2, Michigan 1

Maine 2, Boston College 1

\*Maine 3, New Hampshire 2

## 2000 (3)

Boston College 6, Michigan St. 5

Michigan 4, Colgate 3

St. Lawrence 3, Boston U. 2

(4 OT)

## 2001 (3)

Maine 5, Minnesota 4

Colorado Col. 3, St. Lawrence 2

(2 OT)

\*Boston College 3, North Dakota 2

## 2002 (2)

Maine 4, Harvard 3

\*Minnesota 4, Maine 3

## 2003 (2)

Cornell 2, Boston College 1

Minnesota 3, Michigan 2

## 2004 (3)

Wisconsin 1, Ohio St. 0

Maine 2, Wisconsin 1

Boston College 3, Michigan 2

## 2005 (4)

Minnesota 1, Maine 0

New Hampshire 3, Harvard 2

Denver 4, Bemidji St. 3

Minnesota 2, Cornell 1

## 2006 (2)

Wisconsin 1, Cornell 0 (3 OT)

Holy Cross 4, Minnesota 3

## 2007 (3)

Massachusetts 1, Clarkson 0

Notre Dame 3, Ala.-Huntsville 2 (2 OT)

North Dakota 3, Minnesota 2

## 2008 (3)

Miami (OH) 3, Air Force 2

Boston College 4, Miami (OH) 3

North Dakota 3, Wisconsin 2

## 2009 (4)

New Hampshire 6, North Dakota 5

Minn. Duluth 5, Princeton 4

Vermont 3, Air Force 2 (2 OT)

\*Boston U. 4, Miami (OH) 3

## 2010 (2)

St. Cloud St. 4, Northern Mich. 3 (2 OT)

Miami (OH) 3, Michigan 2 (2 OT)

## 2011 (5)

Yale 2, Air Force 1  
Notre Dame 4, Merrimack 3  
Michigan 3, Omaha 2  
Denver 3, Western Mich. 2 (2 OT)  
\*Minn. Duluth 3, Michigan 2

## 2012 (2)

Mass.-Lowell 4, Miami (OH) 3  
Cornell 3, Michigan 2

## 2013 (2)

Yale 3, Minnesota 2  
Yale 3, Mass.-Lowell 2

## 2014 (2)

St. Cloud St. 4, Notre Dame 3  
North Dakota 2, Ferris St. 1 (2 OT)

## 2015 (2)

Boston U. 3, Yale 2  
St. Cloud St. 3, Michigan Tech 2

## 2016 (4)

Minn. Duluth 2, Providence 1 (2 OT)  
Michigan 3, Notre Dame 2  
Ferris St. 5, St. Cloud St. 4  
UMass Lowell 3, Yale 2

## 2017 (4)

Boston U. 4, North Dakota 3 (2 OT)  
Minn. Duluth 3, Ohio St. 2  
Minn. Duluth 3, Boston U. 2  
Notre Dame 3, UMass Lowell 2

## 2018 (2)

Minn. Duluth 3, Minnesota St. 2  
Notre Dame 4, Michigan Tech 3

## 2019 (3)

Notre Dame 3, Clarkson 2  
Minn. Duluth 2, Bowling Green 1  
Massachusetts 4, Denver 3

## 2021 (3)

Minnesota St. 4, Quinnipiac 3  
Minn. Duluth 3, North Dakota 1 (5OT)  
Massachusetts 4, Minn. Duluth 2

## 2022 (4)

Western Mich. 2, Northeastern 1  
Minnesota 4, Massachusetts 3  
Notre Dame 2, North Dakota 1  
Denver 3, Michigan 2

## 2023 (1)

\*Quinnipiac 3, Minnesota 2

\*Championship games.

‡Overtime was a full, 10-minute period and not sudden death.

#Second game of two-game, total-goal series.

## OVERTIME RECORDS BY SCHOOL

Air Force	0-3
Ala.-Huntsville	0-1
Bemidji St.	0-1
Boston College	5-7
Boston U.	4-5
Bowling Green	2-2
Brown	0-1
Clarkson	1-2
Colgate	0-1
Colorado Col.	2-1
Cornell	4-3
Denver	3-2
Ferris St.	1-1
Harvard	2-7
Holy Cross	1-0
Lake Superior St.	4-0
Maine	8-3
Massachusetts	3-1
UMass Lowell	2-3
Merrimack	0-1
Miami (OH)	2-3
Michigan	8-12
Michigan St.	1-4
Michigan Tech	2-4
Minnesota	7-7
Minn. Duluth	10-3
Minnesota St.	1-1
New Hampshire	4-2
Notre Dame	6-1

North Dakota	6-6
Northeastern	1-2
Northern Mich.	2-1
Notre Dame	0-1
Ohio St.	1-2
Omaha	0-1
Princeton	0-1
Providence	1-2
Quinnipiac	1-1
Rensselaer	2-0
St. Cloud St.	3-1
St. Lawrence	1-5
Vermont	1-1
Western Mich.	1-1
Wisconsin	6-3
Yale	3-2

# SHUTOUT GAMES (65)

## 1965 (1)

Michigan Tech 4, Brown 0

## 1967 (1)

Cornell 1, North Dakota 0

## 1968 (1)

\*Denver 4, North Dakota 0

## 1971 (1)

Denver 1, Harvard 0

## 1972 (1)

\*Boston U. 4, Cornell 0

## 1982 (1)

Wisconsin 5, New Hampshire 0

## 1983 (1)

Wisconsin 2, Providence 0

## 1987 (1)

Harvard 3, Bowling Green 0

## 1988 (2)

Lake Superior St. 5, Merrimack 0  
St. Lawrence 7, Wisconsin 0

## 1989 (1)

Providence 2, Northern Mich. 0

## 1990 (1)

Boston U. 5, North Dakota 0

## 1991 (1)

Maine 4, Minnesota 0

## 1994 (1)

New Hampshire 2, Rensselaer 0

## 1995 (1)

Minnesota 3, Rensselaer 0

## 1996 (1)

Michigan 4, Boston U. 0

## 1998 (2)

Ohio St. 4, Yale 0  
Michigan 4, New Hampshire 0

## 2000 (1)

North Dakota 2, Maine 0

## 2001 (1)

North Dakota 2, Michigan St. 0

## 2002 (1)

Colorado Col. 2, Michigan St. 0

## 2003 (2)

Boston College 1, Ohio St. 0  
New Hampshire 3, Boston U. 0

## 2004 (5)

North Dakota 3, Holy Cross 0  
Denver 1, North Dakota 0  
Wisconsin 1, Ohio St. 0  
Minn. Duluth 5, Michigan St. 0  
\*Denver 1, Maine 0

## 2005 (2)

North Dakota 4, Boston U. 0  
Minnesota 1, Maine 0

## 2006 (5)

Wisconsin 4, Bemidji St. 0  
Michigan St. 1, New Hampshire 0  
Boston College 5, Miami (OH) 0  
Wisconsin 1, Cornell 0 (3 OT)  
Boston College 5, Boston U. 0

## 2007 (2)

Massachusetts 1, Clarkson 0  
Boston College 4, Miami (OH) 0

## 2008 (1)

Michigan 2, Clarkson 0

## 2009 (1)

Air Force 2, Michigan 0

## 2010 (1)

\*Boston College 5, Wisconsin 0

## 2011 (3)

Minn. Duluth 2, Union (NY) 0  
North Dakota 6, Rensselaer 0  
Michigan 2, North Dakota 0

## 2012 (2)

Boston College 2, Air Force 0  
Boston College 4, Minn. Duluth 0

## 2013 (3)

Miami (OH) 4, Minnesota St. 0  
UMass Lowell 2, New Hampshire 0  
\*Yale 4, Quinnipiac 0

## 2014 (3)

Ferris St. 1, Colgate 0  
Providence 4, Quinnipiac 0  
Minnesota 4, St. Cloud St. 0

## 2015 (1)

Omaha 4, RIT 0

## 2016 (1)

Quinnipiac 4, RIT 0

## 2017 (2)

Harvard 3, Providence 0  
UMass Lowell 5, Cornell 0

## 2018 (1)

Providence 1, Clarkson 0

## 2019 (6)

Denver 2, Ohio St. 0  
Massachusetts 4, Harvard 0  
Denver 3, American Int'l 0  
Massachusetts 4, Notre Dame 0  
Providence 4, Cornell 0  
\*Minn. Duluth 3, Massachusetts 0

## 2021 (3)

Massachusetts 4, Bemidji St. 0  
Minnesota St. 4, Minnesota 0  
\*Massachusetts 5, St. Cloud St. 0

## 2022 (3)

Minn. Duluth 3, Michigan Tech 0  
Minnesota 3, Western Mich. 0  
Minnesota St. 1, Notre Dame 0

## 2023 (X)

St. Cloud St. 4, Minnesota St. 0  
Cornell 2, Denver 0  
Penn St. 8, Michigan Tech 0  
Quinnipiac 5, Merrimack 0

\*Championship games.

## SHUTOUT RECORDS BY SCHOOL

Air Force	1-1
American Int'l	0-1
Bemidji St.	0-2
Boston College	7-0
Boston U.	2-4
Bowling Green	0-1
Brown	0-1
Clarkson	0-3
Colgate	0-1
Colorado Col.	1-0
Cornell	2-4
Denver	6-1
Ferris St.	1-0
Harvard	2-2
Holy Cross	0-1
Lake Superior St.	1-0
Maine	1-3
Massachusetts	5-1
Merrimack	0-2
Miami (OH)	1-2
Michigan	4-1
Michigan St.	1-3
Michigan Tech	1-2
Minnesota	4-2
Minn. Duluth	4-1

---

Minnesota St.	2-2
New Hampshire	2-4
North Dakota	5-5
Northern Mich.	0-1
Notre Dame	0-2
Ohio St.	1-3
Omaha	1-0
Penn St.	1-0
Providence	4-2
Quinnipiac	2-2
Rensselaer	0-3
RIT	0-2
St. Cloud St.	1-2
St. Lawrence	1-0
UMass Lowell	2-0
Union (NY)	0-1
Western Mich.	0-1
Wisconsin	5-2
Yale	1-1



# LONGEST GAMES (TOP 20)

*A championship game is denoted by (CH), a national semifinal game by (NSF), a national third-place game by (N3d), an East Regional game by (ER), a Midwest Regional game by (MWR), a Northeast Regional game by (NER), a West Regional game by (WR) and a Regional final (RF).*

Date	Score	Site/Event	OTs	Time	Game-Winner
March 27, 2021	Minn. Duluth 3, North Dakota 2	Fargo, N.D./RF	5	142:13	Luke Mylymok
March 26, 2000	St. Lawrence 3, Boston U. 2	Albany, N.Y./ER	4	123:53	Robin Carruthers
March 26, 2006	Wisconsin 1, Cornell 0	Green Bay, Wis./WR	3	111:13	Jack Skille
March 30, 1995	Maine 4, Michigan 3	Providence, R.I./NSF	3	100:28	Dan Shermerhorn
March 24, 1984	Bowling Green 5, Minn. Duluth 4	Lake Placid, N.Y./CH	4	97:11	Gino Cavallini
March 24, 2007	Notre Dame 3, Ala.-Huntsville 2	Grand Rapids, Mich./MWR	2	95:18	Ryan Thang
March 28, 2009	Vermont 3, Air Force 2	Bridgeport, Conn./ER	2	94:10	Dan Lawson
March 24, 2017	Boston U. 4, North Dakota 3	Fargo, N.D./WR	2	91:48	Charlie McAvoy
March 26, 2011	Denver 3, Western Mich. 2	Green Bay, Wis./MWR	2	91:14	Jason Zucker
March 28, 1996	Colorado Col. 4, Vermont 3	Cincinnati/NSF	2	89:31	Chad Remackel
March 27, 1994	Minnesota 2, Mass.-Lowell 1	East Lansing, Mich./WR	2	89:29	Jeff Nielsen
March 29, 1985	Rensselaer 6, Minn. Duluth 5	Detroit/NSF	3	85:45	John Carter
March 23, 2001	Colorado Col. 3, St. Lawrence 2	Worcester, Mass./ER	2	83:30	Paul Manning
March 26, 1993	Northern Mich. 3, Harvard 2	Worcester, Mass./ER	2	82:43	Mike Harding
March 29, 2014	North Dakota 2, Ferris St. 1	Cincinnati/MWR	2	82:28	Connor Gaarder
March 30, 1991	Northern Mich. 8, Boston U. 7	St. Paul, Minn./CH	3	81:57	Darryl Plandowski
March 28, 2010	Miami (OH) 3, Michigan 2	Fort Wayne, Ind./MWR	2	81:54	Alden Hirschfeld
March 30, 2003	Cornell 2, Boston College 1	Providence, R.I./ER	2	81:09	Matt McRae
March 25, 2016	Minn. Duluth 2, Providence 1	Worcester, Mass./NER	2	80:57	Karson Kuhlman
March 28, 1985	Providence 4, Boston College 3	Detroit/NSF	3	80:33	Artie Yeomelakis
March 26, 2010	St. Cloud St. 4, Northern Mich. 3	St. Paul, Minn./WR	2	80:23	Tony Mosey

*Note: The Minn. Duluth-North Dakota game listed above is the longest in Division I men's history (regular or postseason), it surpassed the Colorado College-Wisconsin game from March 8, 1997 that lasted 129:30. The St. Lawrence-Boston U. contest above is the third longest.*

## SHORTEST OVERTIME GAME

March 29, 2013	Yale 3, Minnesota 2	Grand Rapids, Mich./WR	1	60:09	Jesse Root
----------------	---------------------	------------------------	---	-------	------------

## SHORTEST OVERTIME CHAMPIONSHIP GAME

April 8, 2023	Quinnipiac 3, Minnesota 2	Tampa	1	60:10	Jacob Quillan
---------------	---------------------------	-------	---	-------	---------------

# TELEVISION RATINGS (SINCE 1995)

Date	Teams	Network	Rating	Cable Rating	Households	Avg. Viewers
March 30, 1995	Maine vs. Michigan	ESPN2 (switched)	0.1	0.29	57,000	147,060
March 30, 1995	Maine vs. Michigan	ESPN (networks)	0.1	0.25	159,000	410,220
March 30, 1995	Boston U. vs. Minnesota	ESPN2	0.1	0.32	63,000	162,540
April 1, 1995	Boston U. vs. Maine	ESPN	0.6	0.81	526,000	1,357,080
March 28, 1996	Colorado Col. vs. Vermont	ESPN2	0.3	0.31	94,000	244,400
March 28, 1996	Boston U. vs. Michigan	ESPN2	0.5	0.55	169,000	439,400
March 30, 1996	Colorado Col. vs. Michigan	ESPN	0.9	0.89	605,000	1,573,000
March 27, 1997	Colorado Col. vs. North Dakota	ESPN2	0.1	0.12	55,000	142,450
March 27, 1997	Boston U. vs. Michigan	ESPN2	0.5	0.51	232,000	600,880
March 29, 1997	Boston U. vs. North Dakota	ESPN	0.7	0.69	494,000	1,279,460
April 2, 1998	Michigan vs. New Hampshire	ESPN2	0.1	0.18	103,000	266,770
April 2, 1998	Boston College vs. Ohio St.	ESPN2	0.3	0.55	314,000	813,260
April 4, 1998	Boston College vs. Michigan	ESPN	0.7	0.99	731,000	1,893,290
April 1, 1999	Boston College vs. Maine	ESPN2	0.1	0.20	126,000	325,080
April 1, 1999	Michigan St. vs. New Hampshire	ESPN2	0.2	0.37	236,000	608,880
April 3, 1999	Maine vs. New Hampshire	ESPN	0.5	0.70	530,000	1,367,400
April 6, 2000	Maine vs. North Dakota	ESPN2	0.1	0.18	125,000	322,500
April 6, 2000	Boston College vs. St. Lawrence	ESPN2	0.2	0.27	186,000	479,880
April 8, 2000	Boston College vs. North Dakota	ESPN	0.5	0.71	551,000	1,421,580
April 5, 2001	Michigan St. vs. North Dakota	ESPN2	0.2	0.23	176,000	450,560
April 5, 2001	Boston College vs. Michigan	ESPN2	0.2	0.28	211,000	540,160
April 7, 2001	Boston College vs. North Dakota	ESPN	0.5	0.66	542,000	1,387,520
April 4, 2002	New Hampshire vs. Maine	ESPN2	0.12	0.16	129,000	330,240
April 4, 2002	Minnesota vs. Michigan	ESPN2	0.23	0.29	241,000	616,960
April 6, 2002	Maine vs. Minnesota	ESPN	0.85	1.04	899,000	2,301,440
April 10, 2003	Cornell vs. New Hampshire	ESPN2	0.1	0.13	109,000	277,950
April 10, 2003	Minnesota vs. Michigan	ESPN2	0.17	0.22	186,000	474,300
April 12, 2003	Minnesota vs. New Hampshire	ESPN	0.33	0.40	348,000	887,400
April 8, 2004	Denver vs. Minn. Duluth	ESPN2	0.09	0.11	98,000	248,920
April 8, 2004	Boston College vs. Maine	ESPN2	0.16	0.20	175,000	444,500
April 10, 2004	Denver vs. Maine	ESPN	0.4	0.47	417,000	1,059,180
April 7, 2005	Colorado Col. vs. Denver	ESPN2	0.1	0.15	130,000	330,200
April 7, 2005	North Dakota vs. Minnesota	ESPN2	0.3	0.37	327,000	830,580
April 9, 2005	Denver vs. North Dakota	ESPN	0.4	0.46	413,000	1,049,020
April 6, 2006	Boston College vs. North Dakota	ESPN2	0.1	0.16	145,000	369,025
April 6, 2006	Maine vs. Wisconsin	ESPN2	0.3	0.41	365,000	927,100
April 8, 2006	Boston College vs. Wisconsin	ESPN	0.4	0.55	483,000	1,226,820
April 5, 2007	Maine vs. Michigan St.	ESPN2	0.16	0.19	174,000	443,700
April 5, 2007	North Dakota vs. Boston College	ESPN2	0.24	0.29	271,000	691,050
April 7, 2007	Michigan St. vs. Boston College	ESPN	0.41	0.49	460,000	1,173,000
April 10, 2008	Boston College vs. North Dakota	ESPN2	0.18	0.21	184,000	469,200
April 10, 2008	Notre Dame vs. Michigan	ESPN2	0.31	0.36	342,000	872,100
April 12, 2008	Boston College vs. Notre Dame	ESPN	0.39	0.45	429,000	1,093,950
April 9, 2009	Miami (OH) vs. Bemidji St.	ESPN2	0.17	0.20	193,000	492,150
April 9, 2009	Boston U. vs. Vermont	ESPN2	0.25	0.29	284,000	724,200
April 11, 2009	Boston U. vs. Miami (OH)	ESPN	0.57	0.67	656,000	1,672,800
April 8, 2010	Wisconsin vs. Rochester Inst.	ESPN2	0.14	0.17	165,000	420,750

Date	Teams	Network	Rating	Cable Rating	Households	Avg. Viewers
April 8, 2010	Boston College vs. Miami (OH)	ESPN2	0.24	0.28	273,000	696,150
April 10, 2010	Boston College vs. Wisconsin	ESPN	0.46	0.53	526,000	1,341,300
April 7, 2011	Minn. Duluth vs. Notre Dame	ESPN2	0.21	0.24	242,000	617,100
April 7, 2011	Michigan vs. North Dakota	ESPN2	0.35	0.40	402,000	1,025,100
April 9, 2011	Michigan vs. Minn. Duluth	ESPN	0.54	0.62	624,000	1,591,200
April 5, 2012	Boston College vs. Minnesota	ESPN2	0.30	0.34	339,000	422,000
April 5, 2012	Ferris St. vs. Union (NY)	ESPNU	----	0.08	60,476	154,214
April 7, 2012	Boston College vs. Ferris St.	ESPN2	0.31	0.36	353,000	498,000
April 11, 2013	Mass.-Lowell vs. Yale	ESPN2	0.1	0.13	131,000	333,395
April 11, 2013	Quinnipiac vs. St. Cloud St.	ESPN2	0.1	0.16	158,000	402,110
April 13, 2013	Quinnipiac vs. Yale	ESPN	0.4	0.41	402,000	1,023,090
April 10, 2014	Boston College vs. Union (NY)	ESPN2	0.13	0.16	153,950	208,000
April 10, 2014	Minnesota vs. North Dakota	ESPN2	0.29	0.35	334,342	461,000
April 12, 2014	Minnesota vs. Union (NY)	ESPN	0.46	0.56	538,000	717,000
April 9, 2015	Omaha vs. Providence	ESPN2	0.13	0.16	146,014	196,000
April 9, 2015	Boston U. vs. North Dakota	ESPN2	0.16	0.20	190,312	290,000
April 11, 2015	Providence vs. Boston U.	ESPN	0.35	0.43	405,692	635,000
April 7, 2016	Boston College vs. Quinnipiac	ESPN2	0.09	0.12	107,164	137,641
April 7, 2016	North Dakota vs. Denver	ESPN2	0.21	0.27	246,176	360,790
April 9, 2016	Quinnipiac vs. North Dakota	ESPN2	0.29	0.38	342,343	540,943
April 6, 2017	Harvard vs. Minn. Duluth	ESPN2	0.1			178,000
April 6, 2017	Denver vs. Notre Dame	ESPN2	0.1			155,000
April 8, 2017	Denver vs. Minn. Duluth	ESPN	0.3			467,000
April 5, 2018	Minn. Duluth vs. Ohio St.	ESPN2	0.1			225,000
April 5, 2018	Michigan vs. Notre Dame	ESPN2	0.12			329,000
April 7, 2018	Minn. Duluth vs. Notre Dame	ESPN	0.35			653,000
April 11, 2019	Minn. Duluth vs. Providence	ESPN2	0.1			194,994
April 11, 2019	Denver vs. Massachusetts	ESPN2	0.1			212,749
April 13, 2019	Massachusetts vs. Minn. Duluth	ESPN2	0.21			321,000
April 8, 2021	Minnesota St. vs. St. Cloud St.	ESPN2				116,883
April 8, 2021	Minn. Duluth vs. Massachusetts	ESPN2				265,977
April 10, 2021	Massachusetts vs. St. Cloud St.	ESPN				435,000
April 7, 2022	Denver vs. Michigan	ESPN2				254,539
April 7, 2022	Minnesota vs. Minnesota St.	ESPNU				168,610
April 9, 2022	Denver vs. Minnesota St.	ESPN2				404,000
April 6, 2023	Boston U. vs. Minnesota	ESPN2				279,140
April 6, 2023	Michigan vs. Quinnipiac	ESPN2				434,924
April 8, 2023	Quinnipiac vs. Minnesota	ESPN2				807,734

# TOURNAMENT SCORING TRENDS (1948-2022)

## AVERAGE GOALS PER GAME PER TEAM

Year	Games	Goals	Avg.
1948	3	34	5.7
1949	4	37	4.6
1950	4	53	*6.6
1951	4	41	5.1
1952	4	29	3.6
1953	4	40	5.0
1954	4	43	5.4
1955	4	30	3.8
1956	4	37	4.6
1957	4	37	4.6
1958	4	32	4.0
1959	4	34	4.3
1960	4	47	5.9
1961	4	37	4.6
1962	4	30	3.8
1963	4	37	4.6
1964	4	22	2.8
1965	4	35	4.4
1966	4	24	3.0
1967	4	19	2.4
1968	4	20	2.5
1969	4	36	4.5
1970	4	31	3.9
1971	4	24	3.0

Year	Games	Goals	Avg.
1972	4	25	3.1
1973	4	35	4.4
1974	4	38	4.8
1975	4	46	5.8
1976	4	44	5.5
1977	5	51	5.1
1978	6	46	3.8
1979	5	39	3.9
1980	5	40	4.0
1981	12	108	4.5
1982	12	79	3.3
1983	12	97	4.0
1984	12	94	3.9
1985	12	90	3.8
1986	12	100	4.2
1987	12	82	3.4
1988	20	145	3.6
1989	23	182	4.0
1990	22	163	3.7
1991	22	195	4.4
1992	11	90	4.1
1993	11	72	3.3
1994	11	74	3.4
1995	11	84	3.8
1996	11	69	3.1
1997	11	87	4.0
1998	11	66	3.0

Year	Games	Goals	Avg.
1999	11	63	2.9
2000	11	67	3.0
2001	11	61	2.8
2002	11	73	3.3
2003	15	93	3.1
2004	15	67	2.2
2005	15	91	3.0
2006	15	89	3.0
2007	15	81	2.7
2008	15	86	2.9
2009	15	92	3.1
2010	15	100	3.3
2011	15	79	2.6
2012	15	78	2.6
2013	15	77	2.6
2014	15	88	2.9
2015	15	86	2.9
2016	15	91	3.0
2017	15	93	3.1
2018	15	73	2.4
2019	15	65	#2.2
2021	13	82	3.2
2022	15	80	2.7
2023	15	93	3.1
<b>Total</b>	<b>726</b>	<b>4,998</b>	<b>3.4</b>

\*Record High; #Record Low

# NCAA DIVISION I MEN'S ICE HOCKEY COMMITTEE

## CHAIRS

(Chronological)

Name	Affiliation	Years
Herb Gallagher	Northeastern	1961, 68-70
Murray Murdoch	Yale	1962-64
Victor Stout	Boston U.	1965-67
John McComb	Ohio	1971-75
Burt Smith	Michigan St.	1976-80
Charlie Holt	New Hampshire	1981-82
Ralph Romano	Minn. Duluth	1983
John Simpson	Boston U.	1984-88
Bruce McLeod	Minn. Duluth	1989-90
Laing Kennedy	Cornell	1991-93
Rick Comley	Northern Mich.	1994-96
Joe Marsh	St. Lawrence	1997-99
Bill Wilkinson	Wayne St. (MI)	2000-01
Jack McDonald	Quinnipiac	2001-02
Ian McCaw	Massachusetts	2002-03
Ron Grahame	Denver	2003-04
Wayne Dean	Yale	2004-05
Marty Scarano	New Hampshire	2005-07
Joel Maturi	Minnesota	2007-08
Steve Cady	Miami (OH)	2008-09
William Bellerose	Holy Cross	2009-10
Robert Driscoll	Providence	2010-11
Sean Frazier	Wisconsin	2011-12
Tom Nevala	Notre Dame	2012-13
Jim Knowlton	Rensselaer	2014-15
Brian Faison	North Dakota	2015-16
Tom McGinnis	Minnesota	2016-18
Steve Metcalf	New Hampshire	2018-20
Mike Kemp	Omaha	2020-22
Jeff Schulman	Vermont	2022-23

Name	Affiliation	Years
Michael Cross	Penn St.	2020-22
*Bob Daniels	Ferris St.	2020-23
Bob DeGregorio	Merrimack	1995-98
Wayne Dean	Yale	2002-05
Tim Dillon	Canisius	2003-05
Robert Driscoll	Providence	2008-11
Brian Faison	North Dakota	2014-17
Tony Frasca	Colorado Col.	1961-66
Sean Frazier	Wisconsin	2009-12
Guy Gadowsky	Princeton	2010-11
Herb Gallagher	Northeastern	1961, 65-70
Rick Goeb	Bemidji St.	2013
*Rick Gotkin	Mercyhurst	2021-23
Ron Grahame	Denver	2001-04
Jack Gregory	Bowling Green	1991-94
Herb Hammond	Brown	1985-88
Charlie Holt	New Hampshire	1977-82
Jeff Jackson	Lake Superior St.	1995
Bob Johnson	Wisconsin	1982
Michael Kasavana	Michigan St.	1996
Jack Kelley	Boston College	1971-76
Mike Kemp	Omaha	2018-21
Laing Kennedy	Cornell	1990-93
Jim Knowlton	Rensselaer	2014-15
James Lessig	Bowling Green	1981-82
John Mariucci	Minnesota	1964-67
Joe Marsh	St. Lawrence	1994-99
Ron Mason	Michigan St.	1984-89, 2003-05
John Matchefts	Air Force	1976-81
Joel Maturi	Minnesota	2005-08
Ian McCaw	Northeastern, Massachusetts	2000-03
John McComb	Ohio	1970-75
Jack McDonald	Quinnipiac	1999-02
Jim McLaughlin	Union	2015-17
Bruce McLeod	Minn. Duluth	1985-88
Tom McGinnis	Minnesota	2014-19
Steve Metcalf	New Hampshire	2016-20
Murray Murdoch	Yale	1961-64
Tom Nevala	Notre Dame	2010-13
Jack Parker	Boston U.	1989-94
Mel Pearson	Michigan Tech	2014-17
Rand Pecknold	Quinnipiac	2012-13
Buddy Powers	Bowling Green	2002
Al Renfrew	Michigan	1968-69
*Josh Richelew	Michigan	2022-23
Pat Richter	Wisconsin	1997-00
Bill Riley	Mass.-Lowell	1981-83
Brian Riley	Army	2015-18
Ralph Romano	Minn. Duluth	1983
*Scott Sandelin	Minn. Duluth	2022-23
Jeff Sauer	Colorado Col./Wisconsin	1974-76, 77-78
Marty Scarano	New Hampshire	2004-07
Derek Schooley	Robert Morris	2019-21
*Jeff Shulman	Vermont	2021-23
Frank Serratore	Air Force	2002-06
Mike Shafer	Cornell	2018-22
John Simpson	Boston U.	1983-88
Burt Smith	Michigan St./WCHA	1975-77, 78-80
Kevin Sneddon	Vermont	2012-15
Victor Stout	Boston U.	1962-67

## ROSTER

(Alphabetical)

Name	Affiliation	Years
Murray Armstrong	Denver	1967-72
Charlie Basch	St. Cloud St.	1988-89
William Bellerose	Holy Cross	2005-10
Amo Bessone	Michigan St.	1961-63, 68-73
Rube Bjorkman	North Dakota	1973-75
Dave Burkholder	Niagara	2007-10
Steve Cady	Miami (OH)	2006-09
Len Ceglarski	Boston College	1989
Bill Cleary	Harvard	1976-89
Rick Comley	Northern Mich.	1991-96
Mike Corbett	Alabama Huntsville	2018-20



---

Name	Affiliation	Years
*Tim Troville	Harvard	2023
Don Vaughan	Colgate	2006-09
William Walker	Air Force	2011-13
Doug Weaver	Michigan St.	1989
Bill Wilkinson	Western Mich./Wayne St. (MI)	1997-01

*\*Current member of committee.*

# COACHING RECORDS

Coaching Facts.....	68
Team-By-Team Won-Lost-Tied Records.....	70
All-Time Coaches.....	76

---

# COACHING FACTS

---

*\*Does not include vacated years. The 2020 tournament was not held due to the COVID-19 pandemic.*

## TOURNAMENT APPEARANCES

- 24—Jack Parker, Boston U., 1974-2012
- 24—Jerry York, Bowling Green and Boston College, 1982-2021
- 23—Red Berenson, Michigan, 1991-2016
- 22—Ron Mason, Bowling Green and Michigan St., 1977-2002
- 18—Jeff Jackson, Lake Superior St. and Notre Dame, 1991-2022
- 18—Don Lucia, Colorado Col. and Minnesota, 1995-2017
- 18—Richard Umile, New Hampshire, 1992-2013
- 13—Len Ceglarski, Clarkson and Boston College, 1962-91
- 13—George Gwozdecky, Miami (OH) and Denver, 1993-2013
- 13—Mike Shafer, Cornell, 1996-2023
- 12—\*Jeff Sauer, Colorado Col. and Wisconsin, 1978-2001
- 12—Doug Woog, Minnesota, 1986-97
- 11—Rick Comley, Northern Mich. and Michigan St, 1980-2008
- 11—Dave Hakstol, North Dakota, 2005-15
- 11—Bob Motzko, St. Cloud St. and Minnesota, 2007-23
- 11—Scott Sandelin, Minn. Duluth, 2004-22
- 11—Shawn Walsh, Maine, 1987-2001

## CONSECUTIVE TOURNAMENT APPEARANCES

- 16—Red Berenson, Michigan, 1991-2006
- 12—Doug Woog, Minnesota, 1986-97
- 11—Dave Hakstol, North Dakota, 2005-15
- 10—Vic Heyliger, Michigan, 1948-57
- 10—Richard Umile, New Hampshire, 2002-11
- 9—Ron Mason, Michigan St., 1982-90
- 9—Jack Parker, Boston U., 1990-98
- 9—Ron Mason, Michigan St., 1994-2002
- 8—Don Lucia, Minnesota, 2001-08
- 8—Enrico Blasi, Miami (OH), 2006-13
- 7—Scott Sandelin, Minn. Duluth, 2015-22
- 7—Shawn Walsh, Maine, 1987-93
- 7—Jerry York, Boston College, 2010-16
- 6—Jeff Jackson, Lake Superior St., 1991-96
- 6—Nate Leaman, Providence, 2014-19
- 6—Tim Whitehead, Maine, 2002-07
- 6—Jerry York, Boston College, 2003-08

## TOURNAMENT WINS

- 41—Jerry York, Bowling Green and Boston College, 1982-2016
- 30—Red Berenson, Michigan, 1991-2016
- 30—Jack Parker, Boston U., 1974-2012
- 26—Jeff Jackson, Lake Superior St. and Notre Dame, 1991-2022
- 23—Scott Sandelin, Minn. Duluth, 2004-22
- 22—Don Lucia, Colorado Col. and Minnesota, 1995-2014
- 22—Ron Mason, Bowling Green and Michigan St., 1977-2002
- 21—Doug Woog, Minnesota, 1986-97
- 20—Shawn Walsh, Maine, 1987-2001
- 17—Dave Hakstol, North Dakota, 2005-15
- 16—Rick Comley, Northern Mich. and Michigan St, 1980-2008
- 16—Vic Heyliger, Michigan, 1948-57
- 16—\*Jeff Sauer, Colorado Col. and Wisconsin, 1978-2001
- 15—Gino Gasparini, North Dakota, 1979-90

## TOURNAMENT WINNING PERCENTAGE (MINIMUM EIGHT GAMES)

- .889—Herb Brooks, Minnesota, 1974-79 (8-1)
- .800—Vic Heyliger, Michigan, 1948-57 (16-4)
- .789—Gino Gasparini, North Dakota, 1979-90 (15-4)
- .778—Greg Carvel, Massachusetts, 2019-23 (7-2)
- .750—David Carle, Denver, 2019-23 (6-2)
- .742—Scott Sandelin, Minn. Duluth, 2004-22 (23-8)
- .700—\*Murray Armstrong, Denver, 1958-72 (14-6)
- .700—Rick Bennett, Union (NY), 2012-17 (7-3)
- .694—Bob Johnson, Wisconsin, 1970-82 (12-5-1)
- .667—Jim Montgomery, Denver, 2014-18 (8-4)
- .643—Ned Harkness, Rensselaer and Cornell, 1953-70 (9-5)
- .629—Jerry York, Bowling Green and Boston College, 1982-2016 (41-24-1)
- .625—Brad Berry, North Dakota, 2016-22 (5-3)
- .625—Jack Kelley, Boston U., 1966-72 (5-3)
- .619—Jeff Jackson, Lake Superior St. and Notre Dame, 1991-2022 (26-16)
- .611—Dean Blais, North Dakota, 1997-04 (11-7)
- .607—Dave Hakstol, North Dakota, 2005-15 (17-11)
- .606—Shawn Walsh, Maine, 1987-2001 (20-13)

## COACHED TWO DIFFERENT SCHOOLS INTO TOURNAMENT

- Ned Harkness, Rensselaer (1953-61) and Cornell (1967-70)
- Al Renfrew, Michigan Tech (1956) and Michigan (1962-64)
- Len Ceglarski, Clarkson (1962-70) and Boston College (1973-91)
- Ron Mason, Bowling Green (1977-79) and Michigan St. (1982-2002)
- Jeff Sauer, Colorado Col. (1978) and Wisconsin (1983-2001)
- Mike McShane, St. Lawrence (1983) and Providence (1989-91)
- George Gwozdecky, Miami (OH) (1993) and Denver (1995-2013)
- Jerry York, Bowling Green (1982-90) and Boston College (1998-2016)
- Don Lucia, Colorado Col. (1995-99) and Minnesota (2001-2015)
- Dan Cahoon, Princeton (1991-2000) and Massachusetts (2000-07)
- Mark Mazzoleni, Miami (OH) (1997) and Harvard (2002-04)
- Bill Wilkinson, Western Mich. (1986-96) and Wayne St. (MI) (2003)
- Rick Comley, Northern Mich. (1980-99) and Michigan St. (2004-08)
- Jeff Jackson, Lake Superior St. (1991-96) and Notre Dame (2007-21)
- Dean Blais, North Dakota (1997-2004) and Omaha (2011-15)
- Nate Leaman, Union (NY) (2011) and Providence (2014-19)
- Guy Gadowsky, Princeton (2008-09) and Penn St. (2017-18)
- Mel Pearson, Michigan Tech (2015-17) and Michigan (2018-21)
- Bob Motzko, St. Cloud St. (2007-2018) and Minnesota (2021-23)

## FROZEN FOUR APPEARANCES

- 13—Jack Parker, Boston U., 1974-2009
- 13—Jerry York, Bowling Green and Boston College, 1982-2016
- 11—Red Berenson, Michigan, 1991-2011
- 10—Vic Heyliger, Michigan, 1948-57
- 10—\*Murray Armstrong, Denver, 1958-72
- 9—Snooks Kelley, Boston College, 1948-68
- 9—John MacInnes, Michigan Tech, 1960-81
- 8—Len Ceglarski, Clarkson and Boston College, 1962-90
- 8—Ron Mason, Bowling Green and Michigan St., 1978-2001
- 7—Dave Hakstol, North Dakota, 2005-15
- 7—Ned Harkness, Rensselaer and Cornell, 1953-70
- 7—Jeff Jackson, Lake Superior St. and Notre Dame, 1992-18
- 7—Bob Johnson, Wisconsin, 1970-82

7—Don Lucia, Colorado Col. and Minnesota, 1997-2014

7—Shawn Walsh, Maine, 1988-2000

## CONSECUTIVE FROZEN FOUR APPEARANCES

10—Vic Heyliger, Michigan, 1948-57

5—Cheddy Thompson, Colorado Col., 1948-52

5—Jack Parker, Boston U., 1974-78

5—Jack Parker, Boston U., 1993-97

4—George Menard, St. Lawrence, 1959-62

4—Ned Harkness, Cornell, 1967-70

4—Doug Woog, Minnesota, 1986-89

4—Red Berenson, Michigan, 1995-98

4—Jerry York, Boston College, 1998-2001

4—Dave Hakstol, North Dakota, 2005-08

3—Snooks Kelley, Boston College, 1948-50

3—John MacInnes, Michigan Tech, 1974-76

3—Herb Brooks, Minnesota, 1974-76

3—Jeff Jackson, Lake Superior St., 1992-94

3—Jerry York, Boston College, 2006-2008

3—Scott Sandelin, Minn. Duluth, 2017-19

## FROZEN FOUR WINS

16—Vic Heyliger, Michigan, 1948-57 (.800)

14—\*Murray Armstrong, Denver, 1958-72 (.700)

14—Jerry York, Bowling Green and Boston College, 1984-2012 (.700)

12—Jack Parker, Boston U., 1974-2009 (.522)

10—John MacInnes, Michigan Tech, 1960-81 (.556)

9—Ned Harkness, Rensselaer and Cornell, 1953-70 (.643)

9—Bob Johnson, Wisconsin, 1970-82 (.643)

8—Gino Gasparini, North Dakota, 1979-87 (.800)

7—Herb Brooks, Minnesota, 1974-79 (.875)

7—Jeff Jackson, Lake Superior St. and Notre Dame, 1992-2018 (.583)

7—Scott Sandelin, Minn. Duluth, 2011-19 (.778)

6—Len Ceglarski, Clarkson and Boston College, 1962-85 (.381)

6—Shawn Walsh, Maine, 1988-2000 (.500)

6—Don Lucia, Colorado Col. and Minnesota, 1998-2014 (.545)

## FROZEN FOUR WINNING PERCENTAGE

*(Minimum four games)*

1.000—\*Jeff Sauer, Wisconsin, 1983-90 (4-0)

1.000—George Gwozdecky, Denver, 2004-05 (4-0)

.875—Herb Brooks, Minnesota, 1974-79 (7-1)

.800—Gino Gasparini, North Dakota, 1979-87 (8-2)

.800—Vic Heyliger, Michigan, 1948-57 (16-4)

.750—Greg Carvel, Massachusetts, 2019-21 (3-1)

.750—Mike Eaves, Wisconsin, 2006-10 (3-1)

.750—Bob May, North Dakota, 1958-59 (3-1)

.714—Dean Blais, North Dakota, 1997-2001; Omaha, 2015 (5-2)

.700—\*Murray Armstrong, Denver, 1958-72 (14-6)

.700—Scott Sandelin, Minn. Duluth, 2011-21 (7-3)

.667—Al Renfrew, Michigan Tech, 1956; Michigan, 1962-64 (4-2)

.667—Rand Pecknold, Quinnipiac, 2013-23 (4-2)

.643—Ned Harkness, Rensselaer 1953-61; Cornell, 1967-70 (9-5)

.643—Bob Johnson, Wisconsin, 1970-82 (9-5)

.636—Jerry York, Bowling Green 1982-90; Boston College, 1998-2016 (14-8)

.636—Jeff Jackson, Lake Superior St., 1991-96; Notre Dame, 2008-18 (7-4)

.625—Rick Comley, Northern Mich., 1980-91; Michigan St., 2007 (5-3)

.625—Jack Kelley, Boston U., 1966-72 (5-3)

## NCAA CHAMPIONSHIPS

6—Vic Heyliger, Michigan, 1948-56

5—Murray Armstrong, Denver, 1958-69

5—Jerry York, Bowling Green and Boston College, 1984-2012

3—Herb Brooks, Minnesota, 1974-79

3—Gino Gasparini, North Dakota, 1980-87

3—Ned Harkness, Rensselaer and Cornell, 1954-70

3—Bob Johnson, Wisconsin, 1973-81

3—John MacInnes, Michigan Tech, 1962-75

3—Jack Parker, Boston U., 1978-2009

3—Scott Sandelin, Minn. Duluth, 2011-19

2—Red Berenson, Michigan, 1996-98

2—Rick Comley, Northern Mich. and Michigan St. 1991-2007

2—Dean Blais, North Dakota, 1997-2000

2—George Gwozdecky, Denver, 2004-05

2—Jeff Jackson, Lake Superior St., 1992-94

2—Jack Kelley, Boston U., 1971-72

2—Don Lucia, Minnesota, 2002-03

2—Jeff Sauer, Wisconsin, 1983-90

2—Shawn Walsh, Maine, 1993-99

# TEAM-BY-TEAM WON-LOST-TIED RECORDS

(57 Teams)

Coach (Alma Mater) Years in Tournament	Yrs.	W	L	Ti	CH	2d	3d	4th
<b>AIR FORCE</b>								
Frank Serratore (Bemidji St. '82) 2007, 08, 09, 11, 12, 17, 18	7	3	7	0	0	0	0	0
TOTAL	7	3	7	0	0	0	0	0
<b>ALABAMA HUNTSVILLE</b>								
Doug Ross (Oakland CC. '74) 2007	1	0	1	0	0	0	0	0
Danton Cole (Michigan St. '91) 2010	1	0	1	0	0	0	0	0
TOTAL	2	0	2	0	0	0	0	0
<b>ALAS. ANCHORAGE</b>								
Brush Christiansen (Alas. Methodist '72) 1990, 91, 92	3	2	5	0	0	0	0	0
TOTAL	3	2	5	0	0	0	0	0
<b>AMERICAN INT'L</b>								
Eric Lang (American Int'l '98) 2019, 20, 22	3	1	3	0	0	0	0	0
TOTAL	3	1	3	0	0	0	0	0
<b>ARIZONA ST.</b>								
Greg Powers (Arizona St. '99) 2019	1	0	1	0	0	0	0	0
TOTAL	1	0	1	0	0	0	0	0
<b>BEMIDJI ST.</b>								
Tom Serratore (Bemidji St. '87) 2005, 06, 09, 10, 21	5	3	5	0	0	0	1	0
TOTAL	5	3	5	0	0	0	1	0
<b>BOSTON COLLEGE</b>								
John Kelley (Boston College '28) 1948, 49-CH, 50, 54, 56, 59, 63, 65, 68	9	4	13	0	1	1	2	5
Len Ceglarski (Boston College '51) 1973, 78, 84, 85, 86, 87, 89, 90, 91	9	9	16	0	0	1	2	1
Jerry York (Boston College '67) 1998, 99, 2000, 01-CH, 03, 04, 05, 06, 07, 08-CH, 10-CH, 11, 12-CH, 13, 14, 15, 16, 21	18	36	14	0	4	4	4	0
TOTAL	36	49	43	0	5	6	8	6
<b>BOSTON U.</b>								
Harry Cleverly (Boston U. '37) 1950, 51, 53, 60	4	3	5	0	0	1	2	1
Jack Kelley (Boston U. '52) 1966, 67, 71-CH, 72-CH	4	5	3	0	2	1	0	1
Jack Parker (Boston U. '68) 1974, 75, 76, 77, 78-CH, 84, 86, 90, 91, 92, 93, 94, 95-CH, 96, 97, 98, 2000, 02, 03, 05, 06, 07, 09-CH , 12	24	30	25	0	3	3	6	1
David Quinn (Boston U. '89) 2015, 16, 17, 18	4	5	4	0	0	1	0	0
Albie O'Connell (Boston U. '99) 2021	1	0	1	0	0	0	0	0
Jay Pandolfo (Boston U. '96) 2023	1	2	1	0	0	0	1	0
TOTAL	38	45	39	0	5	6	9	3
<b>BOWLING GREEN</b>								
Ron Mason (St. Lawrence '64) 1977, 78, 79	3	2	3	0	0	0	1	0
Jerry York (Boston College '67) 1982, 84-CH, 87, 88, 89, 90	6	5	10	1	1	0	0	0
Chris Bergeron (Miami '93) 2019	1	0	1	0	0	0	0	0
TOTAL	10	7	14	1	1	0	1	0
<b>BROWN</b>								
Westcott Moulton (Brown '31) 1951	1	1	1	0	0	1	0	0
Jim Fullerton (Norwich '30) 1965	1	0	2	0	0	0	0	1
Dick Toomey (Boston U. '70) 1976	1	1	1	0	0	0	1	0
Bob Gaudet (Dartmouth '81) 1993	1	0	1	0	0	0	0	0
TOTAL	4	2	5	0	0	1	1	1
<b>CANISIUS</b>								
Dave Smith (Ohio St. '92) 2013	1	0	1	0	0	0	0	0
Trevor Large (Ferris St. '04) 2023	1	0	1	0	0	0	0	0
TOTAL	2	0	2	0	0	0	0	0



<b>Coach (Alma Mater) Years in Tournament</b>	<b>Yrs.</b>	<b>W</b>	<b>L</b>	<b>Ti</b>	<b>CH</b>	<b>2d</b>	<b>3d</b>	<b>4th</b>
<b>CLARKSON</b>								
Bill Harrison (Dartmouth '43) 1957, 58	2	2	2	0	0	0	2	0
Len Ceglarski (Boston College '51) 1962, 63, 66, 70	4	4	4	0	0	3	1	0
Bill O'Flaherty (Clarkson '70) 1981, 82, 84	3	1	4	1	0	0	0	0
Mark Morris (Colgate '81) 1990, 91, 92, 93, 95, 96, 97, 98, 99	9	5	11	0	0	0	1	0
George Roll (Bowling Green '86) 2007, 08	2	1	2	0	0	0	0	0
Casey Jones (Cornell '90) 2018, 19	2	0	2	0	0	0	0	0
<b>TOTAL</b>	<b>22</b>	<b>13</b>	<b>25</b>	<b>1</b>	<b>0</b>	<b>3</b>	<b>4</b>	<b>0</b>
<b>COLGATE</b>								
Terry Slater (St. Lawrence '61) 1981, 90	2	3	3	0	0	1	0	0
Don Vaughan (St. Lawrence '84) 2000, 05, 14, 23	4	0	4	0	0	0	0	0
<b>TOTAL</b>	<b>6</b>	<b>3</b>	<b>7</b>	<b>0</b>	<b>0</b>	<b>1</b>	<b>0</b>	<b>0</b>
<b>COLORADO COL.</b>								
Cheddy Thompson (Gonzaga '41) 1948, 49, 50-CH, 51, 52, 55	6	4	7	0	1	2	1	2
Tom Bedeck (St. Francis Xavier '52) 1957-CH	1	2	0	0	1	0	0	0
Jeff Sauer (Colorado Col. '65) 1978	1	0	1	0	0	0	0	0
Don Lucia (Notre Dame '81) 1995, 96, 97, 98, 99	5	6	5	0	0	1	1	0
Scott Owens (Colorado Col. '79) 2001, 02, 03, 05, 06, 08, 11	7	6	7	0	0	0	1	0
<b>TOTAL</b>	<b>20</b>	<b>18</b>	<b>20</b>	<b>0</b>	<b>2</b>	<b>3</b>	<b>3</b>	<b>2</b>
<b>CORNELL</b>								
Ned Harkness (Royal Canadian Air Force Academy '43) 1967-CH, 68, 69, 70-CH	4	6	2	0	2	1	1	0
Dick Bertrand (Cornell '70) 1972, 73, 80, 81	4	2	6	0	0	1	0	2
Lou Reycroft (Brown '72) 1986	1	1	1	0	0	0	0	0
Brian McCutcheon (Cornell '71) 1991	1	1	2	0	0	0	0	0
Mike Schafer (Cornell '86) 1996, 97, 2002, 03, 05, 06, 09, 10, 12, 17, 18, 19, 23	13	10	13	0	0	0	1	0
<b>TOTAL</b>	<b>23</b>	<b>20</b>	<b>24</b>	<b>0</b>	<b>2</b>	<b>2</b>	<b>2</b>	<b>2</b>
<b>DARTMOUTH</b>								
Ed Jeremiah (Dartmouth '30) 1948, 49	2	2	2	0	0	2	0	0
George Crowe (Springfield '59) 1979, 80	2	2	2	0	0	0	2	0
<b>TOTAL</b>	<b>4</b>	<b>4</b>	<b>4</b>	<b>0</b>	<b>0</b>	<b>2</b>	<b>2</b>	<b>0</b>
<b>DENVER</b>								
Murray Armstrong (no college) 1958-CH, 60-CH, 61-CH, 63, 64, 66, 68-CH, 69-CH, 71, 72	10	14	6	0	5	2	2	1
Ralph Backstrom (no college) 1986	1	1	3	0	0	0	0	1
George Gwozdecky (Wisconsin '78) 1995, 97, 99, 2002, 04-CH, 05-CH, 08, 09, 10, 11, 12, 13	12	11	10	0	2	0	0	0
Jim Montgomery (Maine '93) 2014, 15, 16, 17-CH, 18	5	8	4	0	1	0	1	0
David Carle (Denver '12) 2019, 22, 23	3	6	2	0	1	0	1	0
<b>TOTAL</b>	<b>31</b>	<b>40</b>	<b>25</b>	<b>0</b>	<b>9</b>	<b>2</b>	<b>4</b>	<b>2</b>
<b>FERRIS ST.</b>								
Bob Daniels (Michigan St. '82) 2003, 12, 14, 16	4	6	4	0	0	1	0	0
<b>TOTAL</b>	<b>4</b>	<b>6</b>	<b>4</b>	<b>0</b>	<b>0</b>	<b>1</b>	<b>0</b>	<b>0</b>
<b>HARVARD</b>								
Cooney Weiland (no college) 1955, 57, 58, 69, 71	5	2	8	0	0	0	2	3
Bill Cleary (Harvard '56) 1974, 75, 82, 83, 85, 86, 87, 88, 89-CH	9	11	14	1	1	2	0	3
Ronn Tomassoni (Rensselaer '80) 1993, 94	2	1	2	0	0	0	1	0
Mark Mazzoleni (Michigan St. '80) 2002, 03, 04	3	0	3	0	0	0	0	0
Ted Donato (Harvard '91) 2005, 06, 15, 16, 17, 19, 22, 23	8	2	8	0	0	0	1	0
<b>TOTAL</b>	<b>27</b>	<b>16</b>	<b>35</b>	<b>1</b>	<b>1</b>	<b>2</b>	<b>4</b>	<b>6</b>
<b>HOLY CROSS</b>								
Paul Pearl (Holy Cross '89) 2004, 06	2	1	2	0	0	0	0	0
<b>TOTAL</b>	<b>2</b>	<b>1</b>	<b>2</b>	<b>0</b>	<b>0</b>	<b>0</b>	<b>0</b>	<b>0</b>
<b>LAKE SUPERIOR ST.</b>								
Frank Anzalone (Buffalo '78) 1985, 88-CH, 89, 90	4	7	6	1	1	0	0	0
Jeff Jackson (Michigan St. '77) 1991, 92-CH, 93, 94-CH, 95, 96	6	13	5	0	2	1	0	0
Damon Whitten (Michigan St. '01) 2021	1	0	1	0	0	0	0	0
<b>TOTAL</b>	<b>11</b>	<b>20</b>	<b>12</b>	<b>1</b>	<b>3</b>	<b>1</b>	<b>0</b>	<b>0</b>

<b>Coach (Alma Mater) Years in Tournament</b>	<b>Yrs.</b>	<b>W</b>	<b>L</b>	<b>Ti</b>	<b>CH</b>	<b>2d</b>	<b>3d</b>	<b>4th</b>
<b>MAINE</b>								
Shawn Walsh (Bowling Green '78) 87, 88, 89, 90, 91, 92, 93-CH, 95, 99-CH, 2000, 01	11	20	13	0	2	1	3	1
Tim Whitehead (Hamilton '85) 2002, 03, 04, 05, 06, 07, 12	7	10	7	0	0	2	2	0
<b>TOTAL</b>	<b>18</b>	<b>30</b>	<b>20</b>	<b>0</b>	<b>2</b>	<b>3</b>	<b>5</b>	<b>1</b>
<b>MASSACHUSETTS</b>								
Don Cahoon (Boston U. '72) 2007	1	1	1	0	0	0	0	0
Greg Carvel (St. Lawrence '93) 2019, 21-CH, 22	3	7	2	0	1	1	0	0
<b>TOTAL</b>	<b>4</b>	<b>8</b>	<b>3</b>	<b>0</b>	<b>1</b>	<b>1</b>	<b>0</b>	<b>0</b>
<b>MERCYHURST</b>								
Rick Gotkin (Brockport '82) 2001, 03, 05	3	0	3	0	0	0	0	0
<b>TOTAL</b>	<b>3</b>	<b>0</b>	<b>3</b>	<b>0</b>	<b>0</b>	<b>0</b>	<b>0</b>	<b>0</b>
<b>MERRIMACK</b>								
Ron Anderson (Boston U. '74) 1988	1	2	2	0	0	0	0	0
Mark Dennehy (Boston College '91) 2011	1	0	1	0	0	0	0	0
Scott Borek (Dartmouth '85) 2023	1	0	1	0	0	0	0	0
<b>TOTAL</b>	<b>3</b>	<b>2</b>	<b>4</b>	<b>0</b>	<b>0</b>	<b>0</b>	<b>0</b>	<b>0</b>
<b>MIAMI (OH)</b>								
George Gwozdecky (Wisconsin '78) 1993	1	0	1	0	0	0	0	0
Mark Mazzoleni (Michigan St. '80) 1997	1	0	1	0	0	0	0	0
Enrico Blasi [Miami (OH) '94] 2004, 06, 07, 08, 09, 10, 11, 12, 13, 15	10	8	10	0	0	1	1	0
<b>TOTAL</b>	<b>12</b>	<b>8</b>	<b>12</b>	<b>0</b>	<b>0</b>	<b>1</b>	<b>1</b>	<b>0</b>
<b>MICHIGAN</b>								
Vic Heyliger (Michigan '37) 48-CH, 49, 50, 51-CH, 52-CH, 53-CH, 54, 55-CH, 56-CH, 57	10	16	4	0	6	1	3	0
Al Renfrew (Michigan '49) 62, 64-CH	2	3	1	0	1	0	1	0
Dan Farrell (Michigan Tech '60) 77	1	2	1	0	0	1	0	0
Red Berenson (Michigan '62) 91, 92, 93, 94, 95, 96-CH, 97, 98-CH, 99, 2000, 01, 02, 03, 04, 05, 06, 07, 08, 09, 10, 11, 12, 16	23	30	23	0	2	1	8	0
Mel Pearson (Michigan Tech '81) 2018, 21*, 22	3	4	2	0	0	0	2	0
Brandon Naurato (Michigan '09) 2023	1	2	1	0	0	0	1	0
<b>TOTAL</b>	<b>40</b>	<b>57</b>	<b>32</b>	<b>0</b>	<b>9</b>	<b>3</b>	<b>15</b>	<b>0</b>
<b>MICHIGAN ST.</b>								
Amo Bessone (Illinois '43) 1959, 66-CH, 67	3	4	2	0	1	1	1	0
Ron Mason (St. Lawrence '64) 1982, 83, 84, 85, 86-CH, 87, 88, 89, 90, 92, 94, 95, 96, 97, 98, 99, 2000, 01, 02	19	20	23	1	1	1	4	1
Rick Comley (Lake Superior St. '72) 2004, 06, 07-CH, 08	4	6	3	0	1	0	0	0
Tom Anastos (Michigan St. '85) 2012	1	0	1	0	0	0	0	0
<b>TOTAL</b>	<b>27</b>	<b>30</b>	<b>29</b>	<b>1</b>	<b>3</b>	<b>2</b>	<b>5</b>	<b>1</b>
<b>MICHIGAN TECH</b>								
Al Renfrew (Michigan '49) 1956	1	1	1	0	0	1	0	0
John MacInnes (Michigan '50) 1960, 62-CH, 65-CH, 69, 70, 74, 75-CH, 76, 81	9	12	8	0	3	3	1	2
Mel Pearson (Michigan Tech '81) 2015, 17	2	0	2	0	0	0	0	0
Joe Shawhan (Northern Mich. '09) 2018, 22, 23	3	0	3	0	0	0	0	0
<b>TOTAL</b>	<b>15</b>	<b>13</b>	<b>14</b>	<b>0</b>	<b>3</b>	<b>4</b>	<b>1</b>	<b>2</b>
<b>MINN. DULUTH</b>								
Mike Sertich (Minn. Duluth '69) 1983, 84, 85, 93	4	6	6	0	0	1	1	0
Scott Sandelin (North Dakota '87) 2004, 09, 11-CH, 12, 15, 16, 17, 18-CH, 19-CH, 21, 22	11	23	8	0	3	1	2	0
<b>TOTAL</b>	<b>14</b>	<b>29</b>	<b>14</b>	<b>0</b>	<b>3</b>	<b>2</b>	<b>3</b>	<b>0</b>

<b>Coach (Alma Mater) Years in Tournament</b>	<b>Yrs.</b>	<b>W</b>	<b>L</b>	<b>Ti</b>	<b>CH</b>	<b>2d</b>	<b>3d</b>	<b>4th</b>
<b>MINNESOTA</b>								
John Mariucci (Minnesota '37) 1953, 54, 61	3	3	3	0	0	2	1	0
Glen Sonmor (Minnesota '56) 1971	1	1	1	0	0	1	0	0
Herb Brooks (Minnesota '59) 1974-CH, 75, 76-CH, 79-CH	4	8	1	0	3	1	0	0
Brad Buetow (Minnesota '73) 1980, 81, 83, 85	4	6	5	0	0	1	0	1
Doug Woog (Minnesota '66) 1986, 87, 88, 89, 90, 91, 92, 93, 94, 95, 96, 97	12	21	17	0	0	1	4	1
Don Lucia (Notre Dame '81) 2001, 02-CH, 03-CH, 04, 05, 06, 07, 08, 12, 13, 14, 15, 17	13	16	11	0	2	1	2	0
Bob Motzko (St. Cloud St. '87) 2021, 22, 23	3	6	3	0	0	1	1	0
<b>TOTAL</b>	<b>40</b>	<b>61</b>	<b>41</b>	<b>0</b>	<b>5</b>	<b>8</b>	<b>8</b>	<b>2</b>
<b>MINNESOTA ST.</b>								
Troy Jutting (Minn. St. Mankato '87) 2003	1	0	1	0	0	0	0	0
Mike Hastings (St. Cloud St. '93) 2013, 14, 15, 18, 19, 21, 22, 23	8	5	8	0	0	1	1	0
<b>TOTAL</b>	<b>9</b>	<b>5</b>	<b>9</b>	<b>0</b>	<b>0</b>	<b>1</b>	<b>1</b>	<b>0</b>
<b>NEW HAMPSHIRE</b>								
Charlie Holt (Dartmouth '46) 1977, 79, 82, 83	4	2	8	0	0	0	0	3
Richard Umile (New Hampshire '72) 1992, 94, 95, 97, 98, 99, 2000, 02, 03, 04, 05, 06, 07, 08, 09, 10, 11, 13	18	14	18	0	0	2	2	0
<b>TOTAL</b>	<b>22</b>	<b>16</b>	<b>26</b>	<b>0</b>	<b>0</b>	<b>2</b>	<b>2</b>	<b>3</b>
<b>NIAGARA</b>								
Blaise MacDonald (Rochester Inst. '85) 2000	1	1	1	0	0	0	0	0
Dave Burkholder (Rochester Inst. '84) 2004, 08, 13	3	0	3	0	0	0	0	0
<b>TOTAL</b>	<b>4</b>	<b>1</b>	<b>4</b>	<b>0</b>	<b>0</b>	<b>0</b>	<b>0</b>	<b>0</b>
<b>NORTH DAKOTA</b>								
Bob May (North Dakota '51) 1958, 59-CH	2	3	1	0	1	1	0	0
Barry Thorndycraft (North Dakota '59) 1963-CH	1	2	0	0	1	0	0	0
Bob Peters (North Dakota '60) 1965	1	1	1	0	0	0	1	0
Bill Selman (North Dakota '63) 1967, 68	2	1	3	0	0	1	0	1
Gino Gasparini (North Dakota '68) 1979, 80-CH, 82-CH, 84, 87-CH, 90	6	15	4	0	3	1	1	0
Dean Blais (Minnesota '77) 1997-CH, 98, 99, 2000-CH, 01, 03, 04	7	9	5	0	2	1	0	0
Dave Hakstol (North Dakota '92) 2005, 06, 07, 08, 09, 10, 11, 12, 13, 14, 15	11	17	11	0	0	1	6	0
Brad Berry (North Dakota '02) 2016, 17, 21, 22	4	5	3	0	1	0	0	0
<b>TOTAL</b>	<b>34</b>	<b>53</b>	<b>28</b>	<b>0</b>	<b>8</b>	<b>5</b>	<b>8</b>	<b>1</b>
<b>NORTHEASTERN</b>								
Fern Flaman (no college) 1982, 88	2	3	2	1	0	0	1	0
Ben Smith (Harvard '68) 1994	1	0	1	0	0	0	0	0
Greg Cronin (Colby '86) 2009	1	0	1	0	0	0	0	0
Jim Madigan (Northeastern '86) 2016, 18, 19	3	0	3	0	0	0	0	0
Jerry Keefe (Providence, '00) 2022	1	0	1	0	0	0	0	0
<b>TOTAL</b>	<b>8</b>	<b>3</b>	<b>8</b>	<b>1</b>	<b>0</b>	<b>0</b>	<b>1</b>	<b>0</b>
<b>NORTHERN MICH.</b>								
Rick Comley (Lake Superior St. '72) 1980, 81, 89, 91-CH, 92, 93, 99	7	10	9	0	1	1	0	1
Walt Kyle (Northern Mich. '81) 2010	1	0	1	0	0	0	0	0
<b>TOTAL</b>	<b>8</b>	<b>10</b>	<b>10</b>	<b>0</b>	<b>1</b>	<b>1</b>	<b>0</b>	<b>1</b>
<b>NOTRE DAME</b>								
Dave Poulin (Notre Dame '82) 2004	1	0	1	0	0	0	0	0
Jeff Jackson (Michigan St. '77) 2007, 08, 09, 11, 13, 14, 16, 17, 18, 19, 21*, 22	12	13	11	0	0	2	2	0
<b>TOTAL</b>	<b>13</b>	<b>13</b>	<b>12</b>	<b>0</b>	<b>0</b>	<b>2</b>	<b>2</b>	<b>0</b>
<b>OHIO ST.</b>								
John Markell (Bowling Green '79) 1998, 99, 2003, 04, 05, 09	6	2	6	0	0	0	1	0
Steve Rohlik (Wisconsin '90) 2017, 18, 19, 23	4	3	4	0	0	0	1	0
<b>TOTAL</b>	<b>10</b>	<b>5</b>	<b>10</b>	<b>0</b>	<b>0</b>	<b>0</b>	<b>2</b>	<b>0</b>
<b>OMAHA</b>								
Mike Kemp (Gust. Adolphus '75) 2006	1	0	1	0	0	0	0	0
Dean Blais (Minnesota '73) 2011, 15	2	2	2	0	0	0	1	0
Mike Gabinet (Omaha '04) 2021	1	0	1	0	0	0	0	0
<b>TOTAL</b>	<b>4</b>	<b>2</b>	<b>4</b>	<b>0</b>	<b>0</b>	<b>0</b>	<b>1</b>	<b>0</b>

Coach (Alma Mater) Years in Tournament		Yrs.	W	L	Ti	CH	2d	3d	4th
<b>PENN ST.</b>									
Guy Gadowsky (Colorado Col. '89) 2017, 18, 23		3	2	3	0	0	0	0	0
<b>TOTAL</b>		<b>3</b>	<b>2</b>	<b>3</b>	<b>0</b>	<b>0</b>	<b>0</b>	<b>0</b>	<b>0</b>
<b>PRINCETON</b>									
Don Cahoon (Boston U. '72) 1998		1	0	1	0	0	0	0	0
Guy Gadowsky (Colorado Col. '89), 2008, 09		2	0	2	0	0	0	0	0
Ron Fogarty (Colgate '95) 2018		1	0	1	0	0	0	0	0
<b>TOTAL</b>		<b>4</b>	<b>0</b>	<b>4</b>	<b>0</b>	<b>0</b>	<b>0</b>	<b>0</b>	<b>0</b>
<b>PROVIDENCE</b>									
Tom Eccleston (Brown '34) 1964		1	0	2	0	0	0	0	1
Lou Lamoriello (Providence '63) 1978, 81, 83		3	3	4	0	0	0	1	0
Steve Stirling (Boston U. '71) 1985		1	2	2	0	0	1	0	0
Mike McShane (New Hampshire '71) 1989, 91		2	4	5	0	0	0	0	0
Paul Pooley (Ohio St. '84) 1996, 2001		2	0	2	0	0	0	0	0
Nate Leaman (SUNY Cortland '97) 2014, 15, 16, 17, 18, 19		6	8	5	0	1	0	1	0
<b>TOTAL</b>		<b>15</b>	<b>17</b>	<b>20</b>	<b>0</b>	<b>1</b>	<b>1</b>	<b>2</b>	<b>1</b>
<b>QUINNIPIAC</b>									
Rand Pecknold (Connecticut Col. '90) 2002,13, 14, 15, 16, 19, 21, 22, 23		9	12	8	0	1	2	0	0
<b>TOTAL</b>		<b>9</b>	<b>12</b>	<b>8</b>	<b>0</b>	<b>1</b>	<b>2</b>	<b>0</b>	<b>0</b>
<b>RENSSELAER</b>									
Ned Harkness (Royal Canadian Air Force Academy '43) 1953, 54-CH, 61		3	3	3	0	1	0	1	1
Rube Bjorkman (Minnesota '51) 1964		1	1	1	0	0	0	1	0
Mike Addesa (Holy Cross '66) 1984, 85-CH		2	3	2	1	1	0	0	0
Buddy Powers (Boston U. '75) 1994		1	0	1	0	0	0	0	0
Dan Fridgen (Colgate '82) 1995		1	0	1	0	0	0	0	0
Seth Appert (Ferris St. '96) 2011		1	0	1	0	0	0	0	0
<b>TOTAL</b>		<b>9</b>	<b>7</b>	<b>9</b>	<b>1</b>	<b>2</b>	<b>0</b>	<b>2</b>	<b>1</b>
<b>RIT</b>									
Wayne Wilson (Bowling Green '84) 2010, 15, 16		3	3	3	0	0	0	1	0
<b>TOTAL</b>		<b>3</b>	<b>3</b>	<b>3</b>	<b>0</b>	<b>0</b>	<b>0</b>	<b>1</b>	<b>0</b>
<b>ROBERT MORRIS</b>									
Derek Schooley (Western Mich. '94) 2014		1	0	1	0	0	0	0	0
<b>TOTAL</b>		<b>1</b>	<b>0</b>	<b>1</b>	<b>0</b>	<b>0</b>	<b>0</b>	<b>0</b>	<b>0</b>
<b>ST. CLOUD ST.</b>									
Craig Dahl (Pacific Lutheran '76) 89, 2000, 01, 02, 03		5	0	6	0	0	0	0	0
Bob Motzko (St. Cloud St. '87) 2007, 08, 10, 13, 14, 15, 16, 18		8	5	8	0	0	0	1	0
Brett Larson (Minn. Duluth '04) 2019, 21, 22, 23		4	4	4	0	0	1	0	0
<b>TOTAL</b>		<b>17</b>	<b>9</b>	<b>18</b>	<b>0</b>	<b>0</b>	<b>1</b>	<b>1</b>	<b>0</b>
<b>ST. LAWRENCE</b>									
Olav Kollevol (Colgate '44) 1952, 55		2	0	4	0	0	0	0	2
George Menard (Brown '49) 1956, 59, 60, 61, 62		5	2	8	0	0	1	1	3
Mike McShane (New Hampshire '71) 1983		1	0	2	0	0	0	0	0
Joe Marsh (New Hampshire '77) 1987, 88, 89, 92, 99, 2000, 01, 07		8	3	11	0	0	1	1	0
<b>TOTAL</b>		<b>16</b>	<b>5</b>	<b>25</b>	<b>0</b>	<b>0</b>	<b>2</b>	<b>2</b>	<b>5</b>
<b>UMASS LOWELL</b>									
William Riley Jr. (Boston U. '68) 1988		1	0	1	1	0	0	0	0
Bruce Crowder (New Hampshire '79) 1994, 96		2	2	2	0	0	0	0	0
Norm Bazin (Mass Lowell '94) 2012, 13, 14, 16, 17, 22		6	6	6	0	0	0	1	0
<b>TOTAL</b>		<b>9</b>	<b>8</b>	<b>9</b>	<b>1</b>	<b>0</b>	<b>0</b>	<b>1</b>	<b>0</b>
<b>UNION (NY)</b>									
Nate Leaman (SUNY Cortland '97) 2011		1	0	1	0	0	0	0	0
Rick Bennett (Providence '90) 2012, 13, 14-CH, 17		4	7	3	0	1	0	1	0
<b>TOTAL</b>		<b>5</b>	<b>7</b>	<b>4</b>	<b>0</b>	<b>1</b>	<b>0</b>	<b>1</b>	<b>0</b>
<b>VERMONT</b>									
Mike Gilligan (Salem St. '70) 1988, 96, 97		3	1	4	0	0	0	1	0
Kevin Sneddon (Harvard '92) 2009, 10, 14		3	2	3	0	0	0	1	0
<b>TOTAL</b>		<b>6</b>	<b>3</b>	<b>7</b>	<b>0</b>	<b>0</b>	<b>0</b>	<b>2</b>	<b>0</b>

<b>Coach (Alma Mater) Years in Tournament</b>	<b>Yrs.</b>	<b>W</b>	<b>L</b>	<b>Ti</b>	<b>CH</b>	<b>2d</b>	<b>3d</b>	<b>4th</b>
<b>WAYNE ST. (MI)</b>								
Bill Wilkinson (St. Lawrence '70) 2003	1	0	1	0	0	0	0	0
<b>TOTAL</b>	<b>1</b>	<b>0</b>	<b>1</b>	<b>0</b>	<b>0</b>	<b>0</b>	<b>0</b>	<b>0</b>
<b>WESTERN MICH.</b>								
Bill Wilkinson (St. Lawrence '70) 1986, 94, 96	3	0	4	0	0	0	0	0
Jeff Blashill (Ferris St. '98) 2011	1	0	1	0	0	0	0	0
Andy Murray (Brandon '72) 2012, 17	2	0	2	0	0	0	0	0
Pat Ferschweiler (Western Mich., '93), 2022, 23	2	1	2	0	0	0	0	0
<b>TOTAL</b>	<b>8</b>	<b>1</b>	<b>8</b>	<b>0</b>	<b>0</b>	<b>0</b>	<b>0</b>	<b>0</b>
<b>WISCONSIN</b>								
Bob Johnson (Minnesota '54) 1970, 72, 73-CH, 77-CH, 78, 81-CH, 82	7	12	5	1	3	1	2	1
Jeff Sauer (Colorado Col. '65) 1983-CH, 88, 89, 90-CH, 91, 93, 94, 95, 98, 2000, 01	11	16	11	1	2	0	0	0
Mike Eaves (Wisconsin '78) 2004, 05, 06-CH, 08, 10, 13, 14	7	9	6	0	1	1	0	0
Tony Granato (Wisconsin '17) 2021	1	0	1	0	0	0	0	0
<b>TOTAL</b>	<b>26</b>	<b>37</b>	<b>23</b>	<b>2</b>	<b>6</b>	<b>2</b>	<b>2</b>	<b>1</b>
<b>YALE</b>								
Murray Murdoch (Manitoba '24) 52	1	1	1	0	0	0	1	0
Tim Taylor (Harvard '63) 98	1	0	1	0	0	0	0	0
Keith Allain (Yale '80) 2009, 10, 11, 13-CH, 15, 16	6	6	5	0	1	0	0	0
<b>TOTAL</b>	<b>8</b>	<b>7</b>	<b>7</b>	<b>0</b>	<b>1</b>	<b>0</b>	<b>1</b>	<b>0</b>

*Note: Denver's (1-1) participation in the 1973 championship; Wisconsin's (3-1) participation in the 1992 championship and Alas. Fairbanks participation in the 2010 championship were vacated by the NCAA Committee on Infractions. In championships without a third-place game, both teams awarded third place. CH—NCAA champion. \*-Selected to participate in the 2021 championship but were unable to play any games due to COVID-19 protocols.*

# ALL-TIME COACHES

(139 Coaches)

Coach (Alma Mater) School, Years in Tournament	Yrs.	Won	Lost	Tied	Pct.	CH	FF
Mike Addesa (Holy Cross '66) Rensselaer 1984, 85-CH	2	3	2	1	.583	1	1
Keith Allain (Yale '80) Yale 2009, 10, 11, 13-CH, 15, 16	6	6	5	0	.545	1	1
Tom Anastos (Michigan St. '85) Michigan St. 2012	1	0	1	0	.000	0	0
Ron Anderson (Boston U. '74) Merrimack 1988	1	2	2	0	.500	0	0
Frank Anzalone (Buffalo '78) Lake Superior St. 1985, 88-CH, 89, 90	4	7	6	1	.536	1	1
Seth Appert (Ferris St. '96) Rensselaer 2011	1	0	1	0	.000	0	0
Murray Armstrong (no college) Denver 1958-CH, 60-CH, 61-CH, 63, 64, 66, 68-CH, 69-CH, 71, 72	10	14	6	0	.700	5	10
Ralph Backstrom (no college) Denver 1986	1	1	3	0	.250	0	1
Norm Bazin (Mass.-Lowell '94) Mass.-Lowell 2012, 13, 14, 16, 17, 22	6	6	6	0	.500	0	1
Tom Bedeck (St. Francis Xavier '52) Colorado Col. 1957-CH	1	2	0	0	1.000	1	1
Rick Bennett (Providence '90) Union (NY) 2012, 13, 14, 17	4	7	3	0	.700	1	2
Red Berenson (Michigan '62) Michigan 1991, 92, 93, 94, 95, 96-CH, 97, 98-CH, 99, 2000, 01, 02, 03, 04, 05, 06, 07, 08, 09, 10, 11, 12, 16	23	30	23	0	.566	2	11
Chris Bergeron (Miami '93) 2019	1	0	1	0	.000	0	0
Brad Berry (North Dakota '02) 2016-CH, 17, 21, 22	4	5	3	0	.625	1	1
Dick Bertrand (Cornell '70) Cornell 1972, 73, 80, 81	4	2	6	0	.250	0	3
Amo Bessone (Illinois '43) Michigan St. 1959, 66-CH, 67	3	4	2	0	.667	1	3
Rube Bjorkman (Minnesota '51) Rensselaer 1964	1	1	1	0	.500	0	1
Dean Blais (Minnesota '77) North Dakota 1997-CH, 98, 99, 2000-CH, 01, 03, 04; Omaha 2011, 15	9	11	7	0	.611	2	4
Jeff Blashill (Ferris St. '98) Western Mich. 2011	1	0	1	0	.000	0	0
Enrico Blasi [Miami (OH) '94] Miami (OH) 2004, 06, 07, 08, 09, 10, 11, 12, 13, 15	10	8	10	0	.444	0	2
Scott Borek (Dartmouth '85) 2023	1	0	1	1	.000	0	0
Herb Brooks (Minnesota '59) Minnesota 1974-CH, 75, 76-CH, 79-CH	4	8	1	0	.889	3	4
Brad Buetow (Minnesota '73) Minnesota 1980, 81, 83, 85	4	6	5	0	.545	0	2
Dave Burkholder (Rochester Inst. '84) Niagara 2004, 08, 13	3	0	3	0	.000	0	0
Don Cahoon (Boston U. '72) Princeton 98; Massachusetts 2007	2	1	2	0	.333	0	0
David Carle (Denver '12) 2019, 22, 23	3	6	2	0	.750	1	2
Greg Carvel (St. Lawrence '93) 2019, 21, 22	3	7	2	0	.778	1	2
Len Ceglarski (Boston College '51) Clarkson 1962, 63, 66, 70; Boston College 73, 78, 84, 85, 86, 87, 89, 90, 91	13	13	20	0	.394	0	8
Brush Christiansen (Alas. Pacific '72) Alas. Anchorage 1990, 91, 92	3	2	5	0	.286	0	0
Bill Cleary (Harvard '56) Harvard 1974, 75, 82, 83, 85, 86, 87, 88, 89-CH	9	11	14	1	.442	1	6
Harry Cleverly (Boston U. '37) Boston U. 1950, 51, 53, 60	4	3	5	0	.375	0	4
Danton Cole (Michigan St. '91) Ala.-Huntsville 2010	1	0	1	0	.000	0	0
Rick Comley (Lake Superior St. '72) Northern Mich. 1980, 81, 89, 91-CH, 92, 93, 99; Michigan St. 2004, 06, 07-CH, 08	11	16	12	0	.571	2	4
Greg Cronin (Colby '86) Northeastern 2009	1	0	1	0	.000	0	0
Bruce Crowder (New Hampshire '79) Mass.-Lowell 1994, 96	2	2	2	0	.500	0	0
George Crowe (Springfield '59) Dartmouth 1979, 80	2	2	2	0	.500	0	2
Craig Dahl (Pacific Lutheran '76) St. Cloud St. 89, 2000, 01, 02, 03	5	0	6	0	.000	0	0
Bob Daniels (Michigan St. '82) Ferris St. 2003, 12, 14, 16	4	6	4	0	.600	0	1
Mark Dennehy (Boston College '91) Merrimack 2011	1	0	1	0	.000	0	0
Ted Donato (Harvard '91) Harvard 2005, 06, 15, 16, 17, 19, 22, 23	8	2	8	0	.200	0	1
Mike Eaves (Wisconsin '78) Wisconsin 2004, 05, 06-CH, 08, 10, 13, 14	7	9	6	0	.600	1	2
Tom Eccleston Jr. (Brown '34) Providence 1964	1	0	2	0	.000	0	1
Dan Farrell (Michigan Tech '60) Michigan 1977	1	2	1	0	.667	0	1
Pat Ferschweiler (Western Mich. '93) Western Mich. 2022, 23	2	1	2	0	.333	0	0



<b>Coach (Alma Mater) School, Years in Tournament</b>	<b>Yrs.</b>	<b>Won</b>	<b>Lost</b>	<b>Tied</b>	<b>Pct.</b>	<b>CH</b>	<b>FF</b>
Fern Flaman (no college) Northeastern 1982, 88	2	3	2	1	.583	0	1
Ron Fogarty (Colgate '95) Princeton 2018	1	0	1	0	.000	0	0
Dan Fridgen (Colgate '82) Rensselaer 95	1	0	1	0	.000	0	0
Jim Fullerton (Norwich '30) Brown 65	1	0	2	0	.000	0	1
Mike Gabinet (Omaha, '04) Omaha 2021	1	0	1	0	.000	0	0
Guy Gadowsky (Colorado Col. '89) Princeton 2008, 09; Penn St. 17, 18, 23	5	2	5	0	.286	0	0
Gino Gasparini (North Dakota '68) North Dakota 79, 80-CH, 82-CH, 84, 87-CH, 90	6	15	4	0	.789	3	5
Bob Gaudet (Dartmouth '81) Brown 93	1	0	1	0	.000	0	0
Mike Gilligan (Salem St. '70) Vermont 88, 96, 97	3	1	4	0	.200	0	1
Rick Gotkin (Brockport '82) Mercyhurst 2001, 03, 05	3	0	3	0	.000	0	0
Tony Granato (Wisconsin '17) Wisconsin 2021	1	0	1	0	.000	0	0
George Gwozdecky (Wisconsin '78) Miami (OH) 93; Denver 95, 97, 99, 2002, 04-CH, 05-CH, 08, 09, 10, 11, 12, 13	13	11	11	0	.500	2	2
Dave Hakstol (North Dakota '92) North Dakota 2005, 06, 07, 08, 09, 10, 11, 12, 13, 14, 15	11	17	11	0	.607	0	7
Ned Harkness (Royal Canadian Air Force Academy '43) Rensselaer 53, 54-CH, 61; Cornell 67-CH, 68, 69, 70-CH	7	9	5	0	.643	3	7
Bill Harrison (Dartmouth '43) Clarkson 57, 58	2	2	2	0	.500	0	2
Mike Hastings (St. Cloud St. '93) Minnesota St. 2013, 14, 15, 18, 19, 21, 22, 23	8	5	8	0	.385	0	2
Vic Heyliger (Michigan '37) Michigan 48-CH, 49, 50, 51-CH, 52-CH, 53-CH, 54, 55-CH, 56-CH, 57	10	16	4	0	.800	6	10
Charlie Holt (Dartmouth '46) New Hampshire 77, 79, 82, 83	4	2	8	0	.200	0	3
Jeff Jackson (Michigan St. '77) Lake Superior St. 91, 92-CH, 93, 94-CH, 95, 96; Notre Dame 2007, 08, 09, 11, 13, 14, 16, 17, 18, 19, 21*, 22	18	26	16	0	.619	2	7
Ed Jeremiah (Dartmouth '30) Dartmouth 48, 49	2	2	2	0	.500	0	2
Bob Johnson (Minnesota '54) Wisconsin 70, 72, 73-CH, 77-CH, 78, 81-CH, 82	7	12	5	1	.694	3	7
Casey Jones (Cornell '90) Clarkson 2018, 19	2	0	2	0	.000	0	0
Troy Jutting (Minn. St. Mankato '87) Minn. St. Mankato 2003	1	0	1	0	.000	0	0
Jerry Keefe (Providence '00) Northeastern 2022	1	0	1	0	.000	0	0
Jack Kelley (Boston U. '52) Boston U. 66, 67, 71-CH, 72-CH	4	5	3	0	.625	2	4
John Kelley (Boston College '28) Boston College 48, 49-CH, 50, 54, 56, 59, 63, 65, 68	9	4	13	0	.235	1	9
Mike Kemp (Gust. Adolphus '75) Omaha 2006	1	0	1	0	.000	0	0
Olav Kollevoll (Colgate '44) St. Lawrence 52, 55	2	0	4	0	.000	0	2
Walt Kyle (Northern Mich. '81) Northern Mich. 2010	1	0	1	0	.000	0	0
Lou Lamoriello (Providence '63) Providence 78, 81, 83	3	3	4	0	.429	0	1
Eric Lang (American Int'l '98) American Int'l 2019, 21, 22	3	1	3	0	.250	0	0
Trevor Large (Ferris St. '04)	1	0	1	0	.000	0	0
Brett Larson (Minn. Duluth '04) 2019, 21, 22, 23	4	4	4	0	.500	0	1
Nate Leaman (SUNY Cortland '97) Union (NY) 2011; Providence 14, 15-CH, 16, 17, 18, 19	7	8	6	0	.571	1	2
Don Lucia (Notre Dame '81) Colorado Col. 95, 96, 97, 98, 99; Minnesota 2001, 02-CH, 03-CH, 04, 05, 06, 07, 08, 12, 13, 14, 15, 17	18	22	16	0	.579	2	7
Blaise MacDonald (Rochester Inst. '85) Niagara 2000	1	1	1	0	.500	0	0
John MacInnes (Michigan '50) Michigan Tech 60, 62-CH, 65-CH, 69, 70, 74, 75-CH, 76, 81	9	12	8	0	.600	3	9
Jim Madigan (Northeastern '86) Northeastern 2016, 18, 19	3	0	3	0	.000	0	0
John Mariucci (Minnesota '37) Minnesota 53, 54, 61	3	3	3	0	.500	0	3
John Markell (Bowling Green '79) Ohio St. 98, 99, 2003, 04, 05, 09	6	2	6	0	.250	0	1
Joe Marsh (New Hampshire '77) St. Lawrence 87, 88, 89, 92, 99, 2000, 01, 07	8	3	11	0	.214	0	2
Ron Mason (St. Lawrence '64) Bowling Green 77, 78, 79; Michigan St. 82, 83, 84, 85, 86-CH, 87, 88, 89, 90, 92, 94, 95, 96, 97, 98, 99, 2000, 01, 02	22	22	26	1	.459	1	8
Bob May (North Dakota '51) North Dakota 58, 59-CH	2	3	1	0	.750	1	2
Mark Mazzoleni (Michigan St. '80) Miami (OH) 97; Harvard 2002, 03, 04	4	0	4	0	.000	0	0
Brian McCutcheon (Cornell '71) Cornell 91	1	1	2	0	.333	0	0

<b>Coach (Alma Mater) School, Years in Tournament</b>	<b>Yrs.</b>	<b>Won</b>	<b>Lost</b>	<b>Tied</b>	<b>Pct.</b>	<b>CH</b>	<b>FF</b>
Mike McShane (New Hampshire '71) St. Lawrence 83; Providence 89, 91	3	4	7	0	.364	0	0
George Menard (Brown '49) St. Lawrence 56, 59, 60, 61, 62	5	2	8	0	.200	0	5
Jim Montgomery (Maine '93) Denver 2014, 15, 16, 17-CH, 18	5	8	4	0	.667	1	2
Mark Morris (Colgate '81) Clarkson 90, 91, 92, 93, 95, 96, 97, 98, 99	9	5	11	0	.313	0	1
Bob Motzko (St. Cloud St. '87) St. Cloud St. 2007, 08, 10, 13, 14, 15, 16, 18; Minnesota 2021, 22, 23	11	11	11	0	.500	0	3
Westcott Moulton (Brown '31) Brown 51	1	1	1	0	.500	0	1
Murray Murdoch (Manitoba '24) Yale 52	1	1	1	0	.500	0	1
Andy Murray (Brandon '72) Western Mich. 2012, 17	2	0	2	0	.000	0	0
Brandon Naurato (Michigan '09) 2023	1	2	1	0	.667	0	1
Albie O'Connell (Boston U. '99) Boston U. 2021	1	0	1	0	.000	0	0
Bill O'Flaherty (Clarkson '70) Clarkson 81, 82, 84	3	1	4	1	.250	0	0
Scott Owens (Colorado Col. '79) Colorado Col. 2001, 02, 03, 05, 06, 08, 11	7	6	7	0	.462	0	1
Jay Pandolfo (Boston U. '96) Boston U. 2023	1	2	1	2	.667	0	1
Jack Parker (Boston U. '68) Boston U. 74, 75, 76, 77, 78-CH, 84, 86, 90, 91, 92, 93, 94, 95-CH, 96, 97, 98, 2000, 02, 03, 05, 06, 07, 09-CH, 12	24	30	25	0	.545	3	13
Paul Pearl (Holy Cross '89) Holy Cross 2004, 06	2	1	2	0	.333	0	0
Mel Pearson (Michigan Tech '81) Michigan Tech 2015, 17; Michigan 18, 21*, 22	5	4	4	0	.500	0	2
Rand Pecknold (Connecticut Col. '90) Quinnipiac 2002, 13, 14, 15, 16, 19, 21, 22, 23	9	12	8	0	.600	1	3
Bob Peters (North Dakota '60) North Dakota 65	1	1	1	0	.500	0	1
Paul Pooley (Ohio St. '84) Providence 96, 2001	2	0	2	0	.000	0	0
Dave Poulin (Notre Dame '82) Notre Dame 2004	1	0	1	0	.000	0	0
Buddy Powers (Boston U. '75) Rensselaer 94	1	0	1	0	.000	0	0
Greg Powers (Arizona St. '99) 2019	1	0	1	0	.000	0	0
David Quinn (Boston U. '89) Boston U. 2015, 16, 17, 18	4	5	4	0	.556	0	1
Al Renfrew (Michigan '49) Michigan Tech 56; Michigan 62, 64-CH	3	4	2	0	.667	1	3
Lou Reycroft (Brown '72) Cornell 86	1	1	1	0	.500	0	0
William Riley Jr. (Boston U. '68) Mass.-Lowell 88	1	0	1	1	.250	0	0
Steve Rohlik (Wisconsin '90) Ohio St. 2017, 18, 19, 23	4	3	4	0	.429	0	1
George Roll (Bowling Green '86) Clarkson 2007, 08	2	1	2	0	.333	0	0
Doug Ross (Oakland CC '74) Ala.-Huntsville 2007	1	0	1	0	.000	0	0
Scott Sandelin (North Dakota '87) Minn. Duluth 2004, 09, 11-CH, 12, 15, 16, 17, 18-CH, 19-CH, 21, 22	11	23	8	0	.742	3	6
Jeff Sauer (Colorado Col. '65) Colorado Col. 78; Wisconsin 83-CH, 88, 89, 90-CH, 91, 93, 94, 95, 98, 2000, 01	12	16	12	1	.569	2	2
Mike Schafer (Cornell '86) Cornell 96, 97, 2002, 03, 05, 06, 09, 10, 12, 17, 18, 19, 23	13	10	13	0	.435	0	1
Derek Schooley (Western Mich. '94) Robert Morris 14	1	0	1	0	.000	0	0
Bill Selman (North Dakota '63) North Dakota 67, 68	2	1	3	0	.250	0	2
Frank Serratore (Bemidji St. '82) Air Force 2007, 08, 09, 11, 12, 17, 18	7	3	7	0	.300	0	0
Tom Serratore (Bemidji St. '87) Bemidji St. 2005, 06, 09, 10, 21	5	3	5	0	.375	0	1
Mike Sertich (Minn. Duluth '69) Minn. Duluth 83, 84, 85, 93	4	6	6	0	.500	0	2
Joe Shawhan (Northern Mich. '09) 2018, 22, 23	3	0	3	0	.000	0	0
Terry Slater (St. Lawrence '61) Colgate 81, 90	2	3	3	0	.500	0	1
Ben Smith (Harvard '68) Northeastern 94	1	0	1	0	.000	0	0
Dave Smith (Ohio St. '92) Canisius 2013	1	0	1	0	.000	0	0
Kevin Sneddon (Harvard '92) Vermont 2009, 10, 14	3	2	3	0	.400	0	1
Glen Sonmor (Minnesota '56) Minnesota 71	1	1	1	0	.500	0	1
Steve Stirling (Boston U. '71) Providence 85	1	2	2	0	.500	0	1
Tim Taylor (Harvard '63) Yale 98	1	0	1	0	.000	0	0
Cheddy Thompson (Gonzaga '41) Colorado Col. 48, 49, 50-CH, 51, 52, 55	6	4	7	0	.364	1	6
Barry Thorndycraft (North Dakota '59) North Dakota 63-CH	1	2	0	0	1.000	1	1

<b>Coach (Alma Mater) School, Years in Tournament</b>	<b>Yrs.</b>	<b>Won</b>	<b>Lost</b>	<b>Tied</b>	<b>Pct.</b>	<b>CH</b>	<b>FF</b>
Ronn Tomassoni (Rensselaer '80) Harvard 93, 94	2	1	2	0	.333	0	1
Dick Toomey (Boston U. '70) Brown 76	1	1	1	0	.500	0	1
Richard Umile (New Hampshire '72) New Hampshire 92, 94, 95, 97, 98, 99, 2000, 02, 03, 04, 05, 06, 07, 08, 09, 10, 11, 13	18	14	18	0	.438	0	4
Don Vaughan (St. Lawrence '84) Colgate 2000, 05, 14, 23	4	0	4	0	.000	0	0
Shawn Walsh (Bowling Green '78) Maine 87, 88, 89, 90, 91, 92, 93-CH, 95, 99-CH, 2000, 01	11	20	13	0	.606	2	7
Cooney Weiland (no college) Harvard 55, 57, 58, 69, 71	5	2	8	0	.200	0	5
Tim Whitehead (Hamilton '85) Maine 2002, 03, 04, 05, 06, 07, 12	7	10	7	0	.588	0	4
Damon Whitten (Michigan St. '01) Lake Superior St. 2021	1	0	1	0	.000	0	0
Bill Wilkinson (St. Lawrence '70) Western Mich. 86, 94, 96; Wayne St. (MI) 2003	4	0	5	0	.000	0	0
Wayne Wilson (Bowling Green '84) RIT 2010, 15, 16	3	3	3	0	.500	0	1
Doug Woog (Minnesota '66) Minnesota 86, 87, 88, 89, 90, 91, 92, 93, 94, 95, 96, 97	12	21	17	0	.553	0	6
Jerry York (Boston College '67) Bowling Green 82, 84-CH, 87, 88, 89, 90; Boston College 98, 99, 2000, 01-CH, 03, 04, 05, 06, 07, 08-CH, 10-CH, 11, 12-CH, 13, 14, 15, 16, 21	24	41	24	1	.629	5	13

*Note: Denver's (1-1) participation in the 1973 championship; Wisconsin's (3-1) participation in the 1992 championship and Alas. Fairbanks (0-1) participation in the 2010 championship were vacated by the NCAA Committee on Infractions. . CH—NCAA championships. FF—Frozen Four appearances. \*-Selected to participate in the 2021 championship but were unable to play any games due to COVID-19 protocols.*



# ATTENDANCE RECORDS AND SITES

Largest Crowds.....	78
Frozen Four Attendance History.....	79
Regional Attendance History.....	81
Arena and Site Facts.....	84
Game Arenas By Site.....	86
Future Championship Dates and Sites.....	91

---

# LARGEST CROWDS

---

*A championship game is denoted by (CH), a national semifinal game by (NSF), an East Regional game by (ER) and a West Regional game by (WR).*

## GAME, TOURNAMENT

37,592—Ford Field, Detroit, CH, April 10, 2010, Boston College (5) vs. Wisconsin (0)

## GAME, FROZEN FOUR

37,592—Ford Field, Detroit, CH, April 10, 2010, Boston College (5) vs. Wisconsin (0)

## SESSION, REGIONAL

12,517—Worcester's Centrum Centre#, Worcester, Mass., ER, March 27, 1999, Maine (7) vs. Clarkson (2), and New Hampshire (2) vs. Michigan (1) (OT)

## TOP 15 FROZEN FOUR ATTENDANCE GAMES OR SESSIONS

37,592—Ford Field, Detroit, CH, April 10, 2010, Boston College (5) vs. Wisconsin (0)

34,954—Ford Field, Detroit, NSF, April 8, 2010, Boston College (7) vs. Miami (OH) (1); Wisconsin (8) vs. Rochester Inst. (1)

19,783—United Center, Chicago, CH, April 8, 2017, Denver (3) vs. Minn. Duluth (2)

19,626—United Center, Chicago, NSF, April 6, 2017, Minn. Duluth (2) vs. Harvard (1); Denver (6) vs. Notre Dame (1)

19,444—Amalie Arena, Tampa, CH, April 8, 2023, Quinnipiac (3) vs. Minnesota (2) (OT)

19,432—Scottrade Center, St. Louis, CH, April 7, 2007, Michigan St. (3) vs. Boston College (1)

19,358—Amalie Arena, Tampa, CH, April 9, 2015, North Dakota (5) vs. Quinnipiac (1)

19,327—Xcel Energy Center, St. Paul, Minn., CH, April 6, 2002, Minnesota (4) vs. Maine (3) (OT)

19,323—Xcel Energy Center, St. Paul, Minn., NSF, April 4, 2002, Minnesota (3) vs. Michigan (2)

19,316—Xcel Energy Center, St. Paul, Minn., NSF, April 4, 2002, Maine (7) vs. New Hampshire (2)

19,222—Xcel Energy Center, St. Paul, Minn., CH, April 9, 2011, Minn. Duluth (3) vs. Michigan (2) (OT)

19,139—Xcel Energy Center, St. Paul, Minn., NSF, April 7, 2011, Minn. Duluth (4) vs. Notre Dame (3); Michigan (2) vs. North Dakota (0)

19,119—Amalie Arena, Tampa, NSF, April 6, 2023, Quinnipiac (5) vs. Michigan (2); Minnesota (6) vs. Boston U. (2)

18,857—Scottrade Center, St. Louis, NSF, April 5, 2007, Boston College (6) vs. North Dakota (4); Michigan St. (4) vs. Maine (2)

18,818—St. Pete Times Forum+, CH, April 7, 2012, Boston College (4) vs. Ferris St. (1)

## TOP 5 EAST/NORTHEAST REGIONAL ATTENDANCE SESSIONS

12,517—Worcester's Centrum Centre#, Worcester, Mass., March 27, 1999, Maine (7) vs. Clarkson (2), and New Hampshire (2) vs. Michigan (1) (OT)

12,407—Pepsi Arena^, Albany, N.Y., March 23, 1996, Vermont (2) vs. Lake Superior St. (1), and Boston U. (3) vs. Clarkson (2)

12,045—Worcester's Centrum Centre#, Worcester, Mass., March 27, 1993, Boston U. (4) vs. Northern Mich. (1), and Maine (6) vs. Minnesota (2)

11,976—Worcester's Centrum Centre#, Worcester Mass., March 24, 2001, North Dakota (4) vs. Colorado Col. (3), and Boston College (3) vs. Maine (1)

11,888—Worcester's Centrum Centre#, Worcester, Mass., March 24, 2002, New Hampshire (4) vs. Cornell (3), and Maine (4) vs. Boston U. (3)

## TOP 5 MIDWEST/WEST REGIONAL ATTENDANCE SESSIONS

11,492—Ralph Engelstad Arena, Grand Forks, N.D., March 25, 2006, North Dakota (5) vs. Holy Cross (2)

11,217—Pepsi Center, Denver, March 25, 2007, North Dakota (3) vs. Minnesota (2) (OT)

11,171—Pepsi Center, Denver, March 24, 2007, North Dakota (8) vs. Michigan (5)

11,161—Pepsi Center, Denver, March 24, 2007, Minnesota (4) vs. Air Force (3)

11,153—Ralph Engelstad Arena, Grand Forks, N.D., March 24, 2006, Holy Cross (4) vs. Minnesota (3) (OT), and North Dakota (5) vs. Michigan (1)

# – Name changed to DCU Center in October 2004. % – Name changed to TD Banknorth Garden in March 2005. ^ – Name changed to Times Union Center in January 2007. +Name changed to Amalie Arena in September 2014. ~ - Named changed to KeyBank Center in October 2015.



# FROZEN FOUR ATTENDANCE HISTORY

(1948-2021)

Year	City	Facility	Semi #1	Semi #2	3rd Place	Final	Total	Avg.
1948	Colorado Springs, Colo.	Broadmoor World Arena!	2,600	2,600	NA	2,700	7,900	2,633
1949	Colorado Springs, Colo.	Broadmoor World Arena!	*#2,800	*#2,800	#1,300	*#2,800	#9,700	#2,425
1950	Colorado Springs, Colo.	Broadmoor World Arena!	*#2,800	*#2,800	1,400	*3,000	10,000	2,500
1951	Colorado Springs, Colo.	Broadmoor World Arena!	*#2,800	*#2,800	#2,500	2,700	10,800	3,400
1952	Colorado Springs, Colo.	Broadmoor World Arena!	*#2,800	*#2,800	500	2,500	8,600	2,150
1953	Colorado Springs, Colo.	Broadmoor World Arena!	1,800	*#2,800	150	2,700	#7,450	#1,863
1954	Colorado Springs, Colo.	Broadmoor World Arena!	2,000	2,500	500	*2,800	7,800	1,950
1955	Colorado Springs, Colo.	Broadmoor World Arena!	*2,800	#2,800	700	2,700	#9,000	#2,250
1956	Colorado Springs, Colo.	Broadmoor World Arena!	*#2,800	2,600	2,800	*#2,800	11,000	2,750
1957	Colorado Springs, Colo.	Broadmoor World Arena!	2,800	2,500	2,000	*2,800	10,000	2,525
1958	Minneapolis	Williams Arena	4,300	6,909	3,863	7,878	22,950	5,738
1959	Troy, N.Y.	Houston Field House	3,620	4,850	3,160	6,000	17,630	4,408
1960	Boston	Matthews (Boston) Arena	2,500	4,909	1,308	3,783	12,500	3,125
1961	Denver	University of Denver Arena	4,623	*5,398	3,942	*5,363	19,326	4,832
1962	Utica, N.Y.	Utica Memorial Auditorium	1,854	3,118	2,269	*4,210	11,451	2,863
1963	Chestnut Hill, Mass.	McHugh Forum	*4,200	4,200	4,200	*4,200	#16,190	#4,048
1964	Denver	University of Denver Arena	4,074	3,980	2,928	*5,296	16,278	4,070
1965	Providence, R.I.	Meehan Auditorium	*2,600	*2,600	1,750	*2,600	9,550	2,388
1966	Minneapolis	Williams Arena	2,007	2,277	1,678	3,101	9,063	2,266
1967	Syracuse, N.Y.	Onondaga County War Memorial	5,147	4,276	*6,400	*6,571	22,394	5,599
1968	Duluth, Minn.	Duluth Arena	2,561	3,521	1,811	*5,453	13,346	3,337
1969	Colorado Springs, Colo.	Broadmoor World Arena! Cadet Ice Arena (third-place game)	3,500	3,000		4,625	12,725	3,181
1970	Lake Placid, N.Y.	Olympic Arena	*2,000	*2,000	1,600	*2,000	7,600	1,900
1971	Syracuse, N.Y.	Onondaga County War Memorial	3,840	4,040	3,933	6,017	17,830	4,458
1972	Boston	Boston Garden	7,055	5,839	2,677	*14,995	30,566	7,642
1973	Boston	Boston Garden	6,766	6,216	2,331	8,055	23,368	5,842
1974	Boston	Boston Garden	6,213	6,703	2,871	7,132	22,919	5,730
1975	St. Louis	The Arena	**	3,801	**	6,838	10,639	5,320
1976	Denver	University of Denver Arena	4,479	*5,204	2,416	*5,311	17,410	4,353
1977	Detroit	Olympia Stadium	4,735	6,522	**	*14,437	25,694	8,565
1978	Providence, R.I.	Providence Civic Center+	8,136	8,200	5,199	*11,038	32,573	8,143
1979	Detroit	Olympia Stadium	2,743	4,105	**	7,011	13,859	4,620
1980	Providence, R.I.	Providence Civic Center+	5,132	5,138	3,838	5,811	19,919	4,980
1981	Duluth, Minn.	Duluth Arena	*5,354	*5,684	5,102	*5,420	21,560	5,390
1982	Providence, R.I.	Providence Civic Center+	7,123	8,568	5,264	9,272	30,227	7,557
1983	Grand Forks, N.D.	Ralph Engelstad Arena	*#6,000	*#6,000	*#6,000	*#6,370	24,370	6,093
1984	Lake Placid, N.Y.	Olympic Center	7,283	7,386	7,479	*7,813	29,961	7,490
1985	Detroit	Joe Louis Arena	10,552	12,484	**	16,282	39,318	13,106
1986	Providence, R.I.	Providence Civic Center+	4,923	6,976	4,596	8,341	24,836	6,209
1987	Detroit	Joe Louis Arena	6,526	13,093	**	16,632	36,251	12,084
1988	Lake Placid, N.Y.	Olympic Center	6,018	6,615	7,043	*7,906	27,582	6,896
1989	St. Paul, Minn.	St. Paul Civic Center	*15,347	*15,400	15,265	*15,406	61,418	15,355
1990	Detroit	Joe Louis Arena	**	11,853	NA	12,716	24,569	12,285
1991	St. Paul, Minn.	St. Paul Civic Center	11,651	11,723	NA	12,564	35,938	11,979
1992	Albany, N.Y.	Pepsi Arena^	9,775	11,444	NA	12,891	34,110	11,370

Year	City	Facility	Semi #1	Semi #2	3rd Place	Final	Total	Avg.
1993	Milwaukee	Bradley Center	*17,043	*17,444	NA	*17,704	52,191	17,397
1994	St. Paul, Minn.	St. Paul Civic Center	*15,199	*15,229	NA	*15,197	45,625	15,208
1995	Providence, R.I.	Providence Civic Center+	*11,484	*11,484	NA	*11,484	34,452	11,484
1996	Cincinnati	Riverfront Coliseum	11,041	11,273	NA	12,957	35,271	11,757
1997	Milwaukee	Bradley Center	*17,212	*17,375	NA	*17,537	52,124	17,375
1998	Boston	FleetCenter%	*17,989	*18,090	NA	*18,276	54,355	18,118
1999	Anaheim, Calif.	Arrowhead Pond of Anaheim	12,582	12,719	NA	14,447	39,748	13,249
2000	Providence, R.I.	Providence Civic Center+	*11,484	*11,484	NA	*11,484	34,452	11,484
2001	Albany, N.Y.	Pepsi Arena^	*13,252	*13,252	NA	*13,361	39,865	13,288
2002	St. Paul, Minn.	Xcel Energy Center	*19,316	*19,323	NA	*19,327	57,966	19,322
2003	Buffalo, N.Y.	HSBC Arena~	*18,535	*18,551	NA	*18,659	55,745	18,582
2004	Boston	FleetCenter%	*18,036	*18,090	NA	*18,183	54,309	18,103
2005	Columbus, Ohio	Schottenstein Center	*17,116	*17,094	NA	*17,155	51,365	17,122
2006	Milwaukee	Bradley Center	*17,637	*17,691	NA	*17,758	53,086	17,695
2007	St. Louis	Scottrade Center	*18,857		NA	*19,432	38,289	19,145
2008	Denver	Pepsi Center	*18,544		NA	*18,632	37,176	18,588
2009	Washington, D.C.	Verizon Center	*18,427		NA	*18,512	36,939	18,470
2010	Detroit	Ford Field	34,954		NA	37,592	72,546	36,273
2011	St. Paul, Minn.	Xcel Energy Center	*19,139		NA	*19,222	38,361	19,181
2012	Tampa, Fla.	Tampa Bay Times Forum&	18,605		NA	18,818	37,423	18,712
2013	Pittsburgh	CONSOL Energy Center	17,428		NA	18,184	35,612	17,806
2014	Philadelphia	Wells Fargo Center	17,311		NA	18,742	36,053	18,027
2015	Boston	TD Garden	18,022		NA	18,022	36,044	18,022
2016	Tampa, Fla.	Amalie Arena	17,816	18,037	NA	19,358	55,211	18,404
2017	Chicago	United Center	19,626		NA	19,783	39,409	19,705
2018	St. Paul, Minn.	Xcel Energy Center	18,026		NA	*18,303	36,329	18,165
2019	Buffalo, N.Y.	KeyBank Center	13,051		NA	13,624	26,675	13,338
2020	\$Detroit	Little Ceasars Arena						
2021	@Pittsburgh	PPG Paints Arena	3,660		NA	3,963	7,623	3,812
2022	Boston	TD Garden	*17,850		NA	*17,850	35,700	17,850
2023	Tampa, Fla.	Amalie Arena	*19,119		NA	*19,444	38,563	19,282

*Note: Attendance figures before 1980 are from game summaries or newspaper accounts; attendance figures since 1980 are from NCAA financial reports. Averages are per session. From 2007-15 the semifinals were considered one session. Third-place game was played 1949-89. # — Attendance estimated. \* — Sellout. \*\* — Attendance included in second game of session. + — Name changed to Dunkin' Donuts Center in the spring of 2001. ^ — Name changed to Times Union Center in January 2007. % — Name changed to TD Banknorth Garden in March 2005 and TD Garden in July 2009. ! — Formerly known as the Broadmoor Ice Palace. &Name changed to Amalie Arena in Sept. 2014. ~ - Named changed to KeyBank Center in October 2015. \$The 2020 tournament was not held due to COVID-19 pandemic.@ - 2021 attendance limited due to the COVID-19 pandemic*

# REGIONAL ATTENDANCE HISTORY

(1992-2020)

Year	Regional	City	Facility	Combined Attendance	*Avg.
1992	East	Providence, R.I.	Providence Civic Center+	33,253	8,313
	West	Detroit	Joe Louis Arena		
1993	East	Worcester, Mass.	Worcester's Centrum Centre#	28,242	7,061
	West	Detroit	Joe Louis Arena		
1994	East	Albany, N.Y.	Pepsi Arena^	30,391	7,598
	West	East Lansing, Mich.	Munn Ice Arena		
1995	East	Worcester, Mass.	Worcester's Centrum Centre#	31,172	7,793
	West	Madison, Wis.	Dane County Coliseum		
1996	East	Albany, N.Y.	Pepsi Arena^	30,507	7,627
	West	East Lansing, Mich.	Munn Ice Arena		
1997	East	Worcester, Mass.	Worcester's Centrum Centre#	32,604	8,151
	West	Grand Rapids, Mich.	Van Andel Arena		
1998	East	Albany, N.Y.	Pepsi Arena^	25,007	6,252
	West	Ann Arbor, Mich.	Yost Ice Arena		
1999	East	Worcester, Mass.	Worcester's Centrum Centre#	29,681	7,420
	West	Madison, Wis.	Dane County Coliseum		
2000	East	Albany, N.Y.	Pepsi Arena^	34,969	8,742
	West	Minneapolis	Mariucci Arena		
2001	East	Worcester, Mass.	Worcester's Centrum Centre#	37,257	9,314
	West	Grand Rapids, Mich.	Van Andel Arena		
2002	East	Worcester, Mass.	Worcester's Centrum Centre#	33,965	8,491
	West	Ann Arbor, Mich.	Yost Ice Arena		
2003	East	Providence, R.I.	Dunkin' Donuts Center	10,223	5,112
	Northeast	Worcester, Mass.	Worcester's Centrum Centre#	15,482	7,741
	Midwest	Ann Arbor, Mich.	Yost Ice Arena	10,743	5,372
	West	Minneapolis	Mariucci Arena	19,031	9,516
2004	East	Albany, N.Y.	Pepsi Arena^	10,703	5,352
	Northeast	Manchester, N.H.	Verizon Wireless Arena&	18,936	9,468
	Midwest	Grand Rapids, Mich.	Van Andel Arena	6,412	3,206
	West	Colorado Springs, Colo.	Colorado Springs World Arena	5,967	2,984
2005	East	Worcester, Mass.	DCU Center	17,055	8,527
	Northeast	Amherst, Mass.	Mullins Center	7,063	3,532
	Midwest	Grand Rapids, Mich.	Van Andel Arena	12,883	6,442
	West	Minneapolis	Mariucci Arena	18,637	9,319
2006	East	Albany, N.Y.	Pepsi Arena^	9,532	4,766
	Northeast	Worcester, Mass.	DCU Center	16,405	8,203
	Midwest	Green Bay, Wis.	Resch Center	15,945	7,973
	West	Grand Forks, N.D.	Ralph Englestad Arena	22,645	11,323
2007	East	Rochester, N.Y.	Blue Cross Arena	7,774	3,887
	Northeast	Manchester, N.H.	Verizon Wireless Arena&	18,030	9,015
	Midwest	Grand Rapids, Mich.	Van Andel Arena	10,402	5,201
	West	Denver	Pepsi Center	22,332	7,444
2008	East	Albany, N.Y.	Times Union Center	8,395	4,197
	Northeast	Worcester, Mass.	DCU Center	8,269	4,134
	Midwest	Madison, Wis.	Kohl Center	11,011	5,505
	West	Colorado Springs, Colo.	Colorado Springs World Arena	5,810	2,905
2009	East	Bridgeport, Conn.	Arena at Harbor Yard†	25,434	12,717
	Northeast	Manchester, N.H.	Verizon Wireless Arena&	21,629	10,814
	Midwest	Grand Rapids, Mich.	Van Andel Arena	11,274	5,637
	West	Minneapolis	Mariucci Arena	21,928	10,964

Year	Regional	City	Facility	Combined Attendance	*Avg.
2010	East	Albany, N.Y.	Times Union Center	11,883	5,941
	Northeast	Worcester, Mass.	DCU Center	19,198	9,599
	Midwest	Fort Wayne, Ind.	Allen County War Memorial Coliseum	11,470	5,735
	West	St. Paul, Minn.	Xcel Energy Center	21,744	10,872
2011	East	Bridgeport, Conn.	Webster Bank Arena at Harbor Yard	23,198	11,599
	Northeast	Manchester, N.H.	Verizon Wireless Arena&	21,122	10,561
	Midwest	Green Bay, Wis.	Resch Center	12,608	6,304
	West	St. Louis	Scottrade Center	15,125	7,562
2012	East	Bridgeport, Conn.	Webster Bank Arena at Harbor Yard	15,508	7,754
	Northeast	Worcester, Mass.	DCU Center	16,320	8,160
	Midwest	Green Bay, Wis.	Resch Center	10,038	5,019
	West	St. Paul, Minn.	Xcel Energy Center	29,746	14,873
2013	East	Providence, R.I.	Dunkin' Donuts Center	11,260	5,630
	Northeast	Manchester, N.H.	Verizon Wireless Arena&	16,406	8,203
	Midwest	Toledo, Ohio	Huntington Center	16,406	8,203
	West	Grand Rapids, Mich.	Van Andel Arena	5,448	2,724
2014	East	Bridgeport, Conn.	Webster Bank Arena at Harbor Yard	13,184	6,592
	Northeast	Worcester, Mass.	DCU Center	11,996	5,998
	Midwest	Cincinnati	U.S. Bank Arena	11,111	5,556
	West	St. Paul, Minn.	Xcel Energy Center	18,125	9,063
2015	East	Providence, R.I.	Dunkin' Donuts Center	14,234	7,117
	Northeast	Manchester, N.H.	Verizon Wireless Arena&	9,844	4,922
	Midwest	South Bend, Ind.	Compton Family Ice Arena	7,833	3,917
	West	Fargo, N.D.	Scheels Arena	10,590	5,295
2016	East	Albany, N.Y.	Times Union Center	8,301	4,151
	Northeast	Worcester, Mass.	DCU Center	11,254	5,627
	Midwest	Cincinnati	U.S. Bank Arena	10,504	5,252
	West	St. Paul, Minn.	Xcel Energy Center	7,725	3,863
2017	East	Providence, R.I.	Dunkin' Donuts Center	10,251	5,126
	Northeast	Manchester, N.H.	SNHU Arena	10,934	5,467
	Midwest	Cincinnati	U.S. Bank Arena	7,281	3,641
	West	Fargo, N.D.	Scheels Arena	10,496	5,248
2018	East	Bridgeport, Conn.	Webster Bank Arena at Harbor Yard	10,519	5,260
	Northeast	Worcester, Mass.	DCU Center	13,940	6,970
	Midwest	Allentown, Pa.	PPL Center	12,615	6,308
	West	Sioux Falls, S.D.	Denny Sanford PREMIER Center	16,007	8,004
2019	East	Providence, R.I.	Dunkin' Donuts Center	12,411	6,206
	Northeast	Manchester, N.H.	SNHU Arena	10,712	5,356
	Midwest	Allentown, Pa.	PPL Center	7,324	3,662
	West	Fargo, N.D.	Scheels Arena	8,468	4,234
2020		Albany, N.Y.	Times Union Center\$		
		Allentown, Pa.	PPL Center\$		
		Loveland, Colo.	Budweiser Events Center\$		
		Worcester, Mass.	DCU Center		
@2021		Albany, N.Y.	Times Union Center	2,272	1,136
		Bridgeport, Conn.	Webster Bank Arena	100	50
		Fargo, N.D.	Scheels Arena	2,929	1,465
		Loveland, Colo.	Budweiser Events Center	300	150
2022		Albany, N.Y.	Times Union Center	5,794	2,897
		Allentown, Pa.	PPL Center	5,799	2,900
		Loveland, Colo.	Budweiser Events Center	7,625	3,813
		Worcester, Mass.	DCU Center	8,850	4,425

Year	Regional	City	Facility	Combined Attendance	*Avg.
2023		Allentown, Pa.	PPL Center	15,442	7,721
		Bridgeport, Conn.	Total Mortgage Arena†	9,019	4,510
		Fargo, N.D.	Scheels Arena	10,387	5,194
		Manchester, N.H.	SNHU Arena	10,774	5,387

*Note: Attendance figures are from NCAA financial reports. \*Average per session. + — Name changed to Dunkin' Donuts Center in the spring of 2001. # — Name changed to DCU Center in October 2004. ^ — Name changed to Times Union Center in January 2007. † — Name changed to Webster Bank Arena at Harbor Yard in January 2011, later changed to Total Mortgage Arena in 2023. & - Named changed to SNHU Arena in September 2016. \$- The 2020 tournament was not held due to COVID-19 pandemic. In 2020, regional site names were changed to the city of the host building. @ - 2021 attendance limited due to the COVID-19 pandemic*

---

# ARENA AND SITE FACTS

---

## TOURNAMENT GAMES BY ARENA

54—DCU Center\*, Worcester, Mass., 1993-2022  
41—Dunkin' Donuts Center#, Providence, R.I., 1978-2019  
39—Broadmoor World Arena%, Colorado Springs, Colo., 1948-94  
39—Times Union Center^, Albany, N.Y., 1992-2021  
27—SNHU Arena, Manchester, N.H., 2004-23  
23—Van Andel Arena, Grand Rapids, Mich., 1997-2013  
22—Munn Ice Arena, East Lansing, Mich., 1984-96  
21—Total Mortgage Arena†, Bridgeport, Conn., 2009-23  
21—Xcel Energy Center, St. Paul, Minn., 2002-18  
19—Joe Louis Arena, Detroit, 1985-93  
16—Dane County Coliseum, Madison, Wis., 1982-99  
15—Scheels Arena, Fargo, N.D., 2015-2023  
14—Williams Arena, Minneapolis, 1958-83  
14—University of Denver Arena, Denver, 1961-86  
13—Mariucci Arena, Minneapolis, 2000-09  
12—TD Garden, Boston, 1972-74  
12—Duluth Arena, Duluth, Minn., 1968-85  
12—U.S. Bank Arena&, Cincinnati, 1996-2017

*%Formerly known as Broadmoor Ice Palace; #Formerly known as Providence Civic Center; \*Formerly known as Worcester's Centrum Centre; ^Formerly known as the Pepsi Arena; &Formerly known as Riverfront Coliseum; \$Formerly known as Verizon Wireless Arena; †Formerly known as Arena at Harbor Yard and Webster Bank Arena*

## REGIONAL GAMES BY ARENA

54—DCU Center\*, Worcester, Mass., 1993-2022  
36—Times Union Center^, Albany, N.Y., 1994-2022  
27—SNHU Arena\$, Manchester, N.H., 2004-23  
23—Van Andel Arena, Grand Rapids, Mich., 1997-2013  
21—Total Mortgage Arena†, Bridgeport, Conn., 2009-21  
19—Dunkin' Donuts Center, Providence, R.I., 1992-2019  
15—Scheels Arena, Fargo, N.D., 2015-23  
13—Mariucci Arena, Minneapolis, 2000-09  
12—Xcel Energy Center, St. Paul, Minn., 2010-16  
11—Yost Ice Arena, Ann Arbor, Mich., 1998-2003  
9—Resch Center, Green Bay, Wis., 2006-12  
9—U.S. Bank Arena, Cincinnati, 2014-17

*#Formerly known as the Providence Civic Center; \*Formerly known as Worcester's Centrum Centre; ^Formerly known as the Pepsi Arena; \$Formerly known as Verizon Wireless Arena; †Formerly known as Arena at Harbor Yard and Webster Bank Arena*

## CHAMPIONSHIP GAMES BY ARENA

11—Broadmoor World Arena%, Colorado Springs, Colo., 1948-69  
6—Providence Civic Center, Providence, R.I., 1978-2000  
4—TD Garden, Boston, 1998-2022  
3—Boston Garden, Boston, 1972-74  
3—Bradley Center, Milwaukee, 1993-2006  
3—Joe Louis Arena, Detroit, 1985-90  
3—St. Paul Civic Center, St. Paul, Minn., 1989-94  
3—University of Denver Arena, Denver, 1961-76  
3—Xcel Energy Center, St. Paul, Minn., 2002-18

*%Formerly known as the Broadmoor Ice Palace*

## TOURNAMENT GAMES BY CITY

54—Worcester, Mass., 1993-2022  
50—Providence, R.I., 1965-2019  
49—Colorado Springs, Colo., 1948-2008  
43—Boston, 1972-2022  
42—Albany, N.Y., 1992-2022  
36—Minneapolis, 1958-2009  
31—St. Paul, Minn., 1989-2018  
30—Detroit, 1977-2010  
27—Manchester, N.H., 2004-2023  
23—Grand Rapids, Mich., 1997-2013  
22—East Lansing, Mich., 1984-96  
20—Denver, 1961-2008

## CHAMPIONSHIP GAMES BY CITY

11—Colorado Springs, Colo., 1948, 49, 50, 51, 52, 53, 54, 55, 56, 57, 69  
8—\*Boston, 1960, 72, 73, 74, 98, 2004, 15, 22  
7—Providence, R.I., 1965, 78, 80, 82, 86, 95, 2000  
6—Detroit, 1977, 79, 85, 87, 90, 2010  
6—St. Paul, Minn., 1989, 91, 94, 2002, 11, 18  
4—Denver, 1961, 64, 76, 08  
3—Lake Placid, N.Y., 1970, 84, 88  
3—Milwaukee, 1993, 97, 2006  
3—Tampa, 2012, 16, 23  
2—Minneapolis, 1958, 66  
2—Syracuse, N.Y., 1967, 71  
2—Duluth, Minn., 1968, 81  
2—Albany, N.Y., 1992, 2001  
2—Buffalo, N.Y., 2003, 19  
2—St. Louis, 1975, 2007  
2—Pittsburgh, 2013, 21  
1—Anaheim, Calif., 1999  
1—Chicago, 2017  
1—Cincinnati, 1996  
1—Chestnut Hill, Mass., 1963  
1—Columbus, Ohio, 2005  
1—Grand Forks, N.D., 1983  
1—Philadelphia, 2014  
1—Troy, N.Y., 1959  
1—Utica, N.Y., 1962  
1—Washington, D.C., 2009

*\*Does not include 1963 championship game played in Chestnut Hill, Mass.*



---

## TOURNAMENT GAMES BY STATE

123—Massachusetts, 1960-2022  
106—Michigan, 1977-2013  
93—New York, 1959-2022  
76—Minnesota, 1958-2016  
75—Colorado, 1948-2022  
50—Rhode Island, 1965-2019  
37—Wisconsin, 1982-2012  
29—New Hampshire, 1982-2023  
25—North Dakota, 1982-2023  
21—Ohio, 1978-2017  
21—Connecticut, 2009-23  
21—Pennsylvania, 2013-23  
10—Missouri, 1975-2011  
9—Florida, 2012-23  
9—Maine, 1988-91

## CHAMPIONSHIP GAMES BY STATE

16—Colorado, 1948-2008  
11—New York, 1959-2019  
10—Minnesota, 1958-2018  
9—Massachusetts, 1960-2022  
7—Rhode Island, 1965-2000  
6—Michigan, 1977-2010  
3—Florida, 2012-23  
3—Pennsylvania, 2013-21  
3—Wisconsin, 1993-2006  
2—Ohio, 1996-2005  
2—Missouri, 1975-2007  
1—North Dakota, 1983  
1—California, 1999  
1—Washington, D.C., 2009  
1—Illinois, 2017

# GAME ARENAS BY SITE

City/State	Facility	Year	Round	No. of Games
<b>CALIFORNIA</b>				
Anaheim	Arrowhead Pond of Anaheim	1999	Frozen Four	3
<b>COLORADO</b>				
Colorado Springs	Broadmoor Ice Palace	1948	Frozen Four	3
"	"	1949	Frozen Four	4
"	"	1950	Frozen Four	4
"	"	1951	Frozen Four	4
"	"	1952	Frozen Four	4
"	"	1953	Frozen Four	4
"	"	1954	Frozen Four	4
"	"	1955	Frozen Four	4
"	"	1956	Frozen Four	4
"	"	1957	Frozen Four	4
"	Broadmoor World Arena (name change)	1969	Semifinals and Final	3
"	Cadet Ice Arena	1969	Third-Place	1
"	Colorado Springs World Arena	2004	West Regional	3
"	"	2008	West Regional	3
Denver	University of Denver Arena	1961	Frozen Four	4
"	"	1964	Frozen Four	4
"	"	1976	Frozen Four	4
"	"	1986	Quarterfinals	2
"	Pepsi Center	2007	West Regional	3
"	"	2008	Frozen Four	3
Loveland	Budweiser Events Center	2021	Regional	3
"	"	2022	Regional	3
<b>CONNECTICUT</b>				
Bridgeport	Arena at Harbor Yard	2009	East Regional	3
"	Webster Bank Arena at Harbor Yard (name change)	2011	East Regional	3
"	"	2012	East Regional	3
"	"	2014	East Regional	3
"	"	2018	East Regional	3
"	"	2021	Regional	3
"	Total Mortgage Arena (name change)	2023	Regional	3
<b>ILLINOIS</b>				
Chicago	United Center	2017	Frozen Four	3
<b>INDIANA</b>				
Fort Wayne	Allen County War Memorial Coliseum	2010	Midwest Regional	3
South Bend	Compton Family Ice Arena	2015	Midwest Regional	3
<b>FLORIDA</b>				
Tampa	Tampa Bay Times Forum	2012	Frozen Four	3
"	Amalie Arena (name change)	2016	Frozen Four	3
"	Amalie Arena	2023	Frozen Four	3
<b>MAINE</b>				
Orono	Alfond Arena	1988	Quarterfinals	2
"	"	1989	Quarterfinals	3
"	"	1990	First Round	2
"	"	1991	Quarterfinals	2
<b>MASSACHUSETTS</b>				
Amherst	Mullins Center	2005	Northeast Regional	3
Boston	Boston Garden	1972	Frozen Four	4
"	"	1973	Frozen Four	4
"	"	1974	Frozen Four	4
"	FleetCenter	1998	Frozen Four	3
"	"	2004	Frozen Four	3
"	TD Garden (name change)	2015	Frozen Four	3
"	"	2022	Frozen Four	3

City/State	Facility	Year	Round	No. of Games		
	Matthews (Boston) Arena	1960	Frozen Four	4		
		1982	Quarterfinals	2		
		1988	First Round	2		
	Walter Brown Arena	1984	Quarterfinals	2		
		1986	Quarterfinals	2		
		1987	Quarterfinals	2		
		1990	First Round	3		
		1991	Quarterfinals	2		
		Cambridge	Bright Hockey Center	1983	Quarterfinals	2
				1986	Quarterfinals	2
Chestnut Hill	McHugh Forum	1987	Quarterfinals	2		
		1988	First Round	2		
		1989	Quarterfinals	2		
		1963	Frozen Four	4		
		1985	Quarterfinals	2		
	Silvio O. Conte Forum	1989	First Round	2		
		1990	Quarterfinals	3		
	Worcester	Worcester's Centrum Centre	1991	First Round	2	
			1993	East Regional	4	
			1995	East Regional	4	
			1997	East Regional	4	
			1999	East Regional	4	
			2001	East Regional	4	
			2002	East Regional	4	
			2003	East Regional	3	
	DCU Center (name change)	2005	East Regional	3		
		2006	Northeast Regional	3		
		2008	Northeast Regional	3		
		2010	Northeast Regional	3		
		2012	Northeast Regional	3		
	2014	Northeast Regional	3			
	2016	Northeast Regional	3			
	2018	Northeast Regional	3			
	2022	Regional	3			
	MICHIGAN					
Ann Arbor	Yost Ice Arena	1977	First Round	1		
		1991	First Round	1		
		1998	West Regional	4		
		2002	West Regional	4		
Detroit	Olympia Stadium	2003	Midwest Regional	3		
		1977	Frozen Four	4		
	Joe Louis Arena	1979	Frozen Four	4		
		1985	Frozen Four	4		
		1987	Frozen Four	4		
		1990	Frozen Four	3		
		1992	West Regional	4		
		1993	West Regional	4		
		2010	Frozen Four	3		
		East Lansing	Ford Field	Munn Ice Arena	1984	Quarterfinals
1985	Quarterfinals				2	
1986	Quarterfinals		2			
1987	Quarterfinals		2			
1989	Quarterfinals		3			
1990	Quarterfinals		3			
1994	West Regional		4			
1996	West Regional		4			
Grand Rapids	Van Andel Arena		1997	West Regional	4	
			2001	West Regional	4	
		2004	Midwest Regional	3		
		2004	Midwest Regional	3		
		2007	Midwest Regional	3		
		2009	Midwest Regional	3		
		2013	West Regional	3		

City/State	Facility	Year	Round	No. of Games
Marquette	Lakeview Arena	1981	Quarterfinals	2
"	"	1989	First Round	3
"	"	1991	Quarterfinals	2
Sault Ste. Marie	Norris Ice Arena	1988	Quarterfinals	2
"	"	1989	First Round	2
"	"	1990	First Round	2
"	"	1991	Quarterfinals	3
<b>MINNESOTA</b>				
Duluth	Duluth Arena	1968	Frozen Four	4
"	"	1981	Frozen Four	4
"	"	1984	Quarterfinals	2
"	"	1985	Quarterfinals	2
Minneapolis	Williams Arena	1958	Frozen Four	4
"	"	1966	Frozen Four	4
"	"	1979	First Round	1
"	"	1980	First Round	1
"	"	1981	Quarterfinals	2
"	"	1983	Quarterfinals	2
"	Mariucci Arena I	1988	Quarterfinals	2
"	"	1989	Quarterfinals	2
"	"	1990	First Round	2
"	"	1991	First Round	3
"	Mariucci Arena II	2000	West Regional	4
"	"	2003	West Regional	3
"	"	2005	West Regional	3
"	"	2009	West Regional	3
St. Paul	St. Paul Civic Center	1989	Frozen Four	4
"	"	1991	Frozen Four	3
"	"	1994	Frozen Four	3
"	Xcel Energy Center	2002	Frozen Four	3
"	"	2010	West Regional	3
"	"	2011	Frozen Four	3
"	"	2012	West Regional	3
"	"	2014	West Regional	3
"	"	2016	West Regional	3
"	"	2018	Frozen Four	3
<b>MISSOURI</b>				
St. Louis	The Arena	1975	Frozen Four	4
"	Scottrade Center	2007	Frozen Four	3
"	"	2011	West Regional	3
<b>NEW HAMPSHIRE</b>				
Durham	Snively Arena	1982	Quarterfinals	2
Manchester	Verizon Wireless Arena	2004	Northeast Regional	3
"	"	2007	Northeast Regional	3
"	"	2009	Northeast Regional	3
"	"	2011	Northeast Regional	3
"	"	2013	Northeast Regional	3
"	"	2015	Northeast Regional	3
"	SNHU Arena (name change)	2017	Northeast Regional	3
"	"	2019	Northeast Regional	3
"	"	2023	Regional	3
<b>NEW YORK</b>				
Albany	Pepsi Arena	1992	Frozen Four	3
"	"	1994	East Regional	4
"	"	1996	East Regional	4
"	"	1998	East Regional	4
"	"	2000	East Regional	4
"	"	2001	Frozen Four	4
"	"	2004	East Regional	3

City/State	Facility	Year	Round	No. of Games
"	Times Union Center (name change)	2006	East Regional	3
"	"	2008	East Regional	3
"	"	2010	East Regional	3
"	"	2016	East Regional	3
"	"	2021	Regional	2
"	"	2022	Regional	3
Buffalo	HSBC Arena	2003	Frozen Four	3
	KeyBank Center (name change)	2019	Frozen Four	3
Canton	Appleton Arena	1988	Quarterfinals	2
"	"	1989	First Round	2
Hamilton	Starr Rink	1990	Quarterfinals	2
Lake Placid	Olympic Arena	1970	Frozen Four	4
"	Olympic Center	1984	Frozen Four	4
"	"	1988	Frozen Four	4
Potsdam	Walker Arena	1981	Quarterfinals	2
"	"	1991	First Round	2
Rochester	Blue Cross Arena	2007	East Regional	3
Syracuse	Onondaga County War Memorial	1967	Frozen Four	4
"	"	1971	Frozen Four	4
Troy	Houston Field House	1959	Frozen Four	4
"	"	1984	Quarterfinals	2
"	"	1985	Quarterfinals	2
Utica	Utica Memorial Auditorium	1962	Frozen Four	4
<b>NORTH DAKOTA</b>				
Fargo	Scheels Arena	2015	West Regional	3
"	"	2017	West Regional	3
"	"	2019	West Regional	3
"	"	2021	Regional	2
"	"	2023	Regional	3
Grand Forks	Ralph Engelstad Arena	1982	Quarterfinals	2
"	"	1983	Frozen Four	4
"	"	1987	Quarterfinals	2
"	"	2006	West Regional	3
<b>OHIO</b>				
Bowling Green	BGSU Ice Arena	1978	First Round	1
"	"	1988	First Round	2
Cincinnati	Riverfront Coliseum	1996	Frozen Four	3
"	U.S. Bank Arena (name change)	2014	Midwest Regional	3
"	"	2016	Midwest Regional	3
"	"	2017	Midwest Regional	3
Columbus	Schottenstein Center	2005	Frozen Four	3
Toledo	Huntington Center	2013	Midwest Regional	3
<b>PENNSYLVANIA</b>				
Allentown	PPL Center	2018	Midwest Regional	3
"	"	2019	Midwest Regional	3
"	"	2022	Regional	3
"	"	2023	Regional	3
Philadelphia	Wells Fargo Center	2014	Frozen Four	3
Pittsburgh	CONSOL Energy Center	2013	Frozen Four	3
"	PPG Paints Arena	2021	Frozen Four	3
<b>RHODE ISLAND</b>				
Providence	Meehan Auditorium	1965	Frozen Four	4
"	Schneider Arena	1978	First Round	1
"	"	1981	Quarterfinals	2
"	"	1983	Quarterfinals	2
"	Providence Civic Center	1978	Frozen Four	4
"	"	1980	Frozen Four	4
"	"	1982	Frozen Four	4
"	"	1986	Frozen Four	4
"	"	1992	East Regional	4
"	"	1995	Frozen Four	3
"	"	2000	Frozen Four	3

City/State	Facility	Year	Round	No. of Games
"	Dunkin' Donuts Center (name change)	2003	Northeast Regional	3
"	"	2013	East Regional	3
"	"	2015	East Regional	3
"	"	2017	East Regional	3
"	"	2019	East Regional	3
<b>SOUTH DAKOTA</b>				
Sioux Falls	Denny Sanford PREMIER Center	2018	West Regional	3
<b>WASHINGTON, D.C.</b>				
Washington, D.C.	Verizon Center	2009	Frozen Four	3
<b>WISCONSIN</b>				
Green Bay	Resch Center	2006	Midwest Regional	3
"	"	2011	Midwest Regional	3
"	"	2012	Midwest Regional	3
Madison	Dane County Coliseum	1982	Quarterfinals	2
"	"	1983	Quarterfinals	2
"	"	1988	First Round	2
"	"	1990	Quarterfinals	2
"	"	1995	West Regional	4
"	"	1999	West Regional	4
"	Kohl Center	2008	Mideast Regional	3
Milwaukee	Bradley Center	1993	Frozen Four	3
"	"	1997	Frozen Four	3
"	"	2006	Frozen Four	3



---

# FUTURE CHAMPIONSHIP DATES AND SITES

---

## REGIONALS

### 2024

MARYLAND HEIGHTS REGIONAL—March 29-31

Centene Community Ice Center, Maryland Heights, Mo.

Lindenwood University and St. Louis Sports Commission, hosts

PROVIDENCE REGIONAL—March 29-31

Dunkin' Donuts Center, Providence, R.I.

Brown University, host

SIOUX FALLS REGIONAL—March 29-31

Denny Sandord PREMIER Center, Sioux Falls, S.D.

University of Nebraska Omaha and Sioux Falls Sports Authority, hosts

SPRINGFIELD REGIONAL—March 29-31

MassMutual Center, Springfield, Mass.

University of Massachusetts, Amherst, host

### 2025

ALLENTOWN REGIONAL—March 28-30

PPL Center, Allentown, Pa.

Pennsylvania State University and Spectra, hosts

FARGO REGIONAL—March 28-30

Scheels Arena, Fargo, N.D.

University of North Dakota, host

MANCHESTER REGIONAL—March 28-30

SNHU Arena, Manchester, N.H.

University of New Hampshire, host

TOLEDO REGIONAL—March 28-30

Huntington Center, Toledo, Ohio

Bowling Green State University and SMG - Huntington Center, hosts

### 2026

ALBANY REGIONAL—March 27-29

Times Union Center, Albany, N.Y.

Union College (New York) and Times Union Center-Albany, hosts

LOVELAND REGIONAL—March 27-29

Budweiser Events Center, Loveland, Colo.

University of Denver and Budweiser Events Center, hosts

SIOUX FALLS REGIONAL—March 27-29

Denny Sandord PREMIER Center, Sioux Falls, S.D.

University of Nebraska Omaha and Sioux Falls Sports Authority, hosts

WORCHESTER REGIONAL—March 27-29

DCU Center, Worcester, Mass.

College of the Holy Cross, host

## FROZEN FOUR

### 2024

April 11 and 13

XCel Energy Center, St. Paul, Minn.

University of Minnesota Twin Cities, host

### 2025

April 10 and 12

Enterprise Center, St. Louis, Mo.

University of Vermont and St. Louis Sports Commission, hosts

### 2026

April 9 and 11

T-Mobile Arena, Las Vegas, Nev.

University of North Dakota and Las Vegas Events, hosts



# TOURNAMENT FIELD

All-Time Tournament Field.....96

# ALL-TIME TOURNAMENT FIELD

Note: The column "How" indicates how teams qualified for the tournament: "Q" means automatic qualifier and "L" indicates at-large selection. In the "Conference" column, for an independent or conference team that earned automatic qualification by winning the conference tournament of an unofficially recognized conference, that conference is listed in parentheses. Other notations in the conference column are listed at the end of this section.

## 1999 TOURNAMENT

School	Conference	How	National Seed	Regional Seed	Pre-Tourney				Tourney			Final				Conference			
					W	L	T	Pct.	W	L	T	W	L	T	Pct.	W	L	T	Finish
Boston College	Hockey East	Q		4	24	11	4	.667	2	1	0	26	12	4	.667	15	7	2	3rd
Clarkson	ECAC	Q		2	25	10	1	.708	0	1	0	25	11	1	.689	18	4	0	1st
Colorado Col.	WCHA	L		3	28	11	1	.713	1	1	0	29	12	1	.702	20	8	6	2nd
Denver	WCHA	Q		4	26	12	2	.675	0	1	0	26	13	2	.659	15	11	2	3rd
Maine	Hockey East	L		3	27	6	4	.784	4	0	0	31	6	4	.805	17	5	2	2nd
Michigan	CCHA	Q		5	24	10	6	.675	1	1	0	25	11	6	.667	17	8	5	2nd
Michigan St.	CCHA	L		2	28	5	7	.788	1	1	0	29	6	7	.774	20	3	7	1st
New Hampshire	Hockey East	L		1	29	6	3	.803	2	1	0	31	7	3	.793	18	3	3	1st
North Dakota	WCHA	L		1	32	5	2	.846	0	1	0	32	6	2	.825	24	2	2	1st
Northern Mich.	CCHA	L		5	22	14	5	.598	0	1	0	22	15	5	.583	14	11	5	5th
Ohio St.	CCHA	L		6	21	15	4	.575	0	1	0	21	16	4	.561	17	10	3	3rd
St. Lawrence	ECAC	L		6	23	12	3	.645	0	1	0	23	13	3	.628	15	4	3	2nd

## 2000 TOURNAMENT

School	Conference	How	National Seed	Regional Seed	Pre-Tourney				Tourney			Final				Conference			
					W	L	T	Pct.	W	L	T	W	L	T	Pct.	W	L	T	Finish
Boston College	Hockey East	L		4	26	11	1	.697	3	1	0	29	12	1	.702	15	8	1	3rd
Boston U.	Hockey East	L		3	24	9	7	.688	1	1	0	25	10	7	.679	15	3	6	1st
Colgate	ECAC	L		4	24	8	2	.735	0	1	0	24	9	2	.714	14	4	2	2nd
Maine	Hockey East	Q		1	26	7	5	.750	1	1	0	27	8	5	.738	13	7	4	4th
Michigan	CCHA	L		5	26	9	4	.718	1	1	0	27	10	4	.707	19	6	3	1st
Michigan St.	CCHA	Q		5	27	10	4	.707	0	1	0	27	11	4	.690	18	8	2	2nd
New Hampshire	Hockey East	L		3	23	8	6	.703	0	1	0	23	9	6	.684	13	5	6	2nd
Niagara	CHA	Q		6	29	7	4	.775	1	1	0	30	8	4	.762	15	0	2	1st
North Dakota	WCHA	Q		2	28	8	5	.744	3	0	0	31	8	5	.761	17	6	5	2nd
St. Cloud St.	WCHA	L		6	23	13	3	.628	0	1	0	23	14	3	.613	16	9	3	3rd
St. Lawrence	ECAC	Q		2	26	7	2	.771	1	1	0	27	8	2	.757	16	3	1	1st
Wisconsin	WCHA	L		1	31	8	1	.788	0	1	0	31	9	1	.768	23	5	0	1st

## 2001 TOURNAMENT

School	Conference	How	National Seed	Regional Seed	Pre-Tourney				Tourney			Final				Conference			
					W	L	T	Pct.	W	L	T	W	L	T	Pct.	W	L	T	Finish
Boston College	Hockey East	Q		1	30	8	2	.775	3	0	0	33	8	2	.791	17	5	2	1st
Colorado Col.	WCHA	L		3	26	12	1	.679	1	1	0	27	13	1	.671	17	11	0	4th
Maine	Hockey East	L		5	19	11	7	.608	1	1	0	20	12	7	.603	12	7	5	T2nd
Mercyhurst	MAAC	Q		6	22	11	2	.657	0	1	0	22	12	2	.639	19	6	1	1st
Michigan	CCHA	L		3	25	12	5	.655	2	1	0	27	13	5	.656	16	9	3	T2nd
Michigan St.	CCHA	Q		1	32	4	4	.850	1	1	0	33	5	4	.833	21	4	3	1st
Minnesota	WCHA	L		4	27	12	2	.683	0	1	0	27	13	2	.667	18	8	2	3rd
North Dakota	WCHA	L		2	27	7	9	.733	2	1	0	29	8	9	.728	18	4	6	1st
Providence	Hockey East	L		5	22	13	5	.613	0	1	0	22	14	5	.598	13	8	3	T2nd
St. Cloud St.	WCHA	Q		2	31	8	1	.788	0	1	0	31	9	1	.768	20	8	0	2nd
St. Lawrence	ECAC	Q		6	20	12	4	.611	0	1	0	20	13	4	.595	13	6	3	2nd
Wisconsin	WCHA	L		4	21	14	4	.590	1	1	0	22	15	4	.585	14	10	4	5th

## 2002 TOURNAMENT

School	Conference	How	National Seed	Regional Seed	Pre-Tourney				Tourney			Final				Conference			
					W	L	T	Pct.	W	L	T	W	L	T	Pct.	W	L	T	Finish
Boston U.	Hockey East	L	4	2	25	9	3	.716	0	1	0	25	10	3	.697	15	6	3	T2nd
Colorado Col.	WCHA	L		6	26	12	3	.671	1	1	0	27	13	3	.663	16	10	2	4th
Cornell	ECAC	L		4	24	7	2	.758	1	1	0	25	8	2	.743	17	3	2	1st
Denver	WCHA	Q	2	1	32	7	1	.813	0	1	0	32	8	1	.793	21	6	1	1st
Harvard	ECAC	L		6	15	14	4	.515	0	1	0	15	15	4	.500	19	8	3	T3rd
Maine	Hockey East	L		3	23	10	7	.663	3	1	0	26	11	7	.670	14	5	5	T2nd
Michigan	CCHA	Q		4	26	10	5	.695	2	1	0	28	11	5	.693	19	5	4	1st
Michigan St.	CCHA	L		3	27	8	5	.738	0	1	0	27	9	5	.720	18	6	4	2nd
Minnesota	WCHA	L	3	2	29	8	4	.756	3	0	0	32	8	4	.773	18	7	3	3rd
New Hampshire	Hockey East	Q	1	1	29	6	3	.803	1	1	0	30	7	3	.788	17	4	3	1st
Quinnipiac	MAAC	Q		5	10	12	5	.463	0	1	0	10	13	5	.446	15	6	5	2nd
St. Cloud St.	WCHA	L		5	29	10	2	.732	0	1	0	29	11	2	.714	19	7	2	2nd

## 2003 TOURNAMENT

School	Conference	How	National Seed	Regional Seed	Pre-Tourney				Tourney			Final				Conference			
					W	L	T	Pct.	W	L	T	W	L	T	Pct.	W	L	T	Finish
Boston College	Hockey East	L		2	23	10	4	.676	1	1	0	24	11	4	.667	16	6	2	T1st
Boston U.	Hockey East	L		2	24	13	3	.638	1	1	0	25	14	3	.631	13	10	1	T4th
Colorado Col.	WCHA	L	2	1	29	6	5	.788	1	1	0	30	7	5	.774	19	4	5	1st
Cornell	ECAC	Q	1	1	28	4	1	.864	2	1	0	30	5	1	.847	19	2	1	1st
Ferris St.	CCHA	L		2	30	9	1	.763	1	1	0	31	10	1	.750	22	5	1	1st
Harvard	ECAC	L		3	22	9	2	.697	0	1	0	22	10	2	.676	17	4	1	2nd
Maine	Hockey East	L		2	24	9	5	.697	0	1	0	24	10	5	.679	14	6	4	3rd
Mercyhurst	MAAC	Q		4	22	12	2	.639	0	1	0	22	13	2	.622	19	5	2	1st
Michigan	CCHA	Q		3	28	9	3	.738	2	1	0	30	10	3	.733	18	7	3	2nd
Minnesota	WCHA	Q	3	1	24	8	9	.695	4	0	0	28	8	9	.722	15	6	7	T2nd
Minnesota St.	WCHA	L		4	20	10	10	.625	0	1	0	20	11	10	.610	15	6	7	T2nd
New Hampshire	Hockey East	Q	4	1	25	7	6	.737	3	1	0	28	8	6	.738	15	5	4	T1st
North Dakota	WCHA	L		3	26	11	5	.679	0	1	0	26	12	5	.663	14	9	5	4th
Ohio St.	CCHA	L		3	25	12	5	.655	0	1	0	25	13	5	.640	16	8	4	3rd
St. Cloud St.	WCHA	L		4	17	15	5	.527	0	1	0	17	16	5	.513	12	11	5	6th
Wayne St. (MI)	CHA	Q		4	21	16	2	.564	0	1	0	21	17	2	.550	11	7	2	3rd

## 2004 TOURNAMENT

School	Conference	How	National Seed	Regional Seed	Pre-Tourney				Tourney			Final				Conference			
					W	L	T	Pct.	W	L	T	W	L	T	Pct.	W	L	T	Finish
Boston College	Hockey East	L	2	1	27	8	4	.744	2	1	0	29	9	4	.738	17	4	3	1st
Denver	WCHA	L		2	23	12	5	.638	4	0	0	27	12	5	.670	13	10	5	T4th
Harvard	ECAC	Q		4	18	14	3	.557	0	1	0	18	15	3	.542	10	10	2	6th
Holy Cross	Atlantic	Q		4	22	9	4	.686	0	1	0	22	10	4	.667	17	4	3	1st
Maine	Hockey East	Q	3	1	30	7	3	.788	3	1	0	33	8	3	.784	17	5	2	2nd
Miami (OH)	CCHA	L		3	22	9	4	.686	0	1	0	22	10	4	.667	17	8	3	2nd
Michigan	CCHA	L		2	26	13	2	.659	1	1	0	27	14	2	.651	18	8	2	1st
Michigan St.	CCHA	L		3	23	16	2	.585	0	1	0	23	17	2	.571	17	9	2	3rd
Minn. Duluth	WCHA	L		2	26	12	4	.667	2	1	0	28	13	4	.667	19	7	2	2nd
Minnesota	WCHA	Q	4	1	26	13	3	.655	1	1	0	27	14	3	.648	15	12	1	T4th
New Hampshire	Hockey East	L		3	20	14	6	.575	0	1	0	20	15	6	.561	10	8	6	4th
Niagara	CHA	Q		4	21	14	3	.592	0	1	0	21	15	3	.577	14	6	0	2nd
North Dakota	WCHA	L	1	1	29	7	3	.782	1	1	0	30	8	3	.768	20	5	3	1st
Notre Dame	CCHA	L		4	20	14	4	.579	0	1	0	20	15	4	.564	14	11	3	5th
Ohio St.	CCHA	Q		2	26	15	0	.634	0	1	0	26	16	0	.619	16	12	0	4th
Wisconsin	WCHA	L		3	21	12	8	.610	1	1	0	22	13	8	.605	14	7	7	3rd

## 2005 TOURNAMENT

School	Conference	How	National Regional		Pre-Tourney				Tourney			Final				Conference			
			Seed	Seed	W	L	T	Pct.	W	L	T	W	L	T	Pct.	W	L	T	Finish
Bemidji St.	CHA	Q		4	23	12	1	.653	0	1	0	23	13	1	.635	16	4	0	1st
Boston College	Hockey East	Q	1	1	25	6	7	.750	1	1	0	26	7	7	.738	14	3	7	1st
Boston U.	Hockey East	L		3	23	13	4	.625	0	1	0	23	14	4	.610	15	5	4	T2nd
Colgate	ECAC	L		4	25	10	3	.697	0	1	0	25	11	3	.679	14	5	3	3rd
Colorado Col.	WCHA	L	3	1	29	8	3	.763	2	1	0	31	9	3	.756	19	7	2	T1st
Cornell	ECAC	Q		2	26	4	3	.833	1	1	0	27	5	3	.814	18	2	2	1st
Denver	WCHA	Q	2	1	28	9	2	.744	4	0	0	32	9	2	.767	19	7	2	T1st
Harvard	ECAC	L		3	21	9	3	.682	0	1	0	21	10	3	.662	15	5	2	2nd
Maine	Hockey East	L		4	20	12	7	.603	0	1	0	20	13	7	.588	13	6	5	4th
Mercyhurst	Atlantic	Q		4	18	15	4	.541	0	1	0	18	16	4	.526	14	7	3	T2nd
Michigan	CCHA	Q		2	30	7	3	.788	1	1	0	31	8	3	.774	23	3	2	1st
Minnesota	WCHA	L	4	1	26	14	1	.646	2	1	0	28	15	1	.648	17	10	1	T3rd
New Hampshire	Hockey East	L		2	25	10	5	.688	1	1	0	26	11	5	.679	15	5	4	T2nd
North Dakota	WCHA	L		2	22	14	5	.598	3	1	0	25	15	5	.611	13	12	3	5th
Ohio St.	CCHA	L		3	27	10	4	.707	0	1	0	27	11	4	.690	21	5	2	2nd
Wisconsin	WCHA	L		3	23	13	4	.625	0	1	0	23	14	4	.610	16	9	3	T3rd

## 2006 TOURNAMENT

School	Conference	How	National Regional		Pre-Tourney				Tourney			Final				Conference			
			Seed	Seed	W	L	T	Pct.	W	L	T	W	L	T	Pct.	W	L	T	Finish
Bemidji St.	CHA	Q		4	20	13	3	.597	0	1	0	20	14	3	.581	12	7	1	2nd
Boston College	Hockey East	L		3	23	12	3	.645	3	1	0	26	13	3	.655	17	8	2	T2nd
Boston U.	Hockey East	Q	3	1	25	9	4	.711	1	1	0	26	10	4	.700	17	7	3	1st
Colorado Col.	WCHA	L		3	24	15	2	.610	0	1	0	24	16	2	.595	15	11	2	T4th
Cornell	ECAC	L		2	20	8	4	.688	1	1	0	21	9	4	.676	13	6	3	3rd
Harvard	ECAC	Q		2	21	11	2	.647	0	1	0	21	12	2	.629	13	8	1	4th
Holy Cross	Atlantic	Q		4	26	9	2	.730	1	1	0	27	10	2	.718	19	7	2	1st
Maine	Hockey East	L		3	26	11	2	.692	2	1	0	28	12	2	.690	17	8	2	T2nd
Miami (OH)	CCHA	L		2	26	8	4	.737	0	1	0	26	9	4	.718	20	6	2	1st
Michigan	CCHA	L		3	21	14	5	.588	0	1	0	21	15	5	.573	13	10	5	3rd
Michigan St.	CCHA	Q	4	1	24	11	8	.651	1	1	0	25	12	8	.644	14	7	7	2nd
Minnesota	WCHA	L	2	1	27	8	5	.738	0	1	0	27	9	5	.720	20	5	3	1st
New Hampshire	Hockey East	L		4	20	12	7	.603	0	1	0	20	13	7	.588	14	7	6	4th
North Dakota	WCHA	Q		2	27	15	1	.640	2	1	0	29	16	1	.641	16	12	0	T4th
Omaha	CCHA	L		4	20	14	6	.575	0	1	0	20	15	6	.561	12	10	6	5th
Wisconsin	WCHA	L	1	1	26	10	3	.705	4	0	0	30	10	3	.733	17	8	3	T2nd

## 2007 TOURNAMENT

School	Conference	How	National Regional		Pre-Tourney				Tourney			Final				Conference			
			Seed	Seed	W	L	T	Pct.	W	L	T	W	L	T	Pct.	W	L	T	Finish
Air Force	Atlantic	Q		4	19	5	5	.741	0	1	0	19	6	5	.717	13	10	5	5th
Ala.-Huntsville	CHA	Q		4	13	19	3	.414	0	1	0	13	20	3	.403	7	11	2	5th
Boston College	Hockey East	Q		2	26	11	1	.697	3	1	0	29	12	1	.702	18	8	1	2nd
Boston U.	Hockey East	L		2	20	9	9	.645	0	1	0	20	10	9	.628	13	6	8	3rd
Clarkson	ECAC	Q	3	1	25	8	5	.724	0	1	0	25	9	5	.705	13	5	4	2nd
Maine	Hockey East	L		3	21	14	2	.595	2	1	0	23	15	2	.600	14	12	1	T5th
Massachusetts	Hockey East	L		4	26	10	2	.711	1	1	0	27	11	2	.700	15	9	3	4th
Miami (OH)	CCHA	L		4	23	13	4	.625	1	1	0	24	14	4	.619	16	8	4	3rd
Michigan	CCHA	L		2	26	11	1	.697	0	1	0	26	12	1	.679	18	9	1	2nd
Michigan St.	CCHA	L		3	22	13	3	.618	4	0	0	26	13	3	.655	15	10	3	4th
Minnesota	WCHA	Q	1	1	30	9	3	.750	1	1	0	31	10	3	.739	18	7	3	1st
New Hampshire	Hockey East	L	4	1	26	10	2	.711	0	1	0	26	11	2	.692	18	7	2	1st
North Dakota	WCHA	L		3	22	13	5	.613	2	1	0	24	14	5	.616	13	10	5	3rd
Notre Dame	CCHA	Q	2	1	31	6	3	.813	1	1	0	32	7	3	.798	21	4	3	1st
St. Cloud St.	WCHA	L		2	22	10	7	.654	0	1	0	22	11	7	.638	14	7	7	2nd
St. Lawrence	ECAC	L		3	23	13	2	.632	0	1	0	23	14	2	.615	16	5	1	1st



## 2008 TOURNAMENT

School	Conference	How	National Regional		Pre-Tourney				Tourney			Final				Conference			
			Seed	Seed	W	L	T	Pct.	W	L	T	W	L	T	Pct.	W	L	T	Finish
Air Force	Atlantic	Q		4	21	11	6	.632	0	1	0	21	12	6	.615	14	9	5	3rd
Boston College	Hockey East	Q		2	21	11	8	.625	4	0	0	25	11	8	.659	11	9	7	4th
Clarkson	ECAC	L		3	21	12	4	.622	1	1	0	22	13	4	.615	15	4	3	1st
Colorado Col.	WCHA	L		2	28	11	1	.713	0	1	0	28	12	1	.695	21	6	1	1st
Denver	WCHA	Q		2	26	13	1	.663	0	1	0	26	14	1	.646	16	11	1	3rd
Miami (OH)	CCHA	L	2	1	32	7	1	.813	1	1	0	33	8	1	.798	21	6	1	2nd
Michigan	CCHA	Q	1	1	31	5	4	.825	2	1	0	33	6	4	.814	20	4	4	1st
Michigan St.	WCHA	L		3	24	11	5	.663	1	1	0	25	12	5	.655	12	12	4	T4th
Minnesota	WCHA	L		3	19	16	9	.534	0	1	0	19	17	9	.522	9	12	7	7th
New Hampshire	Hockey East	L	4	1	25	9	3	.716	0	1	0	25	10	3	.697	19	5	3	1st
Niagara	CHA	Q		4	22	10	4	.667	0	1	0	22	11	4	.649	12	6	2	2nd
North Dakota	WCHA	L	3	1	26	10	4	.700	2	1	0	28	11	4	.698	18	7	3	2nd
Notre Dame	CCHA	L		4	24	15	4	.605	3	1	0	27	16	4	.617	15	9	4	4th
Princeton	ECAC	Q		4	21	13	0	.618	0	1	0	21	14	0	.600	14	8	0	2nd
St. Cloud St.	WCHA	L		2	19	15	5	.551	0	1	0	19	16	5	.538	12	12	4	T4th
Wisconsin	WCHA	L		3	15	16	7	.487	1	1	0	16	17	7	.488	11	12	5	6th

## 2009 TOURNAMENT

School	Conference	How	National Regional		Pre-Tourney				Tourney			Final				Conference			
			Seed	Seed	W	L	T	Pct.	W	L	T	W	L	T	Pct.	W	L	T	Finish
Air Force	Atlantic	Q		4	27	10	2	.718	1	1	0	28	11	2	.707	20	6	2	1st
Bemidji St.	CHA	Q		4	18	15	1	.544	2	1	0	20	16	1	.554	12	5	1	1st
Boston U.	Hockey East	Q	1	1	31	6	4	.805	4	0	0	35	6	4	.822	18	5	4	1st
Cornell	ECAC	L		3	21	9	4	.676	1	1	0	22	10	4	.667	13	6	3	2nd
Denver	WCHA	L	3	1	23	11	5	.654	0	1	0	23	12	5	.638	16	8	4	2nd
Miami (OH)	CCHA	L		4	20	12	5	.608	3	1	0	23	13	5	.622	17	7	4	3rd
Michigan	CCHA	L	4	1	29	11	0	.725	0	1	0	29	12	0	.707	20	8	0	2nd
Minn. Duluth	WCHA	Q		2	21	12	8	.610	1	1	0	22	13	8	.605	10	11	7	7th
New Hampshire	Hockey East	L		3	19	12	5	.597	1	1	0	20	13	5	.592	15	8	4	T3rd
North Dakota	WCHA	L		2	24	14	4	.619	0	1	0	24	15	4	.605	17	7	4	1st
Northeastern	Hockey East	L		2	25	11	4	.675	0	1	0	25	12	4	.659	15	6	3	2nd
Notre Dame	CCHA	Q	2	1	31	5	3	.833	0	1	0	31	6	3	.813	21	4	3	1st
Ohio St.	CCHA	L		4	23	14	4	.610	0	1	0	23	15	4	.595	13	11	4	5th
Princeton	ECAC	L		3	22	11	1	.662	0	1	0	22	12	1	.643	14	8	0	3rd
Vermont	Hockey East	L		3	20	11	5	.625	2	1	0	22	12	5	.628	15	8	4	T3rd
Yale	ECAC	Q		2	24	7	2	.758	0	1	0	24	8	2	.735	15	5	2	1st

## 2010 TOURNAMENT

School	Conference	How	National Regional		Pre-Tourney				Tourney			Final				Conference			
			Seed	Seed	W	L	T	Pct.	W	L	T	W	L	T	Pct.	W	L	T	Finish
Ala.-Huntsville	CHA	Q		4	12	17	3	.422	0	1	0	12	18	3	.409	6	10	2	T3rd
Alas. Fairbanks*	CCHA	L		4	0	11	9	.592	0	0	0	18	12	9	.577	0	9	8	5th
Bemidji St.	CHA	L		2	23	9	4	.694	0	1	0	23	10	4	.676	14	3	1	1st
Boston College	Hockey East	Q	4	1	25	10	3	.697	4	0	0	29	10	3	.726	16	8	3	2nd
Cornell	ECAC	Q		2	21	8	4	.697	0	1	0	21	9	4	.676	14	5	3	2nd
Denver	WCHA	L	2	1	27	9	4	.725	0	1	0	27	10	4	.707	19	5	4	1st
Miami (OH)	CCHA	L	1	1	27	7	7	.744	2	1	0	29	8	7	.739	21	2	5	1st
Michigan	CCHA	Q		3	25	17	1	.593	1	1	0	26	18	1	.589	14	13	1	7th
New Hampshire	Hockey East	L		3	17	13	7	.554	1	1	0	18	14	7	.551	15	6	6	1st
North Dakota	WCHA	A		2	25	12	5	.655	0	1	0	25	13	5	.640	15	10	3	T4th
Northern Mich.	CCHA	L		3	20	12	8	.600	0	1	0	20	13	8	.585	13	9	6	4th
RIT	Atlantic	Q		4	26	11	1	.697	2	1	0	28	12	1	.695	22	5	1	1st
St. Cloud St.	WCHA	L		2	23	13	5	.622	1	1	0	24	14	5	.616	15	9	4	3rd
Vermont	Hockey East	L		4	17	14	7	.539	0	1	0	17	15	7	.526	9	11	7	8th
Wisconsin	WCHA	L	3	1	25	10	4	.692	3	1	0	28	11	4	.698	17	8	3	2nd
Yale	ECAC	L		3	20	9	3	.672	1	1	0	21	10	3	.662	15	5	2	1st

\* Alas. Fairbanks participation in tournament (0-1) and all wins vacated by NCAA Committee on Infractions.

## 2011 TOURNAMENT

School	Conference	How	National Seed	Regional Seed	Pre-Tourney				Tourney			Final				Conference			
					W	L	T	Pct.	W	L	T	W	L	T	Pct.	W	L	T	Finish
Air Force	Atlantic	Q		4	20	11	6	.622	0	1	0	20	12	6	.605	14	7	6	2nd
Boston College	Hockey East	Q	3	1	30	7	1	.803	0	1	0	30	8	1	.782	20	6	1	1st
Colorado Col.	WCHA	L		4	22	18	3	.547	1	1	0	23	19	3	.544	13	13	2	6th
Denver	WCHA	L		2	24	11	5	.663	1	1	0	25	12	5	.655	17	8	3	2nd
Merrimack	Hockey East	L		2	25	9	4	.711	0	1	0	25	10	4	.692	16	8	3	4th
Miami (OH)	CCHA	Q	4	1	23	9	6	.684	0	1	0	23	10	6	.667	16	7	5	3rd
Michigan	CCHA	L		2	26	10	4	.700	3	1	0	29	11	4	.705	20	7	1	1st
Minn. Duluth	WCHA	L		3	22	10	6	.658	4	0	0	26	10	6	.690	15	8	5	4th
New Hampshire	Hockey East	L		4	21	10	6	.649	1	1	0	22	11	6	.641	17	6	4	2nd
North Dakota	WCHA	A	2	1	30	8	3	.768	2	1	0	32	9	3	.761	21	6	1	1st
Notre Dame	CCHA	L		3	23	13	5	.622	2	1	0	25	14	5	.625	18	7	3	2nd
Omaha	WCHA	L		3	21	15	2	.579	0	1	0	21	16	2	.564	17	9	2	3rd
Rensselaer	ECAC	L		4	20	12	5	.608	0	1	0	20	13	5	.592	11	9	2	T4th
Union (NY)	ECAC	L		2	26	9	4	.718	0	1	0	26	10	4	.700	17	3	2	1st
Western Mich.	CCHA	L		3	19	12	10	.585	0	1	0	19	13	10	.571	10	9	9	4th
Yale	ECAC	Q	1	1	27	6	1	.809	1	1	0	28	7	1	.792	17	4	1	2nd

## 2012 TOURNAMENT

School	Conference	How	National Seed	Regional Seed	Pre-Tourney				Tourney			Final				Conference			
					W	L	T	Pct.	W	L	T	W	L	T	Pct.	W	L	T	Finish
Air Force	Atlantic	Q		4	21	10	7	.645	0	1	0	21	11	7	.628	15	6	6	1st
Boston College	Hockey East	Q	1	1	29	10	1	.738	4	0	0	33	10	1	.761	19	7	1	1st
Boston U.	Hockey East	L		3	23	14	1	.618	0	1	0	23	15	1	.603	17	9	1	T2nd
Cornell	ECAC	L		4	18	8	7	.652	1	1	0	19	9	7	.643	12	4	6	2nd
Denver	WCHA	L		3	25	13	4	.643	0	1	0	25	14	4	.628	16	8	4	3rd
Ferris St.	CCHA	L		2	23	11	5	.654	3	1	0	26	12	5	.663	16	7	5	1st
Maine	Hockey East	L		3	23	13	3	.628	0	1	0	23	14	3	.613	15	10	2	4th
Miami (OH)	CCHA	L		2	24	14	2	.625	0	1	0	24	15	2	.610	15	11	2	4th
Michigan	CCHA	L	2	1	24	12	4	.650	0	1	0	24	13	4	.634	15	9	4	T2nd
Michigan St.	CCHA	L		4	19	15	4	.553	0	1	0	19	16	4	.538	14	11	3	5th
Minn. Duluth	WCHA	L		2	24	9	6	.692	1	1	0	25	10	6	.683	16	7	5	2nd
Minnesota	WCHA	L		2	26	13	1	.663	2	1	0	28	14	1	.663	20	8	0	1st
North Dakota	WCHA	A	4	1	25	12	3	.663	1	1	0	26	13	3	.655	16	11	1	4th
UMass Lowell	Hockey East	L		3	23	12	1	.653	1	1	0	24	13	1	.645	17	9	1	T2nd
Union (NY)	ECAC	Q	3	1	24	7	7	.724	2	1	0	26	8	7	.720	14	4	4	1st
Western Mich.	CCHA	Q		4	21	13	6	.600	0	1	0	21	14	6	.585	14	10	4	T2nd

## 2013 TOURNAMENT

School	Conference	How	National Seed	Regional Seed	Pre-Tourney				Tourney			Final				Conference			
					W	L	T	Pct.	W	L	T	W	L	T	Pct.	W	L	T	Finish
Boston College	Hockey East	L		2	22	11	4	.649	0	1	0	22	12	4	.632	15	9	3	2nd
Canisius	Atlantic	Q		4	19	18	5	.512	0	1	0	19	19	5	.500	12	13	2	T7th
Denver	WCHA	L		3	20	13	5	.592	0	1	0	20	14	5	.577	14	9	5	T4th
Miami (OH)	CCHA	L		2	24	11	5	.663	1	1	0	25	12	5	.655	17	7	4	1st
Minnesota	WCHA	L	2	1	26	8	5	.731	0	1	0	26	9	5	.713	16	7	5	T1st
Minnesota St.	WCHA	L		3	24	13	3	.638	0	1	0	24	14	3	.622	16	11	1	T4th
New Hampshire	Hockey East	L		2	19	11	7	.608	1	1	0	20	12	7	.603	13	8	6	T3rd
Niagara	Atlantic	L		3	23	9	5	.689	0	1	0	23	10	5	.671	20	5	2	1st
North Dakota	WCHA	L		2	21	12	7	.613	1	1	0	22	13	7	.607	14	7	7	3rd
Notre Dame	CCHA	Q	4	1	25	12	3	.663	0	1	0	25	13	3	.646	17	8	3	2nd
Quinnipiac	ECAC	L	1	1	27	7	5	.756	3	1	0	30	8	5	.756	17	2	3	1st
St. Cloud St.	WCHA	L		4	23	15	1	.603	2	1	0	25	16	1	.607	18	9	1	T1st
UMass Lowell	Hockey East	Q	3	1	26	10	2	.711	2	1	0	28	11	2	.707	16	9	2	1st
Union (NY)	ECAC	Q		3	21	12	5	.618	1	1	0	22	13	5	.613	10	8	4	4th
Wisconsin	WCHA	Q		4	22	12	7	.622	0	1	0	22	13	7	.607	13	8	7	T4th
Yale	ECAC	L		4	18	12	3	.591	4	0	0	22	12	3	.635	12	9	1	3rd

## 2014 TOURNAMENT

School	Conference	How	National Regional		Pre-Tourney				Tourney			Final				Conference			
			Seed	Seed	W	L	T	Pct.	W	L	T	W	L	T	Pct.	W	L	T	Finish
Boston College	Hockey East	L	2	1	26	7	4	.757	2	1	0	28	8	4	.750	16	2	2	1st
Colgate	ECAC	L		3	20	13	5	.592	0	1	0	20	14	5	.577	13	6	3	2nd
Denver	NCHC	Q		4	20	15	6	.561	0	1	0	20	16	6	.548	10	11	3	6th
Ferris St.	WCHA	L		2	28	10	3	.720	1	1	0	29	11	3	.709	20	6	2	1st
Minnesota	Big Ten	L	1	1	25	6	6	.757	3	1	0	28	7	6	.756	14	3	3	1st
Minnesota St.	WCHA	Q		3	26	13	1	.663	0	1	0	26	14	1	.646	20	7	1	2nd
North Dakota	NCHC	L		4	23	13	3	.628	2	1	0	25	14	3	.631	15	9	0	2nd
Notre Dame	Hockey East	L		2	23	14	2	.615	0	1	0	23	15	2	.600	9	9	2	T7th
Providence	Hockey East	L		3	21	10	6	.649	1	1	0	22	11	6	.641	11	7	2	3rd
Quinnipiac	ECAC	L		2	24	9	6	.692	0	1	0	24	10	6	.675	12	6	4	3rd
Robert Morris	Atlantic	Q		4	19	17	5	.524	0	1	0	19	18	5	.512	13	9	5	5th
St. Cloud St.	NCHC	L		3	21	10	5	.653	1	1	0	22	11	5	.645	15	6	3	1st
UMass Lowell	Hockey East	Q		2	25	10	4	.692	1	1	0	26	11	4	.683	11	6	3	2nd
Union (NY)	ECAC	Q	3	1	28	6	4	.789	4	0	0	32	6	4	.810	18	3	1	1st
Vermont	Hockey East	L		4	20	14	3	.581	0	1	0	20	15	3	.566	10	10	0	T7th
Wisconsin	Big Ten	Q	4	1	24	10	2	.694	0	1	0	24	11	2	.676	13	6	1	2nd

## 2015 TOURNAMENT

School	Conference	How	National Regional		Pre-Tourney				Tourney			Final				Conference			
			Seed	Seed	W	L	T	Pct.	W	L	T	W	L	T	Pct.	W	L	T	Finish
Boston College	Hockey East	L		3	21	13	3	.608	0	1	0	21	14	3	.592	12	7	3	T2nd
Boston U.	Hockey East	Q	3	1	25	7	5	.743	3	1	0	28	8	5	.744	14	5	3	1st
Denver	NCHC	L		2	23	13	2	.632	1	1	0	24	14	2	.625	13	10	1	4th
Harvard	ECAC	Q		3	21	12	3	.625	0	1	0	21	13	3	.608	11	8	3	6th
Miami (OH)	NCHC	Q	4	1	25	13	1	.654	0	1	0	25	14	1	.638	14	9	1	2nd
Michigan Tech	WCHA	L		2	29	9	2	.750	0	1	0	29	10	2	.732	21	5	2	2nd
Minn. Duluth	NCHC	L		2	20	15	3	.566	1	1	0	21	16	3	.563	12	9	3	T5th
Minnesota	Big Ten	Q		3	23	12	3	.645	0	1	0	23	13	3	.628	12	5	3	1st
Minnesota St.	WCHA	Q	1	1	29	7	3	.782	0	1	0	29	8	3	.763	21	4	3	1st
North Dakota	NCHC	L	2	1	27	9	3	.731	2	1	0	29	10	3	.726	16	6	2	1st
Omaha	NCHC	L		2	18	12	6	.583	2	1	0	20	13	6	.590	12	8	4	3rd
Providence	Hockey East	L		4	22	13	2	.622	4	0	0	26	13	2	.659	13	8	1	T2nd
Quinnipiac	ECAC	L		4	23	11	4	.658	0	1	0	23	12	4	.641	16	3	3	1st
RIT	Atlantic	Q		4	19	14	5	.566	1	1	0	20	15	5	.563	14	9	5	T3rd
St. Cloud St.	NCHC	L		3	19	18	1	.513	1	1	0	20	19	1	.513	11	12	1	T5th
Yale	ECAC	L		4	18	9	5	.641	0	1	0	18	10	5	.621	12	6	4	3rd

## 2016 TOURNAMENT

School	Conference	How	National Regional		Pre-Tourney				Tourney			Final				Conference			
			Seed	Seed	W	L	T	Pct.	W	L	T	W	L	T	Pct.	W	L	T	Finish
Boston College	Hockey East	L		2	26	7	5	.750	2	1	0	28	8	5	.744	15	2	5	T1st
Boston U.	Hockey East	L		3	21	12	5	.618	0	1	0	21	13	5	.603	12	6	4	T4th
Denver	NCHC	L		2	23	9	6	.684	2	1	0	25	10	6	.683	17	5	2	T2nd
Ferris St.	WCHA	Q		4	19	14	6	.564	1	1	0	20	15	6	.561	13	11	4	4th
Harvard	ECAC	L		3	19	10	4	.636	0	1	0	19	11	4	.618	12	6	4	3rd
Michigan	Big Ten	Q		2	24	7	5	.736	1	1	0	25	8	5	.724	12	5	3	2nd
Minn. Duluth	NCHC	L		4	18	15	5	.539	1	1	0	19	16	5	.538	11	10	3	4th
North Dakota	NCHC	L	3	1	30	6	4	.800	4	0	0	34	6	4	.818	19	4	1	1st
Northeastern	Hockey East	Q		4	22	13	5	.613	0	1	0	22	14	5	.598	10	8	4	6th
Notre Dame	Hockey East	L		3	19	10	7	.625	0	1	0	19	11	7	.608	15	5	2	3rd
Providence	Hockey East	L	4	1	27	6	4	.784	0	1	0	27	7	4	.763	16	3	3	T1st
Quinnipiac	ECAC	Q	1	1	29	3	7	.833	3	1	0	32	4	7	.826	16	1	5	1st
RIT	Atlantic	Q		4	18	14	6	.553	0	1	0	18	15	6	.538	14	9	5	5th
St. Cloud St.	NCHC	Q	2	1	31	8	1	.788	0	1	0	31	9	1	.768	17	6	1	T2nd
UMass Lowell	Hockey East	L		2	24	9	5	.697	1	1	0	25	10	5	.688	12	6	4	T4th
Yale	ECAC	L		3	19	8	4	.677	0	1	0	19	9	4	.656	14	5	3	2nd

## 2017 TOURNAMENT

School	Conference	How	National Seed	Regional Seed	Pre-Tourney				Tourney			Final				Conference			
					W	L	T	Pct.	W	L	T	W	L	T	Pct.	W	L	T	Finish
Air Force	Atlantic	Q		3	26	9	5	.713	1	1	0	27	10	5	.702	19	6	3	2nd
Boston U.	Hockey East	L		2	23	11	3	.662	1	1	0	24	12	3	.654	13	6	3	T1st
Cornell	ECAC	L		3	21	8	5	.691	0	1	0	21	9	5	.671	13	4	5	3rd
Denver	NCHC	L	1	1	29	7	4	.775	4	0	0	33	7	4	.795	18	3	3	1st
Harvard	ECAC	Q	3	1	26	5	2	.818	2	1	0	28	6	2	.806	16	4	2	T1st
Michigan Tech	WCHA	Q		4	23	14	7	.602	0	1	0	23	15	7	.589	15	7	6	2nd
Minn. Duluth	NCHC	Q	2	1	25	6	7	.750	3	1	0	28	7	7	.750	15	5	4	2nd
Minnesota	Big Ten	L	4	1	23	11	3	.662	0	1	0	23	12	3	.645	14	5	1	1st
North Dakota	NCHC	L		3	21	15	3	.577	0	1	0	21	16	3	.563	11	12	1	4th
Notre Dame	Hockey East	L		4	21	11	5	.635	2	1	0	23	12	5	.638	12	6	4	4th
Ohio St.	Big Ten	L		4	21	11	6	.632	0	1	0	21	12	6	.615	11	8	1	3rd
Penn St.	Big Ten	Q		3	24	11	2	.676	1	1	0	25	12	2	.667	10	9	1	4th
Providence	Hockey East	L		4	22	11	5	.645	0	1	0	22	12	5	.628	12	7	3	5th
UMass Lowell	Hockey East	Q		2	26	10	3	.705	1	1	0	27	11	3	.695	14	7	1	T1st
Union (NY)	ECAC	L		2	25	9	3	.716	0	1	0	25	10	3	.697	16	4	2	T1st
Western Mich.	NCHC	L		2	22	12	5	.628	0	1	0	22	13	5	.613	13	9	2	3rd

## 2018 TOURNAMENT

School	Conference	How	National Seed	Regional Seed	Pre-Tourney				Tourney			Final				Conference			
					W	L	T	Pct.	W	L	T	W	L	T	Pct.	W	L	T	Finish
Air Force	Atlantic	Q		4	22	14	5	.598	1	1	0	23	15	5	.593	13	11	4	T3rd
Boston U.	Hockey East	Q		4	21	13	4	.605	1	1	0	22	14	4	.600	12	8	4	4th
Clarkson	ECAC	L		3	23	10	6	.667	0	1	0	23	11	6	.650	12	5	5	3rd
Cornell	ECAC	L	3	1	25	5	2	.813	0	1	0	25	6	2	.788	17	3	2	1st
Denver	NCHC	Q		2	22	9	8	.667	1	1	0	23	10	8	.659	12	6	6	2nd
Michigan	Big Ten	L		2	20	14	3	.581	2	1	0	22	15	3	.588	24	11	10	3rd
Michigan Tech	WCHA	Q		4	22	16	5	.570	0	1	0	22	17	5	.557	12	11	5	5th
Minn. Duluth	NCHC	L		3	21	16	3	.563	4	0	0	25	16	3	.602	13	11	0	3rd
Minnesota St.	WCHA	L		2	29	9	1	.756	0	1	0	29	10	1	.738	22	5	1	1st
Northeastern	Hockey East	L		3	23	9	5	.689	0	1	0	23	10	5	.671	15	6	3	2nd
Notre Dame	Big Ten	Q	2	1	25	9	2	.722	3	1	0	28	10	2	.725	24	17	6	1st
Ohio St.	Big Ten	L	4	1	24	9	5	.697	2	1	0	26	10	5	.695	24	14	8	2nd
Penn St.	Big Ten	L		3	18	14	5	.554	0	1	0	18	15	5	.539	24	9	10	4th
Princeton	ECAC	Q		4	19	12	4	.600	0	1	0	19	13	4	.583	10	10	2	7th
Providence	Hockey East	L		2	23	11	4	.658	1	1	0	24	12	4	.650	13	7	4	3rd
St. Cloud St.	NCHC	L	1	1	25	8	6	.718	0	1	0	25	9	6	.700	16	4	4	1st

## 2019 TOURNAMENT

School	Conference	How	National Seed	Regional Seed	Pre-Tourney				Tourney			Final				Conference			
					W	L	T	Pct.	W	L	T	W	L	T	Pct.	W	L	T	Finish
American Int'l	Atlantic	Q		4	22	16	1	.577	1	1	0	23	17	1	.573	18	9	1	1st
Arizona St.	Independent	L		3	21	12	1	.632	0	1	0	21	13	1	.614				
Bowling Green	WCHA	L		4	25	10	5	.688	0	1	0	25	11	5	.671	16	8	4	3rd
Clarkson	ECAC	Q		2	26	10	2	.711	0	1	0	26	11	2	.692	13	7	2	T3rd
Cornell	ECAC	L		3	20	10	4	.647	1	1	0	21	11	4	.639	13	5	4	T1st
Denver	NCHC	L		2	22	11	5	.645	2	1	0	24	12	5	.646	11	10	3	4th
Harvard	ECAC	L		4	19	10	3	.641	0	1	0	19	11	3	.621	13	7	2	T3rd
Massachusetts	Hockey East	L	4	1	28	9	0	.757	3	1	0	31	10	0	.756	18	6	0	1st
Minn. Duluth	NCHC	Q	2	1	25	11	2	.684	4	0	0	29	11	2	.714	14	9	1	2nd
Minnesota St.	WCHA	Q	3	1	32	7	2	.805	0	1	0	32	8	2	.786	22	5	1	1st
Northeastern	Hockey East	Q		2	27	10	1	.724	0	1	0	27	11	1	.705	15	8	1	T2nd
Notre Dame	Big Ten	Q		3	22	13	3	.618	1	1	0	23	14	3	.613	11	11	2	2nd
Ohio St.	Big Ten	L		3	20	10	5	.643	0	1	0	20	11	5	.625	13	7	4	1st
Providence	Hockey East	L		4	22	11	6	.641	2	1	0	24	12	6	.643	14	7	3	T2nd
Quinnipiac	ECAC	L		2	25	9	2	.722	1	1	0	26	10	2	.711	14	6	2	T1st
St. Cloud St.	NCHC	L	1	1	30	5	3	.829	0	1	0	30	6	3	.808	19	2	3	1st

## 2020 TOURNAMENT

The 2020 Tournament was canceled due to the COVID-19 pandemic.

## 2021 TOURNAMENT

School	Conference	How	National Seed	Regional Seed	Pre-Tourney				Tourney			Final				Conference			
					W	L	T	Pct.	W	L	T	W	L	T	Pct.	W	L	T	Finish
American Int'l	Atlantic	Q		4	15	3	0	.833	0	1	0	15	4	0	.789	10	1	0	1st
Bemidji St.	WCHA	L		4	15	9	3	.611	1	1	0	16	10	3	.603	8	5	1	4th
Boston College	Hockey East	L	2	1	17	5	1	.761	0	1	0	17	6	1	.729	16	4	1	1st
Boston U.	Hockey East	L		3	10	4	1	.700	0	1	0	10	5	1	.656	10	3	1	2nd
Lake Superior St.	WCHA	Q		3	19	6	3	.732	0	1	0	19	7	3	.707	9	5	0	2nd
Massachusetts	Hockey East	Q		2	16	5	4	.720	4	0	0	20	5	4	.759	13	5	4	3rd
Michigan	Big Ten	L		2	15	10	1	.596				15	10	1	.596	11	9	0	4th
Minn. Duluth	NCHC	L		3	14	10	2	.577	1	1	0	15	11	2	.571	13	9	2	3rd
Minnesota	Big Ten	Q	3	1	23	6	0	.793	1	1	0	24	7	0	.774	16	6	0	2nd
Minnesota St.	WCHA	L		2	20	4	1	.820	2	1	0	22	5	1	.804	13	1	0	1st
North Dakota	NCHC	Q	1	1	21	5	1	.796	1	1	0	22	6	1	.776	18	5	1	1st
Notre Dame	Big Ten	L		4	14	13	2	.517				14	13	2	.517	12	10	2	3rd
Omaha	NCHC	L		4	14	10	1	.580	0	1	0	14	11	1	.558	14	9	1	4th
Quinnipiac	ECAC	Q		3	17	7	4	.679	0	1	0	17	8	4	.655	10	4	4	1st
St. Cloud St.	NCHC	L		2	17	10	0	.630	3	1	0	20	11	0	.645	15	9	0	2nd
Wisconsin	Big Ten	L	4	1	20	9	1	.683	0	1	0	20	10	1	.661	17	6	1	1st

## 2022 TOURNAMENT

School	Conference	How	National Seed	Regional Seed	Pre-Tourney				Tourney			Final				Conference			
					W	L	T	Pct.	W	L	T	W	L	T	Pct.	W	L	T	Finish
American Int'l	Atlantic	Q		4	22	12	3	.635	0	1	0	22	13	3	.618	17	7	2	1st
Denver	NCHC	L	4	1	27	9	1	.743	4	0	0	31	9	1	.768	18	6	0	1st
Harvard	ECAC	Q		4	21	10	3	.662	0	1	0	21	11	3	.643	16	6	2	3rd
Massachusetts	Hockey East	Q		3	22	12	2	.639	0	1	0	22	13	2	.622	14	8	2	2nd
Michigan	Big Ten	Q	1	1	29	9	1	.756	2	1	0	31	10	1	.750	16	8	0	2nd
Michigan Tech	CCHA	L		3	21	12	3	.625	0	1	0	21	13	3	.608	16	8	2	2nd
Minn. Duluth	NCHC	Q		2	21	15	4	.575	1	1	0	22	16	4	.571	10	10	4	4th
Minnesota	Big Ten	L		2	24	12	0	.667	2	1	0	26	13	0	.667	18	6	0	1st
Minnesota St.	CCHA	Q	2	1	35	5	0	.875	3	1	0	38	6	0	.864	23	3	0	1st
North Dakota	NCHC	L		2	24	13	1	.645	0	1	0	24	14	1	.628	17	6	1	1st
Northeastern	Hockey East	L		4	25	12	1	.671	0	1	0	25	13	1	.654	15	8	1	1st
Notre Dame	Big Ten	L		3	27	11	0	.711	1	1	0	28	12	0	.700	17	7	0	3rd
Quinnipiac	ECAC	L		2	31	6	3	.813	1	1	0	32	7	3	.798	18	5	1	1st
St. Cloud St.	NCHC	L		3	18	14	4	.556	0	1	0	18	15	4	.541	10	10	4	4th
UMass Lowell	Hockey East	L		4	21	10	3	.662	0	1	0	21	11	3	.643	15	8	1	2nd
Western Mich.	NCHC	L	3	1	25	11	1	.689	1	1	0	26	12	1	.679	14	9	1	3rd

## 2023 TOURNAMENT

School	Conference	How	National Seed	Regional Seed	Pre-Tourney				Tourney			Final				Conference			
					W	L	T	Pct.	W	L	T	W	L	T	Pct.	W	L	T	Finish
Boston U.	Hockey East	Q		2	27	10	0	.730	2	1	0	29	11	0	.725	18	6	0	1st
Canisius	Atlantic	Q		4	20	18	3	.524	0	1	0	20	19	3	.512	13	10	3	4th
Colgate	ECAC	Q		4	19	15	5	.551	0	1	0	19	16	5	.538	11	8	3	5th
Cornell	ECAC	L		4	20	10	2	.656	1	1	0	21	11	2	.647	15	6	1	3rd
Denver	NCHC	L	4	1	30	9	0	.769	0	1	0	30	10	0	.750	19	5	0	1st
Harvard	ECAC	L		2	24	7	2	.758	0	1	0	24	8	2	.735	18	4	0	2nd
Merrimack	Hockey East	L		4	23	13	1	.635	0	1	0	23	14	1	.618	16	8	0	2nd
Michigan	Big Ten	Q	3	1	24	11	3	.671	2	1	0	26	12	3	.671	12	10	2	2nd
Michigan Tech	CCHA	L		3	24	10	4	.684	0	1	0	24	11	4	.667	15	7	4	2nd
Minnesota	Big Ten	L	1	1	25	9	1	.729	3	1	0	28	10	1	.731	19	4	1	1st
Minnesota St.	CCHA	Q		3	25	12	1	.671	0	1	0	25	13	1	.654	16	9	1	1st
Ohio St.	Big Ten	L		3	20	15	3	.566	1	1	0	21	16	3	.563	11	11	2	3rd
Penn St.	Big Ten	L		2	21	15	1	.581	1	1	0	22	16	1	.577	10	13	1	5th
Quinnipiac	ECAC	L	2	1	30	4	3	.851	4	0	0	34	4	3	.866	20	2	0	1st
St. Cloud St.	NCHC	Q		2	24	12	3	.654	1	1	0	25	13	3	.646	12	9	3	4th
Western Mich.	NCHC	L		3	23	14	1	.618	0	1	0	23	15	1	.603	15	8	1	2nd





# TEAM CHAMPIONS

Team Champions.....106

---

# TEAM CHAMPIONS

---

## 1948 CHAMPIONSHIP GAME, MARCH 20 AT COLORADO SPRINGS, COLO.



1948 Michigan – Front row (left to right): John McDonald, Owen McArdle, Connie Hill, Al Renfrew, Gordon McMillan, Wally Grant, Paul Malinowski. Middle row: Tom Bayless, Dick Starrak, Wally Gacek, Ross Smith, Ted Greer, head coach Vic Heyliger. Back row: Bill Jacobson, Leonard Brumm, Carl Isaacson, Clem Cossalter, Sam Stedman.

### MICHIGAN 8, DARTMOUTH 4

Dartmouth	2	2	0	—	4
Michigan	2	2	4	—	8

**First Period:** M – Wally Gacek (Wally Grant), :50; D – Bill Riley (Bob Merriam), 4:25; M – Gacek (Grant), 10:55; D – Crawford Campbell (unassisted), 17:25. **Penalties:** M – Ross Smith (boarding), 4:10; M – Dick Starrak (tripping), 16:00.

**Second Period:** D – Walt Crowley (B. Riley), 6:55; D – Arnie Oss (Jim Malone), 11:05; M – Grant (Gacek), 15:20; M – Gordon McMillan (Ted Greer), 16:40. **Penalties:** D – Crowley (high-sticking), 4:00; D – Howie Richmond (tripping), 9:40; M – Grant (tripping), 10:30; M – Al Renfrew (tripping), 11:10; M – Starrak (boarding), 14:00; M – Renfrew (boarding), 14:00; D – Campbell (hooking), 15:10.

**Third Period:** M – Grant (Gacek, Greer), 1:30; M – McMillan (Renfrew), 6:15; M – Gacek (Grant, Greer), 6:20; M – Greer (Gacek), 15:14. **Penalties:** D – Bob Thayer (boarding, major), 1:31; D – Thayer (misconduct), 7:30; M – Smith (boarding), 16:15; M – Leonard Brumm (charging), 18:00; D – Jack Kilmartin (slashing), 18:00.

**Shots on goal:** Dartmouth 12-9-8 – 29; Michigan 10-13-18 – 41. **Saves:** Dartmouth (Dick Desmond) 33; Michigan (John McDonald) 25. **Total Penalties:** Dartmouth 6; Michigan 8. **Officials:** Ed French, John Gustafson. **Attendance:** 2,700.

## 1949 CHAMPIONSHIP GAME, MARCH 19 AT COLORADO SPRINGS, COLO.



1949 Boston College – Kneeling: Team stickboy John Kelley Jr. Front row (left to right): Jack Mulhern, Walt Delorey, Len Ceglarski, John McIntire, Warren Lewis, Bernie Burke, Jim Fitzgerald, Giles Threadgold, Fran Harrington, John Gallagher, Ed Songin. Back row: Manager Jack Connolly, assistant coach Jack Harvey, Ed Casey, Bill Walsh, John Mahler, Fred Talbot, Frank Shellenback, Ken Ahern, Ken Dooley, Norm Dailey, trainer Larry Sullivan, head coach Snooks Kelley.

### BOSTON COLLEGE 4, DARTMOUTH 3

Boston College	1	2	1	—	4
Dartmouth	2	0	1	—	3

**First Period:** BC – Warren Lewis (Jim Fitzgerald), 6:04; D – Walt Crowley (Arnie Oss), 10:34; D – Bill Riley (unassisted), 19:32. **Penalties:** D – Joe Riley.

**Second Period:** BC – John McIntire (Lewis, Fitzgerald), 3:43; BC – Len Ceglarski (Fran Harrington, Jack Mulhern), 13:04. **Penalties:** BC – McIntire; D – Gray.

**Third Period:** D – Al Kerivan (Crowley), 2:01; BC – Fitzgerald (Lewis), 6:47. **Penalties:** D – Mike Thayer; BC – Mulhern; BC – Mulhern (misconduct); D – B. Riley.

**Shots on goal:** Boston College 14-17-11 – 42; Dartmouth 10-11-8 – 29. **Saves:** Boston College (Bernie Burke) 26; Dartmouth (Dick Desmond) 38. **Total Penalties:** Boston College 3; Dartmouth 4. **Officials:** Bill Cleary, Jack McKee. **Attendance:** 2,800 (estimate).

## 1950 CHAMPIONSHIP GAME, MARCH 18 AT COLORADO SPRINGS, COLO.

### COLORADO COL. 13, BOSTON U. 4

Colorado Col.	0	3	10	—	13
Boston U.	1	0	3	—	4

**First Period:** BU – Ed Czarnota (Jack Garrity), 6:16. **Penalties:** BU – Bill Jurgelevich; BU – Lloyd Robinson; BU – Garrity; CC – Jim Starrak; CC – Milo Yalich; CC – Bud Eastwood.

**Second Period:** CC – Harry Whitworth (Starrak), 7:53; CC – Carl Lawrence (Tony Frasca, Cam Berry), 8:05; CC – Chris Ray (Ron Hartwell, Yalich), 14:27. **Penalties:** BU – Czarnota (major); BU – Jack Kelley; BU – Joe Folino; CC – Frasca.

**Third Period:** CC – Hartwell (unassisted), :52; CC – Ray (Whitworth), 5:26; BU – Kelley (Garrity), 6:47; CC – Whitworth (Hartwell, Ray), 9:49; CC – Ray (Whitworth), 11:20; CC – Hartwell (Ray, Whitworth), 11:34; CC – Frasca (Berry, Bill MacDonald), 13:03; CC – Berry (Frasca, MacDonald), 13:18; CC – Starrak (unassisted), 16:15; CC – Ray (unassisted), 16:39; BU – Garrity (Kelley), 18:21; CC – Frasca (Lawrence), 18:29; BU – Robert Bell (Robinson, Richard Bradley), 19:56. **Penalties:** CC – Len Maccini; CC – MacDonald.

**Shots on goal:** Colorado Col. 10-15-18 – 43; Boston U. 9-6-11 – 26. **Saves:** Colorado Col. (Roy Ikola) 22; Boston U. (Ralph Bevins) 30. **Total Penalties:** Colorado Col. 6; Boston U. 6. **Officials:** Jack McKee, John Blake. **Attendance:** 3,000.



1950 Colorado Col. – Front row (left to right): Harry Whitworth, trainer Rosie Collins, head coach Cheddy Thompson, Milo Yalich, athletics director Juan Reid, team mascot Bucky Reinking, Roy Ikola. Back row: Manager Neil Harrison, Jim Starrak, Carl Lawrence, Clark Wilder, Chris Ray, Bill MacDonald, Andy Gambucci, Tony Frasca, Ron Hartwell, Len Maccini, Bud Eastwood, Cam Berry, Burseson White, Gordon Atkinson.

## 1951 CHAMPIONSHIP GAME, MARCH 17 AT COLORADO SPRINGS, COLO.

### MICHIGAN 7, BROWN 1

Brown	0	0	1	—	1
Michigan	2	3	2	—	7

**First Period:** M – Eddie May (Gordon Naylor, Joe Marmo), 3:49; M – Gil Burford (Alex MacLellan), 15:24. **Penalties:** M – Marmo.

**Second Period:** M – Neil Celley (unassisted), 6:41; M – John McKennell (unassisted), 10:56; M – Al Bassey (Earl Keyes, MacLellan). **Penalties:** B – Maley 2.

**Third Period:** B – Tony Malo (Bob Wheeler), 7:54; M – McKennell (Burford, Keyes), 11:15; M – Celley (Burford), 19:38. **Penalties:** M – Bob Heathcott.

**Shots on goal:** Brown 5-4-11 – 20; Michigan 17-21-14 – 52. **Saves:** Brown (Don Whiston) 45; Michigan (Hal Downes) 19. **Total Penalties:** Brown 2; Michigan 2. **Officials:** Bill Cleary, Hank Frantzen. **Attendance:** 2,700.



1951 Michigan – Front row (left to right): Al Bassey, Earl Keyes, Joe Marmo, Alex MacLellan, Bob Heathcott. Back row: Gil Burford, Harry Stuhldreher, John McKennell, Neil Celley, Eddie May, Gordon Naylor, John Matchefts, Hal Downes, Carl Isaacson, Graham Cragg.

## 1952 CHAMPIONSHIP GAME, MARCH 15 AT COLORADO SPRINGS, COLO.

### MICHIGAN 4, COLORADO COL. 1

Michigan	3	1	0	—	4
Colorado Col.	0	1	0	—	1

**First Period:** M – George Chin (Doug Philpott), 11:35; M – Earl Keyes (Jim Haas, Reggie Shave), 16:29; M – Philpott (unassisted), 19:07. **Penalties:** M – Shave (tripping); CC – Cameron Berry (tripping); CC – Fred Eastwood (tripping); M – Doug Mullen (holding).

**Second Period:** CC – Berry (Dick Kennific), 5:00; M – Graham Cragg (Alex MacLellan), 10:12. **Penalties:** M – Haas (advancing puck with hand); CC – Eastwood (slashing); M – Cragg (holding); CC – Ed Robson (tripping); M – Cragg (misconduct).

**Third Period:** **Penalties:** M – Ron Martinson (advancing puck with hand); M – John McKennell (tripping); CC – Berry (tripping); CC – Eastwood (tripping).

**Shots on goal:** Michigan 19-16-15 – 50; Colorado Col. 10-13-9 – 32. **Saves:** Michigan (Willard Ikola) 31; Colorado Col. (Ken Kinsley) 46. **Total Penalties:** Michigan 7; Colorado Col. 6. **Officials:** Herb Gallagher, Hank Frantzen. **Attendance:** 2,500.



1952 Michigan – Front row (left to right): John McKennell, Earl Keyes, Tournament Queen Leslie Lockhart, Ron Martinson, George Chin, Willard Ikola, Jim Haas. Back row: Eddie May, Joe Marmo, head coach Vic Heyliger, Trainer Carl Isaacson, Bob Heathcott, Alex MacLellan, Graham Cragg, Pat Cooney, Paul Pelow, Reggie Shave, Doug Philpott, Doug Mullen, Chuck Hyman. Not pictured: John Matchefts.



## 1953 CHAMPIONSHIP GAME, MARCH 14 AT COLORADO SPRINGS, COLO.



1953 Michigan – Front Row: Willard Ikola, George Chin, Pat Cooney, John McKennell, John Matchefts, Doug Mullen, Telly Mascarin, Bill Lucier. Back Row: Head Coach Vic Heyliger, Ron Martinson, Doug Philpott, Alex MacLellan, Bert Dunn, Reggie Shave, Earl Keyes, Jim Haas, Lou Paolatto, Trainer Carl Isaacson.

### MICHIGAN 7, MINNESOTA 3

Minnesota	2	0	1	—	3
Michigan	1	2	4	—	7

**First Period:** MIC – Jim Haas (Alex MacLellan), 5:48; MIN – Dick Meredith (Ken Yackel), 8:39; MIN – Dick Dougherty (Gene Campbell), 11:34.

**Second Period:** MIC – Doug Philpott (Reggie Shave), 6:15; MIC – Doug Mullen (George Chin, Pat Cooney), 11:08. **Penalties:** MIC – Lou Paolatto 2; MIC – Cooney; MIC – MacLellan.

**Third Period:** MIC – John Matchefts (unassisted), 3:38; MIC – Haas (unassisted), 7:17; MIC – Philpott (Haas), 9:14; MIN – Yackel (Bob Johnson, Dougherty), 10:42; MIC – Matchefts (Philpott), 19:49. **Penalties:** MIN – Tom Wegleitner; MIN – Jim Tschida; MIC – Haas; MIC – Shave.

**Shots on goal:** Minnesota 12-10-6 – 28; Michigan 14-11-9 – 34. **Saves:** Minnesota (Jim Mattson) 27; Michigan (Willard Ikola) 25. **Total Penalties:** Minnesota 2; Michigan 6. **Officials:** Bill Stewart, Hank Frantzen. **Attendance:** 2,700.

## 1954 CHAMPIONSHIP GAME, MARCH 13 AT COLORADO SPRINGS, COLO.



1954 Rensselaer – Kneeling (left to right): John Magadini, Frank Chiarelli, Jim Schildneck, Abbie Moore. Standing (left to right): Ned Harkness (head coach), Bobby Fox, Lloyd Bauer, Marty Karch, Bill Mousavires, Bruce Baum, Jim Pope, Gordie Peterkin, Harry Williams, Frank Paradise, Mo Mosco, Eric Larsen (manager), Pop Harkness (assistant coach).

### RENSSELAER 5, MINNESOTA 4 (OT)

Minnesota	0	2	2	0	—	4
Rensselaer	2	1	1	1	—	5

**First Period:** R – Abbie Moore (Ambrose Mosco), 17:07; R – Frank Chiarelli (Paradise), 19:42 (pp). **Penalties:** M – Dick Meredith, 14:21; M – John Monahan, 18:21.

**Second Period:** R – Mosco (Magadini), 2:43; M – Ken Yackel (unassisted), 3:09; M – Dick Dougherty (Gene Campbell), 5:32. **Penalties:** R – Bauer, 7:39; M – George Jetty, 11:28; M – Meredith (charging), 14:17.

**Third Period:** M – John Mayasich (Dougherty), 1:29; M – Dougherty (Mayasich), 8:25; R – Moore (Chiarelli), 18:18. **Penalties:** R – Pope, 1:54; R – Paradise, 2:25.

**Overtime:** R – Gordie Peterkin (Magadini), 1:34.

**Shots on goal:** Minnesota 8-14-22-0 – 44; Rensselaer 10-10-4-2 – 26. **Saves:** Minnesota (Jim Mattson) 21; Rensselaer (Bob Fox) 40. **Total Penalties:** Minnesota 4; Rensselaer 3. **Power Plays:** Minnesota 0 for 3; Rensselaer 1 for 4. **Officials:** Ed Barry, Charles MacVeigh. **Attendance:** 2,800.

## 1955 CHAMPIONSHIP GAME, MARCH 12 AT COLORADO SPRINGS, COLO.



1955 Michigan – Front row (left to right): Head coach Vic Heyliger, Mike Buchanan, Bob Schiller, Bill MacFarland, Tom Rendall, Yves Hebert, Dick Dunnigan. Back row: Bill Lucier, Neil Buchanan, Bernie Hanna, Baden Cosby, Bob Pitts, Lorne Howes, Jay Gould, Jerry Karpinka, Carl Isaacson.

### MICHIGAN 5, COLORADO COL. 3

Colorado Col.	1	0	2	—	3
Michigan	2	0	3	—	5

**First Period:** M – Tom Rendall (unassisted), 2:38; CC – unknown. M – Neil Buchanan (Mike Buchanan), 19:23. **Penalties:** CC – Bunt Hubchik; M – Bernie Hanna; M – Bob Schiller 2; CC – Hal Cowan 2; M – Lorne Howes; CC – Don Wishart; M – Neil Buchanan.

**Third Period:** M – Jay Gould (unassisted), 6:18; CC – Wishart (Hubchik), 7:34; M – Jerry Karpinka (Dick Dunnigan), 8:31; CC – Clare Smith (Doug Silverberg), 17:23; M – Bill MacFarland (unassisted), 19:57 (en). **Penalties:** M – Gould; M – Schiller; CC – Hubchik; CC – C. Smith; CC – Hubchik 2; M – Karpinka; M – M. Buchanan.

**Shots on goal:** Colorado Col. 12-15-23 – 50; Michigan 9-6-11 – 26. **Saves:** Colorado Col. (Jeff Simus) 21; Michigan (Howes) 47. **Total Penalties:** Colorado Col. 8; Michigan 9. **Officials:** Bob Barry, Jim Edgeworth. **Attendance:** 2,700.



## 1956 CHAMPIONSHIP GAME, MARCH 17 AT COLORADO SPRINGS, COLO.

### MICHIGAN 7, MICHIGAN TECH 5

Michigan Tech	3	2	0	—	5
Michigan	4	3	0	—	7

**First Period:** M – Ed Switzer (Neil McDonald), :23; MT – Dick Wilson (Jack McManus), 2:42; M – McDonald (Bob Schiller), 9:22; M – Don McIntosh (Tom Rendall), 10:14; MT – Pete Aubry (unassisted), 11:04; M – Schiller (McDonald), 13:11; MT – Wilson (unassisted), 19:45. **Penalties:** M – Bob Pitts (interference), 10:33; MT – Tony Cuculic (illegal check), 12:22.

**Second Period:** MT – Tom Kennedy (Wilson), 4:47; MT – Aubry (Wilson), 7:25; M – Switzer (Bernie Hanna), 7:58; M – Switzer (Dick Dunnigan), 14:28; M – McDonald (unassisted), 14:49. **Penalties:** MT – Cliff Wylie (high-sticking), 4:01; M – Switzer (illegal check), 5:29; M – Schiller (slashing), 6:58; MT – Kennedy (tripping), 7:44; MT – Ken Stenlund (elbowing), 12:43; M – Jerry Karpinka (roughing), 19:03; M – Rendall (fighting), 19:03; MT – Stenlund (fighting), 19:03.

**Shots on goal:** Michigan Tech 22-10-10 – 42; Michigan 14-14-11 – 39. **Saves:** Michigan Tech (Bob McManus) 32; Michigan (Lorne Howes) 37. **Total Penalties:** Michigan Tech 5; Michigan 5. **Officials:** Bill Stewart, Dick Noblet. **Attendance:** 2,800 (estimate).



1956 Michigan – Front row (left to right): Lorne Howes, Jerry Karpinka, Ed Switzer, Bill MacFarland, Neil Buchanan, Jay Gould. Back row: Mike Buchanan, Dick Brown, Bernie Hanna, Dick Dunnigan, Bob Schiller, Neil McDonald, head coach Vic Heyliger, Tom Rendall, Carl Isaacson, Don McIntosh, Wally Maxwell, Bob Pitts. Tournament Queen: Jackie LeClair.

## 1957 CHAMPIONSHIP GAME, MARCH 16 AT COLORADO SPRINGS, COLO.

### COLORADO COL. 13, MICHIGAN 6

Michigan	3	1	2	—	6
Colorado Col.	3	3	7	—	13

**First Period:** CC – Bob McCusker (Ike Scott, Dick McGhee), 3:15; CC – Bill Hay (McCusker), 8:04; CC – McCusker (Hay, Gerald Capello), 11:39; M – Dick Dunnigan (unassisted), 13:14; M – Neil McDonald (unassisted), 17:30; M – John Hutton (McDonald), 17:57. **Penalties:** CC – Bob Southwood; CC – Bunt Hubchik.

**Second Period:** CC – Murray Dea (Ron Laughlin), 4:52; CC – John Andrews (Hubchik), 6:18; M – Ed Switzer (Dunnigan), 10:18; CC – Hay (McCusker, McGhee), 14:05. **Penalties:** CC – Gary Hughes; M – Bob Schiller; M – Schiller.

**Third Period:** CC – McCusker (Dea), 1:23; CC – Harley Patterson (Harry Harasyn), 6:20; CC – Don Hersack (Hubchik, Andrews), 9:10; CC – Harasyn (Patterson), 12:59; CC – McCusker (Hay), 13:47; CC – Hersack (Hubchik), 14:53; M – Tom Rendall (Garry Starr), 15:15; CC – Don Wishart (George deRappard), 16:11; M – McDonald (Switzer), 16:36. **Penalties:** CC – McCusker; CC – Gerald Capello; M – Dunnigan; M – Rendall.

**Shots on goal:** Michigan 10-7-11 – 28; Colorado Col. 10-17-17 – 44. **Saves:** Michigan (Ross Childs) 31; Colorado Col. (Bob Southwood) 22. **Total Penalties:** Michigan 4; Colorado Col. 5. **Officials:** Frank Bell, Mark Olson, Bill Riley. **Attendance:** 2,800.



1957 Colorado Col. – Front row (left to right): Jerry Art, Ron Laughlin, Bunt Hubchik, Gary Hughes, Don Wishart, Bill Hay, Bob McCusker, Ike Scott, Howie Viger. Middle row: Head coach Tom Bedecki, Bob Tanner, Harry Harasyn, Gerald Capello, Ron Villeneuve, John Andrews, trainer Rosie Collins. Back row: Manager Pete Gazzola, Dick McGhee, George deRappard, Murray Dea, Harley Patterson, Bob Southwood.

## 1958 CHAMPIONSHIP GAME, MARCH 15 AT MINNEAPOLIS

### DENVER 6, NORTH DAKOTA 2

North Dakota	1	0	1	—	2
Denver	0	3	3	—	6

**First Period:** ND – Ed Thomlinson (Bill Steenson), 6:21. **Penalties:** D – Jim Brown (holding); ND – Ron King (high-sticking); D – Ed Zemrau (illegal check); D – Zemrau (tripping); D – Zemrau (interference); ND – King (slashing).

**Second Period:** D – Brown (Barry Sharp), 7:18; D – Bruce Walker (Murray Massier, Walt Dingwall), 10:39; D – Dingwall (Massier, Zemrau), 10:58. **Penalties:** ND – Bill Steenson (charging); D – Zemrau (high-sticking); ND – Reg Morelli (high-sticking); ND – Ralph Lyndon (elbowing).

**Third Period:** ND – Joe Poole (King), 5:21; D – Massier (Wayne Klinck, Bruce Walker), 7:18; D – Sharp (Con Collie), 13:49; D – Dennis Slinn (Massier, John Godfrey), 16:17. **Penalties:** D – Godfrey (illegal check).

**Shots on goal:** North Dakota 8-10-5 – 23; Denver 10-13-5 – 28. **Saves:** North Dakota (Bob Peabody) 22; Denver (Rodney Schneck) 21. **Total Penalties:** North Dakota 5; Denver 6. **Officials:** Walter Fitzgerald, Bob Gilray. **Attendance:** 7,878.



1958 Denver – Front row (left to right): Alan Cook, Wayne Klinck, head coach Murray Armstrong, Ed Zemrau, Rodney Schneck. Middle row: Murray MacDonald, Gordon Gresswell, Bruce Walker, Con Collie, Dennis Slinn. Back row: Blair Livingstone, Bary Sharp, Al Barnhill, Walt Dingwall, Murray Massier, Jim Brown, John Godfrey, John MacMillan.

## 1959 CHAMPIONSHIP GAME, MARCH 14 AT TROY, N.Y.



1959 North Dakota – Front row (left to right): Assistant manager Tom Neal, George Gratton, Bob Began, Joe Poole, Bill Steenson, Julian Brunetta, Stan Paschke, Bob Peabody, manager Ted Kotyk. Middle row: Ron King, Bart Larson, Ralph Lyndon, Jerry Fox, Garth Perry, Guy LaFrance, Art Miller. Back row: Head coach Bob May, Bernie Haley, Pete Gazley, Ken Wellen, Steve Thullner, Les Merrifield, Ed Thomlinson, Reg Morelli, assistant coach Barry Thorndycraft. Not pictured: Gerry Walford.

### NORTH DAKOTA 4, MICHIGAN ST. 3 (OT)

North Dakota	0	3	0	1	—	4
Michigan St.	1	0	2	0	—	3

**First Period:** MS – Ed Pollesell (Tom Mustonen, Andre LaCoste), 14:38. **Penalties:** MS – Bob Armstrong (cross-checking), 8:42; MS – Ed Pollesell (slashing), 15:40; ND – Ralph Lyndon (interference), 18:32.

**Second Period:** ND – Lyndon (Reg Morelli, Art Miller), 7:21; ND – Jerry Walford (Ron King, Bernie Haley), 8:57; ND – Stan Paschke (Lyndon), 9:37. **Penalties:** ND – Miller (tripping), 4:11; ND – Morelli (hooking), 11:19; MS – Bob Norman (cross-checking), 12:43; ND – Miller (roughing), 13:28; MS – Bruno Pollesell (roughing), 13:28; ND – Guy LaFrance (tripping), 15:29; ND – Julian Brunetta (interference), 16:47.

**Third Period:** MS – LaCoste (Jack Roberts, Norman), 8:05; MS – Roberts (LaCoste), 16:20. **Penalties:** ND – Brunetta (high-sticking), 4:36; MS – Norman (high-sticking), 4:36; MS – E. Pollesell (tripping), 8:49; MS – Norman (high-sticking), 16:38; ND – Les Merrifield (interference), 16:38.

**Overtime:** ND – Morelli (Miller, LaFrance), 4:18. **Penalties:** MS – Tom Mustonen (tripping), 3:01; ND – Lyndon (tripping), 3:13.

**Saves on goal:** North Dakota 5-17-7-1 – 30; Michigan St. 6-4-13-1 – 24. **Saves:** North Dakota (George Gratton) 21; Michigan St. (Joe Selinger) 26. **Total Penalties:** North Dakota 9 for 18 minutes; Michigan St. 8 for 16 minutes. **Power Plays:** North Dakota 0 for 5; Michigan St. 0 for 5. **Officials:** Bob Barry, Vince Riley. **Attendance:** 6,000.

## 1960 CHAMPIONSHIP GAME, MARCH 19 AT BOSTON



1960 Denver – Front row (left to right): Grant Munro, Con Collie, Murray MacDonald, Bruce Walker, George Kirkwood, John MacMillan, Ray Hamlin, Al Barnhill, Marty Howe. Back row: Head coach Murray Armstrong, Norb Kemp, Max Geisthardt, Terry Lomnes, Bill Masterton, Ken Williamson, Dick Jacob, Jerry Walker, Trent Beatty, George Konik, Paul Josephson, Paul DiNapoli.

### DENVER 5, MICHIGAN TECH 3

Michigan Tech	0	3	0	—	3
Denver	1	1	3	—	5

**First Period:** D – Jerry Walker (Bill Masterton, Con Collie), 10:51. **Penalties:** MT – Bob Hauswirth (tripping), 15:28; D – George Konik (hooking), 16:25; D – Collie (tripping), 18:51.

**Second Period:** D – Grant Munro (Max Geisthardt), 12:42; MT – Paul Coppo (John Kosiencic), 14:17 (pp); MT – Jerry Sullivan (John Pascht, Lou Angotti), 16:27; MT – Gerald Fabbro (Kosiencic, Coppo), 19:02. **Penalties:** D – John MacMillan (holding), 9:21; D – J. Walker (hooking), 13:27.

**Third Period:** D – Konik (unassisted), 2:30; D – MacMillan (Marty Howe), 18:57; D – MacMillan (J. Walker), 19:48 (en). **Penalties:** D – Murray MacDonald (illegal check), 7:24.

**Saves on goal:** Michigan Tech 6-16-6 – 28; Denver 7-9-12 – 28. **Saves:** Michigan Tech (George Cuculick) 23; Denver (George Kirkwood) 25. **Total Penalties:** Michigan Tech 1 for 2 minutes; Denver 5 for 10 minutes. **Power Plays:** Michigan Tech 1 for 5; Denver 0 for 1. **Officials:** Vince Riley, Bob Gilray. **Attendance:** 3,783.



## 1961 CHAMPIONSHIP GAME, MARCH 18 AT DENVER

### DENVER 12, ST. LAWRENCE 2

Denver	5	4	3	—	12
St. Lawrence	2	0	0	—	2

**First Period:** SL – John Mason (Ron Mason, Gary Corby), 1:22; D – Bill Masterton (Trent Beatty, Jerry Walker), 3:19; D – Beatty (Masterton, Grant Munro), 7:21; D – Walker (Beatty), 12:09; SL – Buster Dower (Terry Slater), 13:14; D – Jerry Duffus (Ken Williamson, Jon Art), 14:51; D – Masterton (Munro, Walker), 15:49. **Penalties:** SL – R. Mason (hooking), 8:10; D – Marty Howe (elbowing), 15:54; SL – Roland Anderson (slashing), 15:54.

**Second Period:** D – Beatty (Masterton, Walker), 5:33; D – Munro (Terry Lomnes), 6:57; D – George Konik (Paul Josephson, Jack Wilson), 11:31 (pp); D – Williamson (Art, Wilson), 17:47 (pp). **Penalties:** SL – Arlie Parker (cross-checking), 10:54; D – Wilson (tripping), 12:37; D – Wilson (tripping), 14:58; SL – Parker (checking in offensive zone), 16:50.

**Third Period:** D – Masterton (Konik), 10:46 (pp); D – Munro (Josephson), 12:15 (pp); D – Lomnes (unassisted), 16:57. **Penalties:** D – Konik (tripping; Anderson missed penalty shot), 5:13; SL – Slater (high-sticking, injury), 10:15; D – Beatty (interference), 19:54.

**Shots on goal:** Denver 20-17-13 – 50; St. Lawrence 6-8-5 – 19. **Saves:** Denver (George Kirkwood) 17; St. Lawrence (Richie Broadbelt) 38. **Total Penalties:** Denver 5 for 10 minutes; St. Lawrence 5 for 13 minutes. **Power Plays:** Denver 4 for 6; St. Lawrence 0 for 4. **Officials:** Bob Gilray, Vince Reilly. **Attendance:** 5,363.



1961 Denver – Front row (left to right): Marty Howe, George Konik, George Kirkwood, Grant Munro, Bill Masterton, Paul Josephson. Middle row: Trent Beatty, Terry Lomnes, Marshall Johnston, head coach Murray Armstrong, Ken Williamson, Jerry Duffus, John Art, Jerry Walker. Back row: Norb Kemp, Dymetry Warnyca, Jack Wilson, Dick Jacob, Max Geisthardt, Greg Lacomy, Paul DiNapoli.

## 1962 CHAMPIONSHIP GAME, MARCH 17 AT UTICA, N.Y.

### MICHIGAN TECH 7, CLARKSON 1

Michigan Tech	3	0	4	—	7
Clarkson	1	0	0	—	1

**First Period:** MT – John Ivanitz (unassisted), :38; MT – Ivanitz (Jerry Sullivan), 5:58; MT – Sullivan (Al Merlo, Gene Rebellato), 9:26; C – Joe LaPointe (Hal Pettersen), 19:42 (pp). **Penalties:** C – Bob Taylor (checking in offensive zone), 9:40; MT – Bob Pallante (elbowing), 13:33; MT – Pallante (interference), 18:35.

**Second Period:** **Penalties:** C – Corby Adams (illegal check), 1:32; MT – Merlo (slashing), 6:56; MT – Norm Wimmer (elbowing), 10:12; MT – Henry Akervall (interference), 12:04.

**Third Period:** MT – Sullivan (Ivanitz, Rebellato), :38; MT – Ivanitz (Rebellato, Sullivan), 4:53; MT – Lou Angotti (unassisted), 6:14; MT – Angotti (unassisted), 19:20. **Penalties:** MT – Elov Seger (board checking), 9:05; MT – Pallante (spearing), 10:52; MT – Rebellato (holding), 16:55; MT – Pallante (holding), 18:10; C – Frank Schmeier (tripping), 18:17.

**Shots on goal:** Michigan Tech 12-16-16 – 44; Clarkson 12-13-15 – 40. **Saves:** Michigan Tech (Garry Bauman) 39; Clarkson (Wayne Gibbons) 37. **Total Penalties:** Michigan Tech 9 for 18 minutes; Clarkson 3 for 6 minutes. **Power Plays:** Michigan Tech 0 for 3; Clarkson 1 for 9. **Officials:** Eddie Barry, Bob Gilray. **Attendance:** 4,210.



1962 Michigan Tech – Front row (left to right): Phil McVittie, Al Merlo, Elov Seger, Jerry Sullivan, Lou Angotti, Henry Akervall, Don Hermanson, Garry Bauman. Middle row: Assistant coach Bill Lucier, Mike Draper, Pat Casey, Gary Begg, Bob Pallante, Barry Johnson, John Ivanitz, head coach John MacInnes. Back row: Student manager Tom Bliss, Al Patterson, Scott Watson, Norm Wimmer, Gene Rebellato, Bob Mikesch, athletics director Alan J. Bovard.



## 1963 CHAMPIONSHIP GAME, MARCH 16 AT CHESTNUT HILL, MASS.



1963 North Dakota – Front row (left to right): Dudley Otto, Bill Selman, Dan Storsteen, Maurice Roberge, George Goodacre, Dave Merrifield, George Baland. Middle row: Head coach Barry Thorndycraft, Bob Bartlett, Jack Matheson, Bill Borlase, John Sutherland, George Chigol, Peter Stasiuk, Joe Lech. Back row: Assistant coach Bob Peters, Al McLean, Ernie Dyda, Don Ross, Arnie Steeves, Will Stirrett, Wayne Gurba, Don Stokaluk, manager Murray Olson.

### NORTH DAKOTA 6, DENVER 5

North Dakota	5	1	0	—	6
Denver	2	2	1	—	5

**First Period:** ND – Don Stokaluk (Dave Merrifield, Bob Bartlett), 1:57; ND – Al McLean (Bartlett, John Sutherland), 3:11; ND – Ernie Dyda (Jack Matheson, Merrifield), 7:25 (sh); D – Greg Lacomy (Jim Kenning, Dominic Fragomeni), 12:55; D – Bob Hamill (Jack Wilson, Jon Art), 13:13; ND – Stokaluk (Maurice Roberge), 14:20; ND – Matheson (Don Ross), 15:14. **Penalties:** ND – George Goodacre (cross-checking), 6:17.

**Second Period:** ND – McLean (unassisted), 5:01 (pp); D – Lacomy (Wilson, Marshall Johnston), 7:05 (pp); D – Hamill (Bill Staub), 13:09 (pp). **Penalties:** D – Lacomy (holding), 3:15; ND – Roberge (holding), 5:17; ND – Matheson (tripping), 10:10; ND – Matheson (tripping), 12:25.

**Third Period:** D – Hamill (Doug Kowel, Johnston), 13:19. **Penalties:** D – Johnston (tripping), 3:11; ND – Bartlett (holding), 4:51; D – Kowel (interference), 6:19.

**Shots on goal:** North Dakota 15-15-9 – 39; Denver 7-8-2 – 17. **Saves:** North Dakota (Joe Lech) 12; Denver (Rudy Unis) 33. **Total Penalties:** North Dakota 5 for 10 minutes; Denver 3 for 6 minutes. **Power Plays:** North Dakota 1 for 3; Denver 2 for 5. **Officials:** Andy Gambucci, Bob Gilray. **Attendance:** 4,200.

## 1964 CHAMPIONSHIP GAME, MARCH 21 AT DENVER



1964 Michigan – Front row (left to right): Bob Gray, George Forrest, Gary Butler, Gordon Wilkie, Ron Coristine, Dave Newton, Bill Bieber. Middle row: Head coach Al Renfrew, Marty Read, Alex Hood, Bob Ferguson, Roger Galipeau, Tom Polonic, Pierre Dechaine, Len Titlebaum. Back row: Gus Crouch, Mel Wakabayashi, Jack Cole, Rick Day, Ted Henderson, Barry MacDonald, Wilf Martin.

### MICHIGAN 6, DENVER 3

Michigan	1	2	3	—	6
Denver	0	2	1	—	3

**First Period:** M – Wilf Martin (Alex Hood, Tom Polonic), 17:48. **Penalties:** M – Ron Coristine (interference), 1:46; M – Roger Galipeau (slashing), 2:28; D – Dave Paderski (holding), 7:12; M – Barry MacDonald (tripping), 11:32; M – Ted Henderson (interference), 18:20.

**Second Period:** M – Mel Wakabayashi (Bob Ferguson, Gordon Wilkie), 2:19 (pp); M – Jack Cole (Wilkie), 3:22; D – Bill Staub (Andy Herrebout, Bob Lindsay), 5:34 (pp); D – Ron Livingstone (Emory Sampson, Ron Naslund), 17:24. **Penalties:** D – Sampson (charging), :32; M – Ferguson (hooking), 4:08; D – Myles Gillard (roughing), 6:55; M – Polonic (roughing), 6:55; D – Wayne Smith (interference), 19:27.

**Third Period:** M – Cole (Polonic, Wilkie), 4:08; D – Smith (Herrebout), 9:54 (pp); M – Wakabayashi (Coristine, Ferguson), 16:49; M – Hood (Polonic, Martin), 18:24. **Penalties:** M – Polonic (misconduct), 4:08; M – Ferguson (hooking), 9:30; M – Galipeau (roughing), 12:19; D – Staub (roughing), 12:19; M – MacDonald (cross-checking), 12:32; M – Galipeau (interference), 19:16.

**Shots on goal:** Michigan 7-6-16 – 29; Denver 15-10-9 – 34. **Saves:** Michigan (Bob Gray) 31; Denver (Buddy Blom) 23. **Total Penalties:** Michigan 11 for 30 minutes; Denver 5 for 10 minutes. **Power Plays:** Michigan 1 for 3; Denver 2 for 9. **Officials:** Andy Gambucci, Bob Gilray. **Attendance:** 5,296.

## 1965 CHAMPIONSHIP GAME, MARCH 20 AT PROVIDENCE, R.I.

### MICHIGAN TECH 8, BOSTON COLLEGE 2

Boston College	0	1	1	—	2
Michigan Tech	3	4	1	—	8

**First Period:** MT – Gary Milroy (Wayne Weller), 7:28; MT – Weller (Al Holm, Milroy), 13:12; MT – Bob Wilson (Pete Leiman), 18:56 (pp). **Penalties:** BC – John Moylan, 6:00; MT – Terry Ryan, 6:00; MT – Colin Patterson, 8:47; MT – Ed Caterer, 10:52; BC – Woody Johnson, 16:57.

**Second Period:** MT – Patterson (Wilson), 2:13; MT – Fred Dart (Steve Yoshino, Bob Toothill), 3:37; MT – Milroy (Bruce Riutta), 14:58 (pp); BC – E.J. Breen (Ralph Toran), 17:24 (pp); MT – Weller (Milroy), 19:26. **Penalties:** BC – Frank Kearns, 4:02; MT – Dennis Huculak, 12:04; BC – Jim Mullen, 14:23; MT – Milroy, 16:06; MT – Dave Confrey, 16:31; BC – Johnson, 19:32; MT – Weller, 19:32; MT – Holm, 19:32.

**Third Period:** BC – Mullen (Phil Dyer, John Cuniff), 6:02; MT – Wilson (unassisted), 17:58. **Penalties:** BC – Toran, 2:08; MT – Huculak, 10:47; BC – Kearns, 10:47; MT – Ryan, 14:17.

**Shots on goal:** Boston College 5-11-11 – 27; Michigan Tech 10-14-11 – 35. **Saves:** Boston College (Pat Murphy) 27; Michigan Tech (Tony Esposito) 25. **Total Penalties:** Boston College 7 for 14 minutes; Michigan Tech 10 for 20 minutes. **Power Plays:** Boston College 1 for 7; Michigan Tech 2 for 4. **Officials:** Bob Barry, Andy Gambucci. **Attendance:** 2,600.



1965 Michigan Tech – Front row (left to right): Rick Best, Bruce Riutta, Terry Ryan, Pete Leiman, Al Holm, Rick Yeo, Dennis Huculak, Fred Dart, Tony Esposito. Middle row: Student manager Wallace Reid, Gary Milroy, Bob Wilson, Bob Toothill, Bob Brooks, Tom Steele, Roy Heino, Wayne Weller, head coach John MacInnes. Back row: Dave Confrey, Colin Patterson, Mike Gorman, Joe Galetto, Ed Caterer, Steve Yoshino.

## 1966 CHAMPIONSHIP GAME, MARCH 19 AT MINNEAPOLIS

### MICHIGAN ST. 6, CLARKSON 1

Michigan St.	1	1	4	—	6
Clarkson	1	0	0	—	1

**First Period:** MS – Mike Coppo (Don Heaphy), 14:31 (pp); C – Andrew Hamilton (John McLennan, Tom Hurley), 17:54 (pp). **Penalties:** C – Jack Levitt (interference), 7:09; C – Joe Demerski (boarding), 7:09; C – Gerry Kovolchuk (cross-checking), 13:48; MS – Tom Purdo (cross-checking), 16:06; C – Brian Dooling (misconduct, shooting puck after whistle), 16:09; MS – Heaphy (interference), 17:20; C – Levitt (illegal checking), 18:14.

**Second Period:** MS – Bob Brawley (Brian McAndrew, Heaphy), 14:31. **Penalties:** C – Tom Hurley (tripping), 4:47; MS – Mike Coppo (tripping), 5:44; MS – Dick Bois (hooking), 8:43; C – Hamilton (roughing), 13:16; MS – Doug Volmar (roughing), 13:16; C – John McLennan (hooking), 14:42; MS – Bois (cross-checking), 17:58.

**Third Period:** MS – Coppo (Bill Faunt), 17:17; MS – Bob Fallat (McAndrew), 3:38; MS – Volmar (Faunt), 12:12; MS – Faunt (unassisted), 19:32 (pp). **Penalties:** C – Harry Dunn (interference), 1:35; C – Levitt (slashing), 7:23; C – McLennan (elbowing), 7:53; C – Bench (too many men), 9:03; C – Kovolchuk (slashing), 18:11.

**Shots on goal:** Michigan St. 17-9-20 – 46; Clarkson 8-13-4 – 25. **Saves:** Michigan St. (Gaye Cooley) 24; Clarkson (Terry Yurkiewicz) 40. **Total Penalties:** Michigan St. 6 for 12 minutes; Clarkson 13 for 34 minutes. **Power Plays:** Michigan St. 2 for 12; Clarkson 1 for 5. **Officials:** Andy Gambucci, Bill Cleary. **Attendance:** 3,101.



1966 Michigan St. – Front row (left to right): Gaye Cooley, Matt Mulcahy, Don Heaphy, Jerry Fisher, Mike Coppo, Tom Purdo, Larry Roche. Middle row: Trainer Clyde Stretch, Brian McAndrew, Tom Mikkola, Mike Jacobson, Dainis Vedejs, Ron Roth, Doug Volmar, Tom Crowley, Wayne Duffett, head coach Amo Bessone. Back row: Manager Bill Smith, Dick Bois, Bill Faunt, Doug French, Nino Cristofoli, Bob Fallat, John Schuster, manager Ralph Faust.



## 1967 CHAMPIONSHIP GAME, MARCH 18 AT SYRACUSE, N.Y.



1967 Cornell – Front row (left to right): Bruce Pattison, Peter Tufford, Walt Stanowski, Doug Ferguson, Ken Dryden, Dave Ferguson, Bob Kinasewich, Mike Doran, Paul Althouse. Middle row: Head coach Ned Harkness, Harry Orr, Andy Crowley, Brian Cornell, Bob McGuinn, Murray Death, Ted Coviello, trainer Alf Ekman, assistant coach Bob McCabe. Back row: Manager Charley Boucher, Dave Quarrie, Kennedy Smith, Murray Watkinson, George Swan, manager Dick Johnson.

### CORNELL 4, BOSTON U. 1

Boston U.	0	1	0	—	1
Cornell	2	1	1	—	4

**First Period:** C – Bob Kinasewich (Murray Death, Walt Stanowski), 1:26; C – Stanowski (Dave Ferguson, Harry Orr), 18:55 (pp). **Penalties:** C – Ted Coviello (tripping), 1:52; C – Bruce Pattison (hooking), 11:08; BU – Jack Parker (hooking), 17:40.

**Second Period:** C – Doug Ferguson (Da. Ferguson), 12:41 (pp); BU – Mike Sobeski (Jim Quinn, Fred Bassi), 12:53. **Penalties:** C – Kinasewich (leaving feet to play puck), 2:01; C – Orr (tripping), 3:38; BU – Sobeski (interference), 6:50; BU – John Cooke (charging), 12:12; C – Paul Althouse (hooking), 14:37; C – Mike Doran (cross-checking), 15:29; BU – Bassi (tripping), 17:32.

**Third Period:** C – Bob McGuinn (Coviello, Stanowski), 10:12. **Penalties:** C – Orr (spearing), 3:09; BU – Bassi (cross-checking), 8:10; C – Orr (interference), 15:27; C – Do. Ferguson (high-sticking), 17:02; C – Do. Ferguson (fighting and disqualification), 17:02; BU – Bill Riley (high-sticking), 17:02; BU – Parker (roughing), 17:02.

**Shots on goal:** Boston U. 12-16-5 – 33; Cornell 11-16-18 – 45. **Saves:** Boston U. (Wayne Ryan) 41; Cornell (Ken Dryden) 32. **Total Penalties:** Boston U. 7 for 14 minutes; Cornell 10 for 26 minutes. **Power Plays:** Boston U. 0 for 9; Cornell 2 for 5. **Officials:** Giles Threadgold, Bill Cleary. **Attendance:** 6,571.

## 1968 CHAMPIONSHIP GAME, MARCH 16 AT DULUTH, MINN.



1968 Denver – Front row (left to right): Gerry Powers, Bob Trembecky, Jim Wiste, Jim Shires, Cliff Koroll, Tom Miller, Frank Daly. Middle row: Trainer Gene Bradshaw, Terry Leifson, Ed Hamilton, Dale Zeman, Randy Ward, Keith Magnuson, Tim Gould, Craig Patrick, manager Tom Sampson. Back row: Tom Gilmore, Al Genovy, head coach Murray Armstrong, Gerry Jonasson, Rich Blanche, Don Thiessen.

### DENVER 4, NORTH DAKOTA 0

Denver	0	0	4	—	4
North Dakota	0	0	0	—	0


**First Period:** **Penalties:** D – Tom Gilmore (tripping), 3:22; D – Dale Zeman (slashing), 9:05; ND – John Marks (interference), 13:07; ND – Gary Lyons (tripping), 14:42; D – Al Genovy (tripping), 19:05.

**Second Period:** **Penalties:** ND – Terry Abram (holding), 3:32; D – Gilmore (holding), 7:09; ND – Terry Ogden (cross-checking), 19:03.

**Third Period:** D – Bob Trembecky (Jim Wiste, Keith Magnuson), 2:44 (pp); D – Trembecky (Craig Patrick), 13:16; D – Genovy (Gilmore), 18:06; D – Gilmore (unassisted), 18:25. **Penalties:** ND – Mike Furlong (illegal check), 3:31; D – Tim Gould (slashing), 5:34; D – Magnuson (interference), 15:43.

**Shots on goal:** Denver 6-8-14 – 28; North Dakota 12-3-7 – 22. **Saves:** Denver (Gerry Powers) 22; North Dakota (Mike Curran) 24. **Total Penalties:** Denver 6 for 12 minutes; North Dakota 5 for 10 minutes. **Power Plays:** Denver 1 for 5; North Dakota 0 for 6. **Officials:** Frank Larson, Andy Gambucci. **Attendance:** 5,453.

## 1969 CHAMPIONSHIP GAME, MARCH 15 AT COLORADO SPRINGS, COLO.



1969 Denver – Front row (left to right): Terry Leifson, Craig Patrick, Dale Zeman, Randy Ward, Gerry Powers, Tim Gould, Keith Magnuson, Bob Trembecky, Tom Miller. Middle row: Assistant coach Harry Ottenbreit, Frank Daly, Gerry Jonasson, Tom Gilmore, Al Genovy, Rich Blanche, Don Thiessen, Ed Hamilton, head coach Murray Armstrong. Back row: Trainer Gene Bradshaw, Lynn Powis, Bill Pettinger, Dan Helm, John Saville, George Morrison, manager Tom Sampson.

### DENVER 4, CORNELL 3

Cornell	1	1	1	—	3
Denver	1	1	2	—	4

**First Period:** D – Tom Gilmore (Lynn Powis, Keith Magnuson), 2:41; C – Dan Lodboa (Bruce Pattison), 14:09. **Penalties:** C – Gordon Lowe, 6:04; D – Gilmore, 11:27.

**Second Period:** D – George Morrison (Tom Miller, Magnuson), 10:25 (pp); C – Brian Cornell (Peter Tufford), 12:08. **Penalties:** C – Kevin Pettit, 3:59; D – Dale Zeman, 7:19; C – William Duthie, 7:19; C – Duthie, 9:31; D – Magnuson, 16:44.

**Third Period:** D – Bob Trembecky (Magnuson, Craig Patrick), 4:17; D – Miller (Zeman), 11:50; C – Lowe (Steve Giuliani), 18:40. **Penalties:** D – Gerry Jonasson, 13:11; C – Lodboa, 17:43; D – Zeman, 17:43.

**Shots on goal:** Cornell 12-9-15 – 36; Denver 9-9-7 – 25. **Saves:** Cornell (Ken Dryden) 21; Denver (Gerry Powers) 33. **Total Penalties:** Cornell 5 for 10 minutes; Denver 5 for 10 minutes. **Power Plays:** Cornell 0 for 3; Denver 1 for 3. **Officials:** Andy Gambucci, Jack Barry. **Attendance:** 4,625.

## 1970 CHAMPIONSHIP GAME, MARCH 21 AT LAKE PLACID, N.Y.

### CORNELL 6, CLARKSON 4

Clarkson	2	1	1	—	4
Cornell	2	1	3	—	6

**First Period:** CL – Luc St. Jean (Jerry Kemp, Rick Magnusson), :20; CO – Larry Fullan (Steve Giuliani), 4:22; CO – Garth Ryan (unassisted), 11:22 (pp); CL – Kemp (St. Jean, Magnusson), 17:27 (pp). **Penalties:** CL – Wayne LaChance (tripping), 9:54; CO – Dave Westner (tripping), 11:34; CO – Ryan (high-sticking), 13:16; CL – Bill O'Flaherty (high-sticking), 13:16; CO – John Hughes (high-sticking), 16:58; CO – Ron Simpson (tripping), 17:14.

**Second Period:** CL – O'Flaherty (John Halme, Al Maki), 3:14; CO – Westner (Fullan, Ryan), 13:31. **Penalties:** CL – Greg Lewis (cross-checking), 5:37; CL – Maki (tripping), 7:32; CO – Bob Aitchison (tripping), 17:50; CO – Dan Lodboa (tripping), 19:44.

**Third Period:** CO – Lodboa (Brian McCutcheon, Giuliani), 5:03 (pp); CO – Lodboa (unassisted), 7:58 (sh); CO – Lodboa (McCutcheon), 12:17; CL – Steve Warr (Kemp), 13:29. **Penalties:** CL – Warr (tripping), 4:28; CO – Westner (tripping), 6:01; CO – Gordon Lowe (cross-checking), 7:42; CO – Simpson (cross-checking), 11:56; CL – Keith MacLean (high-sticking), 11:56; CO – Hughes (tripping), 17:34.

**Shots on goal:** Clarkson 7-6-6 – 19; Cornell 17-17-12 – 46. **Saves:** Clarkson (Bruce Bullock) 40; Cornell (Brian Cropper) 15. **Total Penalties:** Clarkson 6 for 12 minutes; Cornell 10 for 20 minutes. **Power Plays:** Clarkson 1 for 8; Cornell 2 for 4. **Officials:** Bill Riley, Giles Threadgold. **Attendance:** 2,000.



1970 Cornell – Front row (left to right): Bob Rule, Kevin Pettit, Steve Giuliani, Dick Bertrand, John Hughes, Dan Lodboa, Garth Ryan, Ian Orr, Gordie Lowe, Brian Cropper. Middle row: Head coach Ned Harkness, advisor Ellis Leonard, Jim Higgs, Bob Aitchison, Doug Stewart, Bill Perras, Bill Duthie, Mark Davis, Ron Simpson, Larry Fullan, Brian McCutcheon, assistant coach Rick Fullan, trainer Alf Ekman. Back row: Assistant manager Ken Gilstein, Ed Ambis, Dave Westner, manager Steve Gorkin, Craig Brush, assistant manager Artie Roth.

## 1971 CHAMPIONSHIP GAME, MARCH 20 AT SYRACUSE, N.Y.

### BOSTON U. 4, MINNESOTA 2


Minnesota	0	0	2	—	2
Boston U.	2	1	1	—	4

**First Period:** BU – Steve Stirling (John Danby, Bob Brown), 5:32 (pp); BU – Bob Gryp (Wayne Gowing), 10:10. **Penalties:** M – Frank Sanders (charging), 5:01; BU – Bob Murray (holding), 14:18.

**Second Period:** BU – Stirling (unassisted), 9:13. **Penalties:** BU – Mike LaGarde (high-sticking), 9:32; BU – Ron Anderson (elbowing), 17:18; M – Wally Olds (interference), 19:44.

**Third Period:** M – Doug Peltier (Craig Sarnier, Bruce McIntosh), 13:07; BU – Anderson (Steve Dolloff, Brown), 17:45; M – Dean Blais (McIntosh), 19:44. **Penalties:** BU – LaGarde (holding), 11:04; BU – Murray (hooking), 18:09; M – D. Peltier (offensive check), 18:09; M – Blais (cross-checking), 19:49.


**Shots on goal:** Minnesota 13-11-8 – 32; Boston U. 12-11-9 – 32. **Saves:** Minnesota (Dennis Erickson) 28; Boston U. (Dan Brady) 30. **Total Penalties:** Minnesota 4 for 8 minutes; Boston U. 5 for 10 minutes. **Power Plays:** Minnesota 0 for 4; Boston U. 1 for 3. **Officials:** Bob Barry, Frank Larson. **Attendance:** 6,017.



1971 Boston U. – Front row (left to right): Dan Brady, John Danby, Bob Gryp, Peter Yetten, Steve Stirling, Wayne Gowing, Bruce Hatton, Bob Murray, Tim Regan. Middle row: Head coach Jack Kelley, freshman coach Bob Crocker, Steve Dolloff, Guy Burrowes, Bob Brown, Ric Jordan, Mike LaGarde, Dave Warner, Bill Fenwick, John Grady, Larry Abbott, manager Saul Weiss, equipment manager Carl James. Back row: Ray Cournoyea, Peter Thornton, Stefan Brueckner, Ron Anderson, Don Cahoon, Paul Giandomenico, Olivier Prechac.



## 1972 CHAMPIONSHIP GAME, MARCH 18 AT BOSTON



1972 Boston U. – Front row (left to right): Tim Regan, Paul Giandomenico, Don Cahoon, Dave Warner, Ric Jordan, Bob Murray, John Danby, Bob Gryp, Guy Burrowes, Bob Brown, Mike LaGarde, Peter Thornton, Dan Brady, equipment manager Carl James. Back row: Head coach Jack Kelley, assistant coach Bob Crocker, assistant coach Jack Parker, Rick Powers, Ray Cournoyea, Steve Dolloff, Ron Anderson, Bill Flynn, Al Judge, Ray Fowle, Dave Wisener, Larry Abbott, Rick Brugman, Jim Connors, Ed Walsh, manager Chris Henes, assistant coach Andy Fila.

### BOSTON U. 4, CORNELL 0

Cornell	0	0	0	—	0
Boston U.	1	1	2	—	4


**First Period:** BU – Ron Anderson (Bob Brown, Ric Jordan), 10:42 (pp). **Penalties:** C – Gordon McCormick, 8:52; BU – Mike LaGarde, 18:13; C – Larry Fullan, 18:13.

**Second Period:** BU – Jordan (Bob Brown), 10:51 (pp). **Penalties:** C – Dave Elenbaas, 9:13; BU – Anderson, 9:44; C – Fullan, 9:44.

**Third Period:** BU – Anderson (Don Cahoon), 1:39; B – Jordan (Cahoon, Anderson), 13:13. **Penalties:** BU – Peter Thornton, 3:24.

**Shots on goal:** Cornell 14-12-13 – 39; Boston U. 8-11-13 – 32. **Saves:** Cornell (Elenbaas) 28; Boston U. (Tim Regan) 39. **Total Penalties:** Cornell 4 for 8 minutes; Boston U. 3 for 6 minutes. **Power Plays:** Cornell 0 for 1; Boston U. 2 for 2. **Officials:** Bob Barry, Frank Larson. **Attendance:** 14,995.

## 1973 CHAMPIONSHIP GAME, MARCH 17 AT BOSTON



1973 Wisconsin – Front row (left to right): Assistant coach Bill Rothwell, Stan Hinkley, Bill Reay Jr., Doug Kelso, Doug Spitzig, Bob Freker, Dick Perkins, Jim Makey, Doug McFadyen, Dave Pay, Gary Winchester, Jim Johnston, head coach Bob Johnson. Middle row: Assistant coach Bill Howard, Dennis Olmstead, Jay Rendall, Dave Arundel, Tom Machowski, Dean Talafofus, John Taft, Steve Short, Don Deprez, Ernie Blackburn, Steve Alley, Ted Daley, assistant coach Jeff Rotsch. Back row: Assistant trainer Dennis Helwig, manager Tom Colby, Bob Lundeen, Rick Wineberg, Bob Shaughnessy, John Coyne, Tom Kuklinski, Norm Cherrey, Lloyd Bentley, Tim Dool, Tim Hausman, Jack Johnson, manager Bob Zimmerman.

### WISCONSIN 4, DENVER 2

Wisconsin	1	2	1	—	4
Denver	1	1	0	—	2

**First Period:** W – Dave Pay (Jim Johnston), 3:05; D – Jim Miller (Peter McNab, John Pearson), 13:55. **Penalties:** W – Johnston (tripping), 19:32.

**Second Period:** D – Rich Preston (McNab), :54 (pp); W – Tim Dool (Norm Cherrey, Lloyd Bentley), 4:17 (pp); W – Dean Talafofus (Bob Lundeen, Don DePrez), 8:30. **Penalties:** D – Bob Young (interference), 4:01; D – McNab (holding), 13:07; W – Pay (tripping), 17:59.

**Third Period:** W – Johnston (Gary Winchester, Pay), 2:34. **Penalties:** W – Pay (holding), 14:18.

**Shots on goal:** Wisconsin 12-9-8 – 29; Denver 14-12-8 – 34. **Saves:** Wisconsin (Jim Makey) 32; Denver (Ron Grahame) 25. **Total Penalties:** Wisconsin 3 for 6 minutes; Denver 2 for 4 minutes. **Power Plays:** Wisconsin 1 for 2; Denver 1 for 3. **Officials:** Paul Duffy, Medo Martinello. **Attendance:** 8,055.

(Denver's participation in the 1973 tournament vacated by NCAA Committee on Infractions.)

## 1974 CHAMPIONSHIP GAME, MARCH 16 AT BOSTON

### MINNESOTA 4, MICHIGAN TECH 2

Minnesota	1	1	2	—	4
Michigan Tech	0	1	1	—	2

**First Period:** M — John Sheridan (Warren Miller, Pat Phippen), 15:26. **Penalties:** MT — Mike Usitalo, 11:31.

**Second Period:** M — Joe Perpich (Brad Morrow, Mike Polich), 3:24; MT — George Lyle (Bob D'Alvise), 13:40. **Penalties:** MT — D'Alvise, 1:34; MT — Lyle, 1:34; M — Joe Micheletti, 1:34; M — Dick Spannbauer, 1:34; MT — Bruce Abbey, 5:14; MT — Bob Lorimer, 6:09; M — Mike Polich, 6:09; MT — Graham Wise, 10:11; MT — Lyle, 13:53; M — Doug Falls, 13:53; MT — Jim Nahrgang, 14:10.

**Third Period:** M — Rob Harris (John Matschke), 4:45; M — Phippen (Sheridan), 17:17; MT — Mike Zuke (Bill Steele, Lorne Stamler), 19:12. **Penalties:** MT — Elie Vorlicek, 6:02.

**Shots on goal:** Minnesota 17-8-14 — 39; Michigan Tech 11-10-3 — 24. **Saves:** Minnesota (Brad Shelstad) 22; Michigan Tech (Rick Quance) 35. **Total Penalties:** Minnesota 4 for 8 minutes; Michigan Tech 9 for 18 minutes. **Power Plays:** Minnesota 0 for 5; Michigan Tech 0 for 0. **Officials:** Gordie Lee, Medo Martinello. **Attendance:** 7,132.



1974 Minnesota — Front row (left to right): Equipment manager Dick Brown, John Matschke, John Perpich, Eric Lockwood, Brad Shelstad, Bill Moen, Cal Cossalter, John Harris, manager Dennis Cossalter. Middle row: Team physician Dr. V. George Nagobads, Brad Morrow, John Sheridan, Bruce Carlson, Doug Falls, Dick Spannbauer, Mike Phippen, Rob Harris, Les Auge, Tim Carlson, athletics director Paul Giel, head coach Herb Brooks. Back row: Tom Vannelli, Warren Miller, Tom Dahlheim, Joe Micheletti, Bill Schneider, Mike Polich, Pat Phippen, manager David Gurovitsch.

## 1975 CHAMPIONSHIP GAME, MARCH 15 AT ST. LOUIS

### MICHIGAN TECH 6, MINNESOTA 1

Michigan Tech	2	2	2	—	6
Minnesota	0	0	1	—	1

**First Period:** MT — Bill Steele (Doug Young, Bob D'Alvise), 11:36; MT — Mike Zuke (Steve Jensen), 18:56. **Penalties:** M — Bill Schneider (interference), 1:00; MT — George Lyle (high-sticking), 3:37; M — Joe Micheletti (high-sticking), 5:16; MT — Jim Mayer (roughing), 12:27; M — Warren Miller (roughing), 12:27; MT — Dana Decker (tripping), 15:27.

**Second Period:** MT — Lyle (S. Jensen, Stu Ostlund), 5:21; MT — Scott Jessee (Mayer, Pete Roberts), 18:40. **Penalties:** MT — Bruce Abbey (interference), :46; MT — Lyle (tripping), 8:19; M — Rob Harris (elbowing), 10:53.

**Third Period:** MT — D'Alvise (Jeff Wilcox, Steele), 1:26 (pp); MT — Lyle (Ostlund, Abbey), 6:56 (pp); M — Tom Younghans (Pat Phippen, Les Auge), 9:49. **Penalties:** M — Micheletti (interference), :18; MT — Bob Lorimer (tripping), 3:40; M — Paul Holmgren (elbowing), 5:55; M — Miller (high-sticking), 7:10; M — Russ Anderson (holding), 7:21; MT — Mayer (hooking), 13:32; M — Mike Polich (hooking), 13:32; MT — Jim Murray (roughing), 13:32.


**Shots on goal:** Michigan Tech 9-5-11 — 25; Minnesota 7-9-7 — 23. **Saves:** Michigan Tech (Jim Warden) 22; Minnesota (Larry Thayer) 19. **Total Penalties:** Michigan Tech 8 for 16 minutes; Minnesota 9 for 18 minutes. **Power Plays:** Michigan Tech 2 for 7; Minnesota 0 for 6. **Officials:** Medo Martinello, Jim Duffy. **Attendance:** 6,838.



Young, Scott Jessee, assistant coach Glen Weller, head coach John MacInnes. Back row: Kurt Helminen, Steve Bouchard, Ed Dempsey, Dana Decker, Nels Goddard, Chris Ferguson, Stu Ostlund, student manager Dale Zschoche, assistant coach Rick Yeo.



## 1976 CHAMPIONSHIP GAME, MARCH 27 AT DENVER



1976 Minnesota – Front row (left to right): Jeff Tscherne, Russ Anderson, Joe Micheletti, Tom Vannelli, Pat Phippen, Warren Miller, Tom Younghans, Bryan Fredrickson, Brad Morrow, Tom Mohr. Middle row: Steve Janaszak, Don Madson, team physician Dr. V. George Nagobads, team dentist Dr. Norman O. Holle, assistant coach Brad Buetow, head coach Herb Brooks, athletics director Paul Giel, trainer Gary Smith, manager Jim Davidson, assistant manager Adam White, Reed Larson, Tim Rainey, Mark Lambert. Back row: Ken Yackel, Bob Fish, Tom Gorence, Rob Larson, Phil Verchota, Joe Baker, Jim Boo, Tony Dorn, Bill Baker, Dan Bonk, Mark Conway, Bruce Lind.

### MINNESOTA 6, MICHIGAN TECH 4

Minnesota	1	3	2	—	6
Michigan Tech	3	1	0	—	4

**First Period:** MT – Warren Young (Dave Joelson, Ed Dempsey), 7:55; MT – W. Young (Joelson, Dana Decker), 10:36; MT – Jim Murray (Scott Jessee), 11:31; M – Tom Vannelli (Tom Younghans, Pat Phippen), 17:05 (pp). **Penalties:** MT – W. Young (slashing), 2:08; MT – Jim Mayer (roughing), 6:47; M – Joe Micheletti (tripping), 7:40; M – Bench (too many men, served by Tim Rainey), 8:27; MT – Pete Roberts (elbowing), 11:43; MT – Stu Ostlund (tripping), 13:55; MT – Jeff Wilcox (slashing), 16:28; M – Younghans (roughing), 18:57; MT – Stu Younger (roughing), 18:57.

**Second Period:** M – Micheletti (Reed Larson, Vannelli), 2:55 (pp); M – Bill Baker (Vannelli, Phippen), 10:26 (pp); M – Tom Gorence (Re. Larson), 12:47; MT – Nels Goddard (Roberts, Mike Zuke), 19:24. **Penalties:** MT – Steve Letzgus (holding), 1:11; MT – Dempsey (elbowing), 9:17; M – Micheletti (slashing), 9:59; M – Bench (too many men), 15:49.

**Third Period:** M – Phippen (Vannelli, Re. Larson), 8:37; M – Miller (Phippen, Vannelli), 19:30.

**Shots on goal:** Minnesota 8-16-11 – 35; Michigan Tech 12-3-9 – 24. **Saves:** Minnesota (Jeff Tscherne 9, Tom Mohr 11) 20; Michigan Tech (Bruce Horsch) 29. **Total Penalties:** Minnesota 5 for 10 minutes; Michigan Tech 8 for 16 minutes. **Power Plays:** Minnesota 3 for 7; Michigan Tech 0 for 4. **Officials:** Bill Riley Jr., Medo Martinello. **Attendance:** 5,311.

## 1977 CHAMPIONSHIP GAME, MARCH 26 AT DETROIT



1977 Wisconsin – Front row (left to right): Assistant coach Grant Standbrook, Dave Lundeen, Dave Herbst, Brad Johnson, Craig Norwich, Julian Baretta, Dave McNab, Mike Dibble, Murray Johnson, George Gwozdecky, Tom Ulseth, Mark Capouch, head coach Bob Johnson. Middle row: Manager Jim Reed, assistant coach Bill Howard, Steve Ganske, Mike Meeker, John Suter, Tom Lundeen, John Taft, Clark Kavolinas, Brad Mullens, John Gregory, Ian Perrin, Lee Skille, Steve Alley, assistant coach Dick Perkins, trainer Dennis Helwig. Back row: Manager Herb Falconer, assistant coach Gary Weitz, Ron Griffin, Brian Devlin, Tim Phippen, Jim Scheid, Mark Johnson, Les Grauer, Mike Eaves, Bob Suter, Rod Romanchuk, Norm McIntosh, Dr. Bill Clancy, assistant trainer Bryant Kirk.

### WISCONSIN 6, MICHIGAN 5 (OT)

Wisconsin	3	1	1	1	—	6
Michigan	1	1	3	0	—	5

**First Period:** W – Steve Alley (Craig Norwich, Mike Eaves), 2:29 (pp); W – Dave Herbst (Norwich, Dave Lundeen), 9:27; W – Mark Johnson (Eaves, Alley), 15:12 (pp); M – Cliff Maurer (Kris Manery, Rob Palmer), 16:13 (pp). **Penalties:** M – Manery (hooking), 1:12; W – Herbst (hooking), 5:48; M – Dan Hoene (tripping), 15:01; W – Murray Johnson (elbowing), 15:21; W – Norwich (high-sticking), 19:27; M – John Waymann (high-sticking), 19:27.

**Second Period:** M – Dave Debol (Maurer, Rob Palmer), 1:33 (pp); W – Mike Meeker (Mark Johnson, Bob Suter), 2:15. **Penalties:** W – Alley (hooking), :30; Herbst (tripping), 2:54; M – Dean Turner (interference), 8:44; W – Bob Suter (elbowing), 14:44; Norwich (interference), 17:13.

**Third Period:** W – Mark Johnson (Les Grauer, Meeker), 1:10; M – Mark Miller (Debol, Doug Todd), 1:36; M – Debol (Bill Thayer), 2:14; M – Waymann (Maurer), 14:22. **Penalties:** W – Norwich (high-sticking), 1:55; M – Hoene (high-sticking), 1:55; M – John McCahill (elbowing), 5:03; W – John Taft (tripping), 8:41.

**Overtime:** W – Alley (Eaves, Tom Ulseth), :23.

**Shots on goal:** Wisconsin 11-10-8-1 – 30; Michigan 11-13-15-0 – 39. **Saves:** Wisconsin (Julian Baretta) 34; Michigan (Rick Palmer) 24. **Total Penalties:** Wisconsin 9 for 18 minutes; Michigan 6 for 12 minutes. **Power Plays:** Wisconsin 2 for 4; Michigan 2 for 7. **Officials:** Medo Martinello, Deno Paniccia. **Attendance:** 14,437.

## 1978 CHAMPIONSHIP GAME, MARCH 25 AT PROVIDENCE, R.I.

### BOSTON U. 5, BOSTON COLLEGE 3


Boston College	2	0	1	—	3
Boston U.	3	1	1	—	5

**First Period:** BU – Mark Fidler (Dick Lamby, Jack O'Callahan), :38 (pp); BC – Joe Mullen (Joe Augustine), 11:00; BC – Bobby Hehir (unassisted), 13:26; BU – Dave Silk (O'Callahan), 14:44 (pp); BU – Tony Meagher (Lamby), 17:24 (sh). **Penalties:** BC – Augustine (holding), :09; BU – Lamby (hooking), 2:39; BU – O'Callahan (high-sticking), 5:51; BU – Bill LeBlond (high-sticking), 9:23; BC – Mike Ewanowski (tripping), 14:26; BU – Bill O'Neill (slashing), 15:47; BU – O'Neill (high-sticking), 18:07; BC – Charlie Antetomaso (tripping), 18:43.

**Second Period:** BU – Meagher (Bob Boileau, Marc Hetnik), 7:05. **Penalties:** BC – George Amidon (tripping), 4:28; BC – Antetomaso (tripping), 8:06; BU – Lamby (hooking), 8:29; BU – LeBlond (holding), 12:56; BC – Augustine (interference), 13:53; BU – Fidler (slashing), 16:47; BC – Paul Hammer (cross-checking), 17:33; BC – Antetomaso (tripping), 18:20.

**Third Period:** BU – Fidler (Silk, Lamby), 1:01; BC – Steve Barger (Mark Switaj, Bill Kennedy), 3:30. **Penalties:** BU – John Bethel (high-sticking), 8:53; BU – John Bethel (roughing), 8:53; BC – Joe Casey (high-sticking), 8:53; BC – Joe Casey (roughing), 8:53; BU – Lamby (holding), 10:03; BC – Paul Barrett (high-sticking), 15:18.

**Shots on goal:** Boston College 8-9-14 – 31; Boston U. 13-14-9 – 36. **Saves:** Boston College (Paul Skidmore) 31; Boston U. (Jim Craig) 28. **Total Penalties:** Boston College 10 for 20 minutes; Boston U. 12 for 24 minutes. **Power Plays:** Boston College 0 for 10; Boston U. 2 for 8. **Officials:** Joe Faucette, Medo Martinello. **Attendance:** 11,038.



1978 Boston U. – Front row (left to right): Bob Wels, Matt Marden, Marc Hetnik, Jack O'Callahan, Brian Durocher, Dick Lamby, John Corriveau, Bob Boileau, Jim Craig. Middle row: Assistant coach Andy Fila, assistant coach Bob Murray, assistant coach Don Cahoon, John Bethel, Tim Kimball, Bill LeBlond, Mickey Mullen, Brian O'Connor, Vince Mullins, Scott Nieland, John Melanson, Dave Silk, student manager Tony Ruvalo, head coach Jack Parker, equipment manager Carl James. Back row: Tony Meagher, Bill Cotter, Todd Johnson, Paul Miller, John Fox, Bill O'Neill, Daryl MacLeod, Mark Fidler.

## 1979 CHAMPIONSHIP GAME, MARCH 24 AT DETROIT

### MINNESOTA 4, NORTH DAKOTA 3


Minnesota	3	0	1	—	4
North Dakota	1	1	1	—	3

**First Period:** M – Steve Christoff (Phil Verchota), 4:11; M – John Meredith (Eric Strobel, Steve Ulseth), 8:05; ND – Bill Himmelright (Mark Taylor, Kevin Maxwell), 17:10 (pp); M – Bill Baker (Don Micheletti, Neal Broten), 19:22. **Penalties:** M – Rob McClanahan (high-sticking), 1:53; M – Mike Ramsey (high-sticking), 5:18; M – Micheletti (hooking), 9:50; ND – Taylor (elbowing), 10:50; M – McClanahan (high-sticking), 15:23; ND – Dave Christian (high-sticking), 15:23; M – Tim Harter (hooking), 16:04; ND – Marc Chorney (hooking), 17:20.

**Second Period:** ND – Maxwell (Cary Eades, Taylor), 18:02. **Penalties:** ND – Charles Burggraf (hooking), :25; ND – Eades (slashing), 3:33; ND – Smail (charging), 8:50.

**Third Period:** M – Broten (Christoff, Bart Larson), 2:48; ND – Chorney (Burggraf, Taylor), 9:56. **Penalties:** ND – Howard Walker (interference), 7:40.

**Shots on goal:** Minnesota 16-8-11 – 35; North Dakota 9-11-8 – 28. **Saves:** Minnesota (Steve Janaszak) 25; North Dakota (Bill Stankoven 13, Bob Iwabuchi 18) 31. **Total Penalties:** Minnesota 5 for 10 minutes; North Dakota 7 for 14 minutes. **Power Plays:** Minnesota 0 for 6; North Dakota 1 for 4. **Officials:** Medo Martinello, John Ricci. **Attendance:** 7,011.



1979 Minnesota – Front row (left to right): Steve Janaszak, Rob McClanahan, Joe Baker, Phil Verchota, head coach Herb Brooks, Bill Baker, athletics director Paul Giel, Steve Christoff, Eric Strobel, Don Micheletti, Jim Jetland. Middle row: Dave Terwilliger, Mike Greeder, Jeff Teal, student trainer Jim Mulcahy, hockey trainer Mike Bell, assistant coach Brad Buetow, assistant coach John Perpich, assistant coach Mike Foley, senior manager Steve Tollund, student manager Fred Field, Mike Ramsey, Brad Doshan, Tim Harter. Back row: Steve Ulseth, Neal Broten, Kevin Hartzell, Brian Zins, Jay Larson, Bob Bergloff, Steve Pepper, Peter Hayek, John Meredith, Wayne Larson, Bart Larson. Not pictured: Equipment manager Buddy Kessel, team physician Dr. V. George Nagobads, team dentist Dr. Norman O. Holle.



## 1980 CHAMPIONSHIP GAME, MARCH 29 AT PROVIDENCE, R.I.



1980 North Dakota – Front row (left to right): Darren Jensen, Rick Zaparniuk, Rick Myers, Dean Dachyshyn, Marc Chorney, Mark Taylor, Mel Donnelly, head coach Gino Gasparini, Bob Iwabuchi, Erwin Martens, Phil Sykes, Mike Neitzke, Doug Smail, Brad Cox, Pierre Lamoureux. Back row: Equipment manager Dave Kamrowski, athletic trainer A.G. Edwards, assistant coach Rick Wilson, Glen White, Troy Magnuson, Paul Chadwick, Mickey Volcan, Craig Ludwig, Gary Ganglehoff, Travis Dunn, Glen Fester, Cary Eades, Howard Walker, Conway Marvin, Frank Burggraf, Dusty Carroll, trainer Todd Jorganson, Paul Jorganson, assistant coach Jim Nelson.

### NORTH DAKOTA 5, NORTHERN MICH. 2

Northern Mich.	0	0	2	—	2
North Dakota	2	1	2	—	5


**First Period:** ND – Doug Smail (Phil Sykes, Mark Taylor), 9:43 (pp); ND – Smail (Sykes, Travis Dunn), 12:48. **Penalties:** ND – Smail (holding), :58; ND – Brad Cox (hooking), 5:47; NM – Mike Mielke (roughing), 8:56; NM – Greg Tignanelli (roughing), 11:59; ND – Dean Dachyshyn (roughing), 11:59; ND – Paul Chadwick (slashing), 16:49; NM – Bill Joyce (slashing), 16:49; NM – Joyce (high-sticking), 19:16.

**Second Period:** ND – Smail (Sykes), 3:12. **Penalties:** NM – Keith Hanson (high-sticking), 2:45; ND – Frank Burggraf (slashing), 2:45; ND – Cox (hooking), 4:17; NM – Jeff Tascoff (elbowing), 4:17; ND – Rick Myers (roughing), 10:39; NM – Terry Houck (elbowing), 13:15; NM – Mielke (roughing), 15:14; ND – Burggraf (elbowing), 15:14; ND – Chadwick (elbowing), 18:11.

**Third Period:** ND – Sykes (unassisted), 8:02; NM – Joyce (Don Waddell, Tom Laidlaw), 14:29; NM – Houck (Hanson, Jeff Pyle), 15:26; ND – Smail (Sykes, Burggraf), 18:21. **Penalties:** ND – Marc Chorney (high-sticking), 12:26.

**Shots on goal:** Northern Mich. 5-5-12 – 22; North Dakota 13-20-12 – 45. **Saves:** Northern Mich. (Steve Weeks) 40; North Dakota (Darren Jensen) 20. **Total Penalties:** Northern Mich. 8 for 16 minutes; North Dakota 10 for 20 minutes. **Power Plays:** Northern Mich. 0 for 5; North Dakota 1 for 3. **Officials:** Steve Dowling (referee), John Ricci (referee), Duane Markus (linesman). **Attendance:** 5,811.

## 1981 CHAMPIONSHIP GAME, MARCH 28 AT DULUTH, MINN.



1981 Wisconsin – Front row (left to right): Assistant coach Grant Standbrook, Ed Lebler, Dan Gorowsky, Scott Lecy, Marc Behrend, Terry Kleisinger, Jay McFarlane, Kip Pendleton, Jamey Gremore, Theran Welsh, Jon Morgan, Randy Keller, head coach Bob Johnson. Middle row: Administrative assistant Tom Osenton, Ron Vincent, Scott Sabo, Pat Ethier, John Johannson, Steve McKenzie, Lexi Doner, John Newberry, Tim Sager, Jeff Andringa, Ted Pearson, manager Rob Malnory, assistant coach Bill Howard. Back row: Assistant manager Mark Melby, Gramps O'Sheridan, Todd Lecy, Tom Carroll, Brad Benson, Ken Keryluk, Brian Mullen, Peter Johnson, Todd Delveaux, Ed Repins, John Dougherty, Bruce Driver, assistant trainer Jim Pluemer, trainer Dennis Helwig.

### WISCONSIN 6, MINNESOTA 3

Wisconsin	3	2	1	—	6
Minnesota	0	1	2	—	3

**First Period:** W – Dan Gorowsky (John Newberry, Ron Vincent), 9:24; W – Newberry (Vincent, Theran Welsh), 14:49 (pp); W – Ed Lebler (Pat Ethier), 19:49. **Penalties:** W – Newberry (roughing), :28; M – Dave Jensen (roughing), :28; W – Bruce Driver (hooking), 4:14; W – Ethier (interference), 9:35; W – Brian Mullen (charging), 10:11; M – Neal Broten (cross-checking), 10:11; W – Jay McFarlane (charging), 11:58; M – Paul Butters (interference), 14:15.

**Second Period:** W – Ted Pearson (Lebler, Newberry), 9:23; M – Bryan Erickson (Steve Ulseth, Mike Knoke), 12:37; W – Newberry (Scott Lecy, Vincent), 14:27 (pp). **Penalties:** W – Welsh (holding), 5:48; W – Pete Johnson (hooking), 10:31; M – Scott Bjugstad (high-sticking), 12:51; M – Mike Meadows (roughing), 15:28; M – Bob Bergloff (roughing), 16:00; W – Ethier (elbowing), 18:15.

**Third Period:** M – Knoke (Jensen, Aaron Broten), :10 (pp); M – Erickson (Kevin Hartzell, A. Broten), 16:09 (pp); W – Lebler (Driver), 18:40 (en). **Penalties:** W – Pearson (hooking), 5:21; W – Todd Lecy (interference), 15:06.

**Shots on goal:** Wisconsin 11-14-17 – 42; Minnesota 8-10-15 – 33. **Saves:** Wisconsin (Marc Behrend) 30; Minnesota (Paul Butters 33, Jim Jetland 3) 36. **Total Penalties:** Wisconsin 10 for 20 minutes; Minnesota 6 for 12 minutes. **Power Plays:** Wisconsin 2 for 4; Minnesota 2 for 7. **Officials:** Charlie Holden (referee), John Ricci (referee), Dick Haigh (linesman). **Attendance:** 5,420.

## 1982 CHAMPIONSHIP GAME, MARCH 27 AT PROVIDENCE, R.I.

### NORTH DAKOTA 5, WISCONSIN 2

North Dakota	1	1	3	—	5
Wisconsin	1	1	0	—	2

**First Period:** ND – Glen White (Phil Sykes, Glen Fester), 1:26; W – Ron Vincent (Tim Thomas), 3:56. **Penalties:** W – Vincent (high-sticking), 4:27; ND – Jim Archibald (roughing), 7:58; ND – Troy Murray (high-sticking), 9:02.

**Second Period:** ND – Sykes (Gord Sherven), 1:09; W – John Newberry (Ted Pearson, Pat Flatley), 5:30. **Penalties:** W – Chris Chelios (high-sticking), 6:04; ND – James Patrick (tripping), 8:33; W – Pat Ethier (slashing), 16:16; W – Terry Kleisinger (slashing, served by John Johannson), 17:05; W – Sykes (slashing, served by Steve Palmisno), 17:05.

**Third Period:** ND – Sykes (Craig Ludwig, White), 6:27; ND – Cary Eades (Murray, Dean Dachyshyn), 10:07; ND – Sykes (White, Rick Zombo), 15:08. **Penalties:** W – Chelios (hooking), 6:40.

**Shots on goal:** North Dakota 12-10-16 – 38; Wisconsin 11-5-9 – 25. **Saves:** North Dakota (Darren Jensen) 23; Wisconsin (Kleisinger) 33. **Total Penalties:** North Dakota 4 for 8 minutes; Wisconsin 5 for 10 minutes. **Power Plays:** North Dakota 0 for 4; Wisconsin 0 for 3. **Officials:** Wayne Houmliel (referee), Dennis Parrish (referee), Terry Kirby (linesman). **Attendance:** 9,272.



1982 North Dakota – Kneeling (left to right): Jon Casey, Glen White, Troy Magnuson, Rick Zombo, Gord Sherven, Steve Palmisno. Standing: Pierre Lamoureux, Phil Sykes, assistant coach Dean Blais, Eddie Christian, Dean Barsness, Troy Murray, Mike Stone, Craig Ludwig, Frank Burggraf, Glen Fester, Dan Brennan, Bill Whitsitt, Dusty Carroll, Cary Eades, Jim Archibald, James Patrick, Dave Donnelly, Dave Tippet, head coach Gino Gasparini, trainer A.G. Edwards. Not pictured: Darren Jensen, assistant coach Don Boyd, Kelly Smith, Arley Olson, equipment manager Dave Kamrowski, trainer Tamie Englehart.

## 1983 CHAMPIONSHIP GAME, MARCH 26 AT GRAND FORKS, N.D.

### WISCONSIN 6, HARVARD 2

Wisconsin	1	1	4	—	6
Harvard	0	0	2	—	2

**First Period:** W – Pat Flatley (Paul Houck, Bruce Driver), 7:03 (pp). **Penalties:** H – Dave Connors (tripping), 6:29; W – Houck (holding), 11:01; W – Marty Wiitala (holding), 17:38; H – Shayne Kukulowicz (high-sticking), 18:19.

**Second Period:** W – Flatley (Paul Houston, Dave Maley), 16:09. **Penalties:** H – Mark Fusco (roughing), 10:12; W – Jim Johannson (roughing), 10:12; H – Scott Fusco (hooking), 10:53; W – Jan-Ake Danielson (high-sticking), 16:50; H – Phil Falcone (hooking), 20:00.

**Third Period:** W – Houston (Maley, Flatley), 3:00; H – S. Fusco (Neil Sheehy, Kukulowicz), 8:54; W – Driver (Scott Sabo, Wiitala), 11:35; H – Kukulowicz (Sheehy), 12:22; W – Houston (Driver, Maley), 18:39 (pp); W – John Johannson (Marc Behrend), 19:21 (sh). **Penalties:** H – Grant Blair (slashing, served by Jay North), 3:42; H – Kukulowicz (slashing), 18:12; W – Tim Sager (slashing), 19:01.


**Shots on goal:** Wisconsin 14-10-13 – 37; Harvard 9-10-7 – 26. **Saves:** Wisconsin (Behrend) 24; Harvard (Blair) 31. **Total Penalties:** Wisconsin 5 for 10 minutes; Harvard 7 for 14 minutes. **Power Plays:** Wisconsin 2 for 6; Harvard 0 for 4. **Officials:** Joe Faucette (referee), Dennis Parrish (referee), John Ricci (linesman). **Attendance:** 6,370 (estimate).



1983 Wisconsin – Front row (left to right): Assistant coach Bill Howard, administrative assistant Doug Spencer, Todd Lecy, Pat Ethier, Bruce Driver, Terry Kleisinger, Marc Behrend, Gary Baxter, John Johannson, Ted Pearson, Jeff Andringa, head coach Jeff Sauer. Middle row: Assistant trainer Barb Pearson, head athletic trainer Denny Helwig, Harold Olson, Chris Chelios, Tom Carroll, Marty Wiitala, Ernie Vargas, Dave Maley, Rick Heppner, Pat Flatley, Jim Johannson, Scott Sabo, Jan-Ake Danielson, assistant manager Dan Urban, manager Rob Malnory. Top row: Mark Edwards, Jacques de Saint Phalle, Steve Tschipper, Tim Sager, Paul Houck, Eric Faust, Matt Walsh, Paul Houston, Jeff Nate, Todd Delveaux, Tom Ryan. Not pictured: Assistant coach Grant Standbrook.



## 1984 CHAMPIONSHIP GAME, MARCH 24 AT LAKE PLACID, N.Y.



1984 Bowling Green – Front row (left to right): Nick Bandescu, Perry Braun, Dave O'Brian, Mike Pikul, Wayne Wilson, Tim Hack, Peter Wilson, Garry Galley. Second row: Gary Kruzich, Scott Hoyt, Jamie Wansbrough, Eddie Powers, Gino Cavallini, Scott Bylsma, Iain Duncan, Dan Kane. Third row: George Roll, Rob Urban, Mike Natyshak, Todd Fichel, Dave Randerson, Dave Ellett, John Fish, Wayne Collins, Gary Brush. Back row: Equipment manager Don Woods, head trainer Bill Jones, team physician Dr. Tom Wojciechowski, student trainer Mark Stoessner, student equipment manager Ken Lepper, assistant coach Terry Flanagan, head coach Jerry York, graduate assistant coach Peter Johnson, assistant coach Buddy Powers. Not pictured: John Samanski.

### BOWLING GREEN 5, MINN. DULUTH 4 (4 OT)

Bowling Green	1	0	3	0	0	0	1	—	5
Minn. Duluth	1	1	2	0	0	0	0	—	4

**First Period:** BG – Garry Galley (Dave O'Brian), 5:58; MD – Mark Baron (Bob Lakso), 6:18. **Penalties:** BG – Dan Kane (hooking), 1:03; BG – Iain Duncan (tripping), 12:19; MD – Tom Kurvers (hooking), 12:51.

**Second Period:** MD – Bill Watson (Kurvers, Matt Christensen), 13:35 (pp). **Penalties:** BG – Wayne Wilson (tripping), 9:46; BG – Todd Fichel (tripping), 13:30; MD – Norm Maciver (slashing), 16:45.

**Third Period:** MD – Lakso (Christensen, Watson), :47; BG – Jamie Wansbrough (Galley, Dave Ellett), 4:41 (pp); MD – Tom Herzig (Brian Johnson, Jim Johnson), 11:51; BG – Peter Wilson (Mike Pikul, Dan Kane), 12:42; BG – John Samanski (W. Wilson, George Roll), 18:13. **Penalties:** MD – Baron (hooking), 3:30; MD – Kurvers (tripping), 15:00.

**First Overtime:** **Penalties:** BG – Pikul (tripping), 3:54; MD – Watson (hooking), 4:02.

**Second Overtime:** **Penalties:** MD – Bench (too many men), 2:09.

**Third Overtime:** **Penalties:** BG – Kane (cross-checking), 8:49.

**Fourth Overtime:** Gino Cavallini (Kane), 7:11. **Penalties:** MD – Bill Grillo (hooking), 1:15.

**Shots on goal:** Bowling Green 13-10-16-10-4-3-4 – 60; Minn.-Duluth 8-7-6-2-5-6-2 – 36. **Saves:** Bowling Green (Gary Kruzich) 32; Minn. Duluth (Rick Kost) 55. **Total Penalties:** Bowling Green 6 for 12 minutes; Minn. Duluth 7 for 14 minutes. **Power Plays:** Bowling Green 1 for 7; Minn. Duluth 1 for 6. **Officials:** Pierre Belanger (referee), Medo Martinello (assistant referee), Tom McCabe (linesman). **Attendance:** 7,813.

## 1985 CHAMPIONSHIP GAME, MARCH 30 AT DETROIT



1985 Rensselaer – Front row (left to right): Daren Puppa, Mike Marcolin, Chris King, Tim Friday, Ken Hammond, head coach Mike Addesa, Mike Sadeghpour, Mike Dark, Jeff Prendergast, Pierre Langevin, Brian Jopling. Middle row: Manager Jesse Singh, trainer Tom Sheehan, Mike Poisson, Mike Robinson, Jeff Whiteside, Kraig Neinhuis, assistant coach Kevin Sullivan, assistant coach Jim Stewart, assistant coach Ken Kuzyk, assistant Bob Saunders, Tom Hussey, Adam Oates, George Servinis, John Tiano, Bob Cronin, equipment manager Jeff Galbraith, manager Mark Stanton. Back row: Terry Butryn, Marc Foland, Rick Tosto, Mike Kappel, Bob DiPronio, Trini Iturralde, David Sette-Ducati, John Carter, Mark Jooris, Maurice Mansi, Dana Nazarian, Neil Hernberg.

### RENSSELAER 2, PROVIDENCE 1

Providence	0	0	1	—	1
Rensselaer	1	1	0	—	2

**First Period:** R – Neil Hernberg (Bob DiPronio, Ken Hammond), 4:29 (pp). **Penalties:** P – Mike Brill (cross-checking), 2:44; R – Maurice Mansi (tripping), 7:23; P – Gord Cruickshank (tripping), 9:07; P – Peter Taglianetti (unnecessary roughness), 11:10; R – Kraig Neinhuis (unnecessary roughness), 11:10; P – Cruickshank (holding), 16:12; P – Taglianetti (high-sticking), 18:30.

**Second Period:** R – George Servinis (unassisted), 3:49 (sh). **Penalties:** R – Mark Jooris (hooking), :38; R – Mike Sadeghpour (cross-checking), 2:06; P – Nowel Catterall (slashing), 11:05; R – Ken Hammond (holding), 15:54.

**Third Period:** P – Paul Cavallini (Tim Army, Steve Rooney), 10:00 (pp). **Penalties:** P – Rene Bouderault (slashing), 2:12; P – Catterall (delay of game), 7:39; R – John Carter (hooking), 8:33.

**Shots on goal:** Providence 8-4-10 – 22; Rensselaer 14-17-11 – 42. **Saves:** Providence (Chris Terreri) 40; Rensselaer (Daren Puppa) 21. **Total Penalties:** Providence 8 for 16 minutes; Rensselaer 6 for 12 minutes. **Power Plays:** Providence 1 for 5; Rensselaer 1 for 7. **Officials:** Frank Cole (referee), Brian Hart (referee), Matt Shegos (linesman). **Attendance:** 16,282.

## 1986 CHAMPIONSHIP GAME, MARCH 29 AT PROVIDENCE, R.I.

### MICHIGAN ST. 6, HARVARD 5


Harvard	2	2	1	—	5
Michigan St.	1	2	3	—	6

**First Period:** H – Steve Armstrong (Peter Follows, Rob Ohno), 2:15; H – Allen Bourbeau (Lane MacDonald, Tim Smith), 8:10 (pp); MS – Mitch Messier (Bill Shibicky), 17:55. **Penalties:** H – MacDonald (tripping), 4:14; MS – Kevin Miller (hooking), 7:48; H – Jerry Pawloski (high-sticking), 8:49; MS – Shibicky (high-sticking), 8:49.

**Second Period:** H – Bourbeau (Tim Barakett, Pawloski), :53; MS – Jeff Parker (Miller, Tom Tilley), 6:48 (sh); H – Bourbeau (Ed Krayner, Mark Benning), 16:09 (pp); MS – Mike Donnelly (Miller, Messier), 18:30 (pp). **Penalties:** MS – Sean Clement (interference), 1:36; MS – Shibicky (elbowing), 4:58; H – Follows (high-sticking), 8:16; MS – Miller (high-sticking), 8:16; MS – Brad Hamilton (slashing), 15:38; H – Ohno (tripping), 17:27.

**Third Period:** MS – Hamilton (Messier, Shibicky), 1:06; MS – Brian McReynolds (Bruce Rendall, Parker), 2:15; H – Andy Janfaza (Nick Carone, Peter Chiarelli), 6:46; MS – Donnelly (Joe Murphy), 17:09. **Penalties:** H – MacDonald (high-sticking), 7:20; MS – Miller (high-sticking), 7:20; H – Josh Caplan (high-sticking), 9:45; MS – Rendall (high-sticking), 9:45; H – Armstrong (roughing), 9:45; MS – McReynolds (roughing), 9:45; MS – Dave Arkeilpane (too many men), 19:42.

**Shots on goal:** Harvard 6-10-4 – 20; Michigan St. 12-10-11 – 33. **Saves:** Harvard (Grant Blair) 27; Michigan St. (Bob Essensa) 15. **Total Penalties:** Harvard 7 for 14 minutes; Michigan St. 10 for 20 minutes. **Power Plays:** Harvard 2 for 5; Michigan St. 1 for 2. **Officials:** Frank Cole (referee), Jim Fitzgerald (linesman), Scott Levitt (linesman). **Attendance:** 8,341.



1986 Michigan St. – Front row (left to right): Norm Foster, assistant coach George Gwozdecky, Bill Shibicky, Mitch Messier, Rick Fernandez, Dee Rizzo, head coach Ron Mason, Mike Donnelly, Brad Beck, Don McSween, Jeff Parker, assistant coach Terry Christensen, Bob Essensa. Middle row: Team physician Dr. John Downs, Tom Tilley, Danton Cole, Rick Tosto, Chris Luongo, Sean Clement, Dave Chiappelli, Bobby Reynolds, Kevin Miller, Dave Arkeilpane, student manager Troy Tuggle. Back row: Equipment manager Tom Magee, trainer Dave Carrier, Geir Hoff, Jim Lycett, Mike Dyer, Bruce Rendall, Brian McReynolds, Joe Murphy, Brad Hamilton, student manager Steve Brown.

## 1987 CHAMPIONSHIP GAME, MARCH 28 AT DETROIT

### NORTH DAKOTA 5, MICHIGAN ST. 3


North Dakota	3	1	1	—	5
Michigan St.	0	2	1	—	3

**First Period:** ND – Ian Kidd (Bob Joyce), 15:07 (pp); ND – Murray Baron (Jeff Bowen, Kidd), 16:44; ND – Joyce (Kidd, Tony Hrkac), 17:02. **Penalties:** MS – Tom Tilley (hooking), 1:05; ND – Grant Paranca (holding), 7:09; MS – Brad Hamilton (tripping), 12:45; MS – Danton Cole (tripping), 13:54; ND – Tom Benson (high-sticking), 18:06.

**Second Period:** MS – Tilley (Brian McReynolds, Mitch Messier), 8:30; ND – Malcolm Parks (Scott Koberinski), 15:05; MS – Kevin Miller (unassisted), 16:56. **Penalties:** ND – Scott Dub (slashing), 3:16; MS – Hamilton (tripping), 3:57; MS – Sean Clement (hooking), 9:53; ND – Baron (cross-checking), 12:55.

**Third Period:** ND – Brent Bobyck (Russ Parent), 7:54; MS – Kip Miller (Ke. Miller), 18:34. **Penalties:** MS – Don Gibson (late hit), 12:07; ND – Lee Davidson (roughing), 12:07.


**Shots on goal:** North Dakota 8-9-6 – 23; Michigan St. 2-8-8 – 18. **Saves:** North Dakota (Ed Belfour) 15; Michigan St. (Bob Essensa) 18. **Total Penalties:** North Dakota 5 for 10 minutes; Michigan St. 6 for 12 minutes. **Power Plays:** North Dakota 1 for 5; Michigan St. 0 for 4. **Officials:** Pierre Belanger (referee), Rod Christensen (linesman), Steve Piotrowski (linesman). **Attendance:** 16,632.



1987 North Dakota – Front row (left to right): Ed Belfour, Scott Brower, Mickey Krampotich, assistant coach Dean Blais, Perry Nakonechny, Tarek Howard, assistant coach Cary Eades, head coach Gino Gasparini, Bill Claviter, Jeff Bowen, assistant coach John Marks, Mal Parks, Greg Strome, Steve Peters. Back row: Trainer Boyd Murray, Scott Koberinski, Darryn Fossand, Ian Kidd, Mike LaMoine, Peter Pappin, Rick Forst, Scott Brickey, Grant Paranca, Gary Kaiser, Murray Baron, Bob Joyce, Steve Johnson, Scott Dub, Tony Hrkac, Lee Davidson, Tom Benson, Brent Bobyck, Russ Parent, equipment manager Dave Kamrowski.



## 1988 CHAMPIONSHIP GAME, APRIL 2 AT LAKE PLACID, N.Y.



1988 Lake Superior St. – Front row (left to right): Mike Greenlay, Anthony Palumbo, Ken Martel, Mark Vermette, Terry Hossack, head coach Frank Anzalone, Craig Hewson, Rene Chapdelaine, Mike de Carle, Pete Stauber, Bruce Hoffort. Middle row: Assistant coach Jim Roque, equipment manager Gil Somes, Jim Dowd, Jeff Jablonski, Brett Barnett, Dean Dyer, David DiVita, Tim Harris, Dan Keczmer, Tim Breslin, Brandon Reed, assistant coach Jeff Jackson. Back row: Athletic trainer Brian Toy, Doug Laprade, Kord Cernich, David Flanagan, Dominic Niro, Ed Fuss, Brian Corso, Drew Famulak, Karl Johnston, Jeff Napierala, student trainer Richard Zeppa, manager Tim Paris.

### LAKE SUPERIOR ST. 4, ST. LAWRENCE 3 (OT)

Lake Superior St.	2	1	0	1	—	4
St. Lawrence	0	3	0	0	—	3

**First Period:** LSS – Tim Harris (Doug Laprade, Dan Keczmer), 5:26; LSS – Kord Cernich (Anthony Palumbo, Mike de Carle), 16:48 (pp). **Penalties:** LSS – Karl Johnston (cross-checking), 6:40; LSS – Cernich (slashing), 8:15; LSS – Harris (roughing), 11:05; SL – Jamie Baker (holding), 15:41; SL – Lammens (high-sticking), 16:03; LSS – Pete Stauber (high-sticking), 16:03; LSS – Laprade (hooking), 17:26.

**Second Period:** SL – Doug Murray (Brian McColgan, Pete Lappin), 1:57; SL – Russ Mann (unassisted), 7:49; LSS – Cernich (de Carle, Mark Vermette), 12:19 (pp); SL – McColgan (P. Lappin, Baker), 17:24 (pp). **Penalties:** LSS – Johnston (holding), 2:30; LSS – Terry Hossack (holding), 4:36; SL – Baker (slashing), 11:25; LSS – Craig Hewson (slashing), 11:25; SL – Pete McGeough (holding), 11:37; SL – McColgan (slashing), 13:09; LSS – Jeff Jablonski (elbowing), 15:37; LSS – Harris (holding), 19:07; SL – Martyn Ball (holding), 19:07.

**Third Period:** **Penalties:** LSS – Tim Breslin (holding), :38; SL – Joe Day (hooking), 7:14; SL – Mann (holding), 15:38; LSS – Vermette (roughing), 15:38.

**Overtime:** LSS – Vermette (Hossack, Jim Dowd), 4:46.

**Shots on goal:** Lake Superior St. 8-11-14-2 – 35; St. Lawrence 20-19-6-7 – 52. **Saves:** Lake Superior St. (Bruce Hoffort) 49; St. Lawrence (Paul Cohen) 31. **Total Penalties:** Lake Superior St. 12 for 24 minutes; St. Lawrence 9 for 18 minutes. **Power Plays:** Lake Superior St. 2 for 5; St. Lawrence 1 for 8. **Officials:** Frank Cole (referee), John Melanson (linesman), Brian Murphy (linesman). **Attendance:** 7,906.

## 1989 CHAMPIONSHIP GAME, APRIL 1 AT ST. PAUL, MINN.



1989 Harvard – Front row (left to right): Michael Francis, Paul Howley, Nick Carone, Scott Farden, Craig Taucher, Lane MacDonald, Allen Bourbeau, Josh Caplan, Ed Presz, Ed Kraye, Kevan Melrose, Chuckie Hughes. Middle row: Associate coach Ronn Tomassoni, manager Jason Wenglin, assistant manager Julie Rim, Allain Roy, John Murphy, Tod Hartje, Scott McCormack, Mike Vukonich, Rich DeFreitas, John Weisbrod, Brian McCormack, Greg Hess, Brian Popiel, equipment manager Chet Stone, assistant coach Kevin Hampe, head coach Bill Cleary. Back row: Ted Donato, Kevin Sneddon, Jimmy Coady, Timmy Burke, C.J. Young, Peter Ciavaglia.

### HARVARD 4, MINNESOTA 3 (OT)

Minnesota	1	1	1	0	—	3
Harvard	0	2	1	1	—	4

**First Period:** M – Jon Anderson (Ben Hankinson, Larry Olimb), 6:24. **Penalties:** H – Ed Kraye (cross-checking), 13:21; H – Nick Carone (high-sticking), 15:33; H – Kevan Melrose (holding), 17:39.

**Second Period:** H – Ted Donato (Allen Bourbeau, Lane MacDonald), 6:30 (pp); H – MacDonald (C.J. Young), 10:29; M – Jason Miller (Lance Pitlick, Tom Chorske), 13:01 (pp). **Penalties:** M – Pitlick (elbowing), :56; M – Todd Richards (holding), 5:57; M – Chorske (hooking), 7:22; H – Kevin Sneddon (hooking), 11:08; M – Chorske (interference), 17:09; H – Josh Caplan (elbowing), 18:44.

**Third Period:** H – Donato (Sneddon, Mike Vukonich), 12:53; M – Peter Hankinson (Tom Pederson, Randy Skarda), 16:34 (pp). **Penalties:** M – Pederson (roughing), :46; H – Carone (holding), 7:29; H – Bourbeau (high-sticking), 9:59; H – John Weisbrod (cross-checking), 14:46.

**Overtime:** H – Kraye (Brian McCormack), 4:16.

**Shots on goal:** Minnesota 11-9-14-2 – 36; Harvard 10-10-6-2 – 28. **Saves:** Minnesota (Robb Stauber) 24; Harvard (Chuckie Hughes) 33. **Total Penalties:** Minnesota 5 for 10 minutes; Harvard 8 for 16 minutes. **Power Plays:** Minnesota 2 for 8; Harvard 1 for 5. **Officials:** Steve Piotrowski (referee), Mike O'Donnell (linesman), Mark Shegos (linesman). **Attendance:** 15,406.

## 1990 CHAMPIONSHIP GAME, APRIL 1 AT DETROIT

### WISCONSIN 7, COLGATE 3

Colgate	1	1	1	—	3
Wisconsin	4	2	1	—	7

**First Period:** W – John Byce (Sean Hill, Rob Andringa), 1:30 (pp); W – Byce (Rob Mendel), 3:23 (sh); C – Joel Gardner (Marc Dupere, Steve Spott), 4:58 (pp); W – Chris Tancill (Andringa, Hill), 7:33 (pp); W – Andringa (Hill, Doug MacDonald), 14:53 (pp). **Penalties:** C – Steve Poapst (high-sticking), :37; W – Rodger Sykes (interference), 3:13; C – Andrew Dickson (holding), 6:23; C – Gregg Wolf (roughing), 9:33; W – Gary Shuchuk (roughing), 9:33; C – Craig Woodcroft (hooking), 11:18; C – Bob Haddock (roughing), 13:43; C – Poapst (closing hand on puck), 14:23; C – Troy Mohns (checking from behind), 16:03; C – Jeff Weber (roughing), 16:03; W – Steve Rohlik (high-sticking), 16:03; W – Tom Sagissor (roughing), 16:03; W – Dennis Snedden (interference), 19:30.

**Second Period:** W – Snedden (Brett Kurtz, Mark Osiecki), 5:03; C – Poapst (Gardner), 9:42 (pp); W – Shuchuk (Barry Richter, Rohlik), 13:09 (pp). **Penalties:** C – Woodcroft (slashing), 2:43; W – Kurtz (roughing), 2:43; W – Mendel (roughing), 4:52; C – Shawn Lillie (roughing), 4:52; W – Chris Nelson (interference), 8:23; C – Woodcroft (hooking), 11:27; C – Weber (tripping), 16:54; C – Kelly Mills (misconduct), 16:54; C – Mills (roughing, served by Dickson), 16:54; W – Richter (roughing), 16:54; C – Woodcroft (slashing), 19:03.

**Third Period:** C – Jamie Cooke (Woodcroft, Lillie), 9:36 (pp); W – Byce (unassisted), 19:18 (en). **Penalties:** C – Spott (slashing), 1:23; W – MacDonald (slashing), 4:36; W – Kurtz (holding), 6:26; W – Mendel (interference), 7:42; C – Grant Slater (high-sticking), 10:02; W – MacDonald (high-sticking), 10:02; W – Nelson (cross-checking), 18:34; C – Dale Band (roughing), 18:34.

**Shots on goal:** Colgate 5-5-14 – 24; Wisconsin 10-7-3 – 20. **Saves:** Colgate (Dave Gagnon) 13; Wisconsin (Duane Derksen) 21. **Total Penalties:** Colgate 18 for 36 minutes; Wisconsin 14 for 28 minutes. **Power Plays:** Colgate 3 for 6; Wisconsin 4 for 9. **Officials:** Steve Piotrowski (referee), Kevin Hall (linesman), Mark Shegos (linesman). **Attendance:** 12,716.



1990 Wisconsin – Front row (left to right): Matt Glaesman, Kurt Stahura, Mark Osiecki, Tom Sagissor, Gary Shuchuk, Duane Derksen, Steve Rohlik, Jon Michelizzi, John Byce, Chris Tancill, Rob Mendel, Kurt Gonce, David Finnegan. Middle row: Assistant coach Mike Kemp, assistant coach Bill Howard, Noel Rahn, Doug MacDonald, Barry Richter, John Parker, Jon Helgeson, Joe Harwell, Chris Nelson, Sean Hill, Matt Buss, assistant coach Peter Johnson, head coach Jeff Sauer. Back row: Trainer Mike Johnson, student trainer Chad Peterson, manager Rob Malnory, Brett Kurtz, Rodger Sykes, Jason Francisco, Don Granato, Dennis Snedden, Joe Decker, Rob Andringa, Tray Tuomie, assistant coach Ian Perrin, strength coach Jim Hyne, Harold Olson.

## 1991 CHAMPIONSHIP GAME, MARCH 30 AT ST. PAUL, MINN.

### NORTHERN MICH. 8, BOSTON U. 7 (3 OT)

Boston U.	3	0	4	0	0	0	—	7
Northern Mich.	0	5	2	0	0	1	—	8

**First Period:** BU – Ed Ronan (David Tomlinson, Peter Ahola), 1:00; BU – David Sacco (Chris McCann, Mike Bavis), 8:24; BU – Ronan (Scott Lachance, Tomlinson), 9:26. **Penalties:** NM – Ed Ward (checking from behind), 13:25; BU – Ahola (high-sticking), 20:00.

**Second Period:** NM – Dean Antos (Brad Werenka, Scott Beattie), 1:33 (pp); NM – Mark Beaufait (Lou Melone, Phil Soukoroff), 5:24; NM – Beattie (Melone, Kevin Scott), 14:45; NM – Darryl Plandowski (Joe Frederick, Antos), 15:39; NM – Beattie (unassisted), 17:18. **Penalties:** NM – Dave Shyiak (high-sticking), 2:29; BU – Keith Tkachuk (elbowing), 2:44; BU – John Bradley (tripping, served by Tkachuk), 8:24.

**Third Period:** NM – Beattie (unassisted), 3:08; BU – Tomlinson (unassisted), 5:59; NM – Plandowski (Soukoroff, Melone), 8:24 (pp); BU – Tony Amonte (McEachern, Tkachuk), 12:24; BU – McEachern (Amonte), 14:59; BU – Sacco (Lachance, McEachern), 19:21. **Penalties:** NM – Plandowski (interference), :51; BU – Doug Friedman (charging), 6:58.

**Second Overtime:** **Penalties:** BU – Amonte (slashing), 9:31; NM – Ward (slashing), 9:31.

**Third Overtime:** NM – Plandowski (Beaufait, Antos), 1:57.


**Shots on goal:** Boston U. 11-7-15-2-5-0 – 40; Northern Mich. 7-16-12-8-3-2 – 48. **Saves:** Boston U. (Bradley 18, Scott Cashman 22) 40; Northern Mich. (Bill Pye) 33. **Total Penalties:** Boston U. 5 for 10 minutes; Northern Mich. 4 for 8 minutes. **Power Plays:** Boston U. 0 for 3; Northern Mich. 2 for 4. **Officials:** Matt Shegos (referee), Terry Schug (linesman), Mark Shegos (linesman). **Attendance:** 12,564.



1991 Northern Mich. – Team members: Bill Pye, Dan Ruoho, Dave Huettl, Geoff Simpson, Brad Werenka, Phil Neururer, Steve Carpenter, Phil Soukoroff, Mike Harding, Dallas Drake, Dean Antos, Darryl Plandowski, Steve Woog, Scott Beattie, Jim Hiller, Kevin Scott, Mark Beaufait, Mark Olson, Ed Ward, Scott Smith, Dave Shyiak, Tony Szabo, Garrett MacDonald, Bryan Ganz, Jamie Welsh, Rob Kruhlak, Joe Frederick, Lou Melone. Head coach: Rick Comley. Assistant coaches: Walt Kyle, Morey Gare.



## 1992 CHAMPIONSHIP GAME, APRIL 4 AT ALBANY, N.Y.



1992 Lake Superior St. – Front row (left to right): Brian Lukowski, assistant coach Ron Rolston, John Hendry, Vincent Faucher, Sandy Moger, head coach Jeff Jackson, Mark Astley, Paul Constantin, Michael Smith, assistant coach Terry Hossack, Darrin Madeley. Middle row: Assistant coach Anthony Palumbo, team physician Dr. Richard Ganzhorn, Clayton Beddoes, Jay Ness, Steven Barnes, Jim Peters, Dean Hulett, Kurt Miller, Darren Wetherill, Mike Bachusz, Blaine Lacher, student manager Paul Boyer, sports information director Scott Monaghan. Back row: Athletic trainer David Cotner, Jason Welch, Dan Angelelli, Rob Valicevic, Tim Hanley, Brad Willner, Jason Trzcinski, Brian Rolston, Mike Morin, Wayne Strachan, David Gartshore, equipment manager Gil Somes.

### LAKE SUPERIOR ST. 5, WISCONSIN 3

Wisconsin	2	0	1	—	3
Lake Superior St.	0	2	3	—	5

**First Period:** W – Jason Zent (Doug MacDonald, Barry Richter), 9:45; W – Zent (Richter), 18:58 (pp). **Penalties:** W – Mark Strobel (hooking), 5:42; W – MacDonald (slashing), 7:07; LSS – Jim Peters (hooking), 11:58; LSS – Jay Ness (slashing), 13:48; W – Dan Plante (interference), 14:25; W – Brett Kurtz (holding), 15:39; LSS – Wayne Strachan (slashing), 18:22.

**Second Period:** LSS – Paul Constantin (John Hendry, Steven Barnes), 11:40 (pp); LSS – Tim Hanley (Vincent Faucher), 19:54. **Penalties:** LSS – Peters (holding), 6:44; W – Jason Francisco (hooking), 10:00; W – Plante (hooking), 11:15; W – Francisco (holding), 14:14; W – MacDonald (slashing), 14:59; W – MacDonald (misconduct, served by Zent), 14:59; LSS – Michael Smith (boarding), 16:37; W – Kurtz (tripping), 16:37; LSS – Sandy Moger (charging), 17:03; LSS – Moger (slashing), 20:00; W – Kurtz (slashing), 20:00.

**Third Period:** LSS – Smith (unassisted), 4:16 (pp); W – Zent (Plante, Richter), 8:24 (pp); LSS – Brian Rolston (Hendry, Dean Hulett), 15:08; LSS – Ness (unassisted), 19:58 (en). **Penalties:** W – Maco Balkovec (charging), 3:21; W – Kurtz (holding), 4:16; LSS – Darren Wetherill (tripping), 7:21; LSS – Peters (interference), 9:30; LSS – Constantin (slashing), 12:45; W – Blaine Moore (elbowing), 17:00; W – Joe Harwell (misconduct), 19:58.

**Shots on goal:** Wisconsin 12-3-12 – 27; Lake Superior St. 6-19-13 – 38. **Saves:** Wisconsin (Duane Derksen) 33; Lake Superior St. (Darrin Madeley) 24. **Total Penalties:** Wisconsin 14 for 46 minutes; Lake Superior St. 10 for 20 minutes. **Power Plays:** Wisconsin 2 for 8; Lake Superior St. 2 for 11. **Officials:** Tim McConaghy (referee), Marty Demers (linesman), Brewster Earle (linesman). **Attendance:** 12,891.

(Wisconsin's participation in the 1992 tournament vacated by NCAA Committee on Infractions.)

## 1993 CHAMPIONSHIP GAME, APRIL 3 AT MILWAUKEE



1993 Maine – Front row (left to right): Mike Dunham, Chris Imes, Kent Salfi, Dan Murphy, Jim Montgomery, Dave LaCouture, Eric Fenton, Martin Mercier, Garth Snow. Middle row: Blair Marsh, Cal Ingraham, Justin Tomberlin, Chuck Teixeira, Dave MacIsaac, Matt Martin, assistant coach Bruce Major, assistant coach Red Gendron, head coach Shawn Walsh, assistant coach Grant Standbrook, trainer Dick Young, equipment manager Pic Doucette, Jason Weinrich, Pat Tardif, Andy Silverman, Lee Saunders, Greg Hirsch. Back row: Peter Ferraro, Brad Purdie, Paul Kariya, Mike Santonelli, Reg Cardinal, Craig Gwinn, Brad Mahoney, Jacque Rodrigue, Jamie Thompson, Tony Frenette, Michael Latendresse, Chris Ferraro, Barry Clukey.

### MAINE 5, LAKE SUPERIOR ST. 4

Lake Superior St.	1	3	0	—	4
Maine	2	0	3	—	5

**First Period:** M – Patrice Tardif (Mike Latendresse), :28; M – Chris Ferraro (Chris Imes, Peter Ferraro), 7:10; LSS – Mike Bachusz (Dan Angelelli, Jay Ness), 17:02. **Penalties:** LSS – Rob Valicevic (slashing), 10:35; M – Matt Martin (hooking), 10:35; LSS – Brian Rolston (cross-checking), 14:20; M – Jim Montgomery (roughing), 14:20; LSS – Rolston (high-sticking), 17:47.

**Second Period:** LSS – Clayton Beddoes (unassisted), 7:01 (pp); LSS – John Hendry (Beddoes), 15:46; LSS – Wayne Strachan (Dean Hulett), 18:42. **Penalties:** LSS – Hulett (tripping), 3:57; M – Eric Fenton (hooking), 6:14; M – Martin Mercier (tripping), 10:54.

**Third Period:** M – Montgomery (Paul Kariya), 4:19; M – Montgomery (Imes, Kariya), 7:40; M – Montgomery (Kariya), 8:54 (pp). **Penalties:** LSS – Tim Hanley (tripping), 8:12; LSS – Rolston (roughing), 15:57; M – Fenton (roughing), 15:57.

**Shots on goal:** Lake Superior St. 6-10-8 – 24; Maine 11-10-8 – 29. **Saves:** Lake Superior St. (Blaine Lacher) 24; Maine (Mike Dunham 12, Garth Snow 8) 20. **Total Penalties:** Lake Superior St. 6 for 12 minutes; Maine 5 for 10 minutes. **Power Plays:** Lake Superior St. 1 for 2; Maine 1 for 3. **Officials:** Harry Amman (referee), Rob Hearn (referee), Joel Dupree (linesman). **Attendance:** 17,704.

## 1994 CHAMPIONSHIP GAME, APRIL 2 AT ST. PAUL, MINN.

### LAKE SUPERIOR ST. 9, BOSTON U. 1


Lake Superior St.	1	5	3	—	9
Boston U.	0	1	0	—	1

**First Period:** LSS – Rob Valicevic (Kurt Miller, Gerald Tallaire), 13:40. **Penalties:** LSS – G. Tallaire (tripping), 1:19; BU – Steve Thornton (interference), 9:53; BU – Jacques Joubert (tripping), 14:34; LSS – Mike Morin (roughing), 17:14; BU – Doug Wood (roughing), 17:14.

**Second Period:** LSS – Matt Alvey (Wayne Strachan, Steven Barnes), 3:14; LSS – Miller (Valicevic, G. Tallaire), 5:07; BU – Rich Brennan (Chris O'Sullivan, Mike Pomichter), 9:40 (pp); LSS – Jay Ness (Valicevic, G. Tallaire), 14:13 (pp); LSS – Barnes (Sean Tallaire, Strachan), 17:26 (pp); LSS – S. Tallaire (Strachan, Morin), 19:17 (pp). **Penalties:** LSS – Strachan (roughing), 5:49; BU – Doug Friedman (charging), 5:49; LSS – Keith Aldridge (holding), 7:45; LSS – Miller (hooking), 10:13; BU – Jon Pratt (holding), 13:50; LSS – Morin (roughing), 14:59; BU – Dan Donato (roughing), 14:59; BU – Brennan (cross-checking), 17:21; BU – Brennan (roughing), 18:21; LSS – Valicevic (hooking), 19:45.

**Third Period:** LSS – Mike Matteucci (Clayton Beddoes), 4:40; LSS – S. Tallaire (Barnes), 12:51; LSS – Valicevic (Josh Bilben, G. Tallaire), 18:32. **Penalties:** LSS – Miller (high-sticking), 5:44; BU – Mike Grier (checking from behind), 10:49.

**Shots on goal:** Lake Superior St. 12-15-13 – 40; Boston U. 2-11-12 – 25. **Saves:** Lake Superior St. (Blaine Lacher) 24; Boston U. (Derek Herlofsky 19, J.P. McKersie 12) 31. **Total Penalties:** Lake Superior St. 8 for 16 minutes; Boston U. 9 for 18 minutes. **Power Plays:** Lake Superior St. 3 for 6; Boston U. 1 for 5. **Officials:** Rob Hearn (referee), Mike Noeth (referee), Joel Dupree (linesman). **Attendance:** 15,197.



1994 Lake Superior St. – Front row (left to right): Blaine Lacher, assistant coach Ron Rolston, Kurt Miller, Mike Morin, Jay Ness, head coach Jeff Jackson, Clayton Beddoes, Steven Barnes, Darren Wetherill, associate coach Paul Pooley, Paul Sass. Middle row: Team doctor Richard Ganzhorn, trainer Joe Susi, Dan Angelelli, Sean Tallaire, Rob Valicevic, Jason Trzcinski, Brad Willner, Mike Matteucci, Keith Aldridge, Wayne Strachan, Sean Kulick, equipment manager Gil Somes, volunteer assistant coach Bruce Hoffort. Back row: Mark Palumbo, Brian Felsner, Ryan Sharpe, Chad Crumley, Dan Galarneau, Matt Alvey, Scott McCabe, Josh Bilben, Gino Pulente, Mike Koiranen, Gerald Tallaire, manager Dave Gilbert.

## 1995 CHAMPIONSHIP GAME, APRIL 1 AT PROVIDENCE, R.I.

### BOSTON U. 6, MAINE 2

Maine	0	1	1	—	2
Boston U.	1	2	3	—	6

**First Period:** BU – Steve Thornton (unassisted), 14:57 (pp). **Penalties:** BU – Mike Sylvia (high-sticking), 2:13; M – Tim Lovell (high-sticking), 2:13; BU – Shawn Bates (interference), 8:32; BU – Shane Johnson (interference), 11:26; M – Brad Mahoney (roughing), 13:50; M – Jamie Thompson (cross-checking), 16:25; BU – Chris O'Sullivan (cross-checking), 17:53.

**Second Period:** BU – O'Sullivan (Thornton, Mike Grier), 7:27; BU – Jacques Joubert (Kaj Linna, Mike Prendergast), 9:15 (pp); M – Lovell (Tony Frenette, Thompson), 14:51. **Penalties:** BU – Chris Drury (interference), 3:19; M – Dan Shermerhorn (interference), 8:42; BU – Johnson (interference), 18:20; BU – Linna (slashing), 19:44.

**Third Period:** M – Trevor Roenick (Jacque Rodrigue, Jeff Tory), :31 (pp); BU – Sylvia (Bates, Jay Pandolfo), 5:23; BU – O'Sullivan (Rich Brennan, Grier), 8:30 (pp); BU – Bob Lachance (Thornton), 18:47 (sh). **Penalties:** M – Reg Cardinal (holding), 7:41; BU – Linna (holding), 12:17; M – Jason Mansoff (holding), 15:26; BU – Joubert (elbowing), 15:26; BU – Bench (too many men, served by Ken Rausch), 16:59.

**Shots on goal:** Maine 9-5-9 – 23; Boston U. 11-14-14 – 39. **Saves:** Maine (Blair Allison) 33; Boston U. (Tom Noble) 21. **Total Penalties:** Maine 6 for 12 minutes; Boston U. 10 for 20 minutes. **Power Plays:** Maine 1 for 8; Boston U. 3 for 4. **Officials:** Frank Cole (referee), Scott Leavitt (referee), Bill Jones (linesman). **Attendance:** 11,484.



1995 Boston U. – Front row (left to right): Shawn Ferullo, Steve Thornton, Ken Rausch, Rich Brennan, Derek Herlofsky, Jacques Joubert, Kaj Linna, Mike Prendergast, Tom Noble. Middle row: Associate head coach Blaise MacDonald, assistant coach Bill Berglund, Matt Wright, Shawn Bates, Mike Grier, Jay Pandolfo, Chris O'Sullivan, Jeff Kealty, Jon Coleman, Chris Kelleher, Bill Pierce, Bob Lachance, Doug Wood, assistant coach Mike Eruzione, head coach Jack Parker. Back row: Student manager Sharon Chung, athletic trainer Larry Venis, John Hynes, Chris Drury, Shane Johnson, Mike Sylvia, Peter Donatelli, equipment manager Mike DiMella, student manager Alex Bleckner.



## 1996 CHAMPIONSHIP GAME, MARCH 30 AT CINCINNATI



1996 Michigan – Front row (left to right): Assistant coach Billy Powers, Marty Turco, Blake Sloan, John Arnold, Kevin Hilton, head coach Red Berenson, Steven Halko, Mark Sakala, Brendan Morrison, Gregg Malicke, assistant coach Mel Pearson. Middle row: Student manager, Jason Botterill, Chris Frescoln, Warren Luhning, Peter Bourke, John Madden, Harold Schock, Bobby Hayes, Mike Legg, Chris Fox, Bill Muckalt, Matt Herr, student manager. Back row: Student manager, athletic trainer Rick Bancroft, student manager, Sean Ritchlin, Dale Rominski, Bubba Berenzweig, Justin Clark, Greg Crozier, Craig Assenmacher, Greg Daddario, Ian Hume, student manager, video coordinator Josh Richelew.

### MICHIGAN 3, COLORADO COL. 2 (OT)

Michigan	1	0	1	1	—	3
Colorado Col.	0	2	0	0	—	2

**First Period:** M – Bill Muckalt (Brendan Morrison), 11:33. **Penalties:** CC – Bobby Needham (unsportsmanlike conduct), 5:39; M – John Madden (unsportsmanlike conduct), 5:39; CC – Darren Clark (slashing), 8:29; CC – Chad Remackel (holding), 12:05; M – Greg Crozier (holding), 12:05; M – Blake Sloan (interference), 16:27.


**Second Period:** CC – Peter Geronazzo (Colin Schmidt, Eric Rud), 3:52 (pp); CC – Schmidt (Geronazzo, Remackel), 5:37. **Penalties:** CC – Rud (holding the stick), 1:01; M – Warren Luhning (slashing), 2:51; CC – Jon Austin (boarding), 10:16; M – Luhning (holding), 11:31; M – Luhning (charging), 13:50; M – Chris Frescoln (holding), 16:49.

**Third Period:** M – Mike Legg (Steven Halko, Harold Schock), 6:54 (pp). **Penalties:** CC – T.J. Tanberg (tripping), 5:32; CC – Travis Cheyne (boarding), 7:14; M – Legg (holding after the whistle), 12:16; M – Madden (unsportsmanlike conduct), 12:16; CC – Geronazzo (hitting after the whistle), 12:16; CC – Needham (unsportsmanlike conduct), 12:16; M – Frescoln (high-sticking), 18:32; CC – Remackel (roughing), 18:32.

**Overtime:** M – Morrison (Muckalt, Crozier), 3:35.

**Shots on goal:** Michigan 3-4-10-2 – 19; Colorado Col. 5-8-9-1 – 23. **Saves:** Michigan (Marty Turco) 21; Colorado Col. (Ryan Bach) 16. **Total Penalties:** Michigan 10 for 20 minutes; Colorado Col. 10 for 20 minutes. **Power Plays:** Michigan 1 for 5; Colorado Col. 1 for 5. **Officials:** Frank Cole (referee), Drew Taylor (referee), Bill Jones (linesman). **Attendance:** 12,957.

## 1997 CHAMPIONSHIP GAME, MARCH 29 AT MILWAUKEE



1997 North Dakota – Front row (left to right): Aaron Vickar, Mark Pivetz, Dane Litke, assistant coach Mark Osiecki, head coach Dean Blais, assistant coach Scott Sandelin, Kevin Hoogsteen, Ian Kallay, Mitch Vig, Toby Kvalevov. Middle row: Aaron Schweitzer, Matt Henderson, Jay Panzer, Jesse Bull, Jeff Ulmer, Tyler Rice, Adam Calder, Jason Blake, Jason Ulmer, Curtis Murphy, Tom Phillion. Back row: Athletic trainer Mark Poolman, Brad Williamson, Lee Goren, Brad DeFauw, Tim O'Connell, Joe Blake, Peter Armbrust, David Hoogsteen, equipment manager Mike Schepp.

### NORTH DAKOTA 6, BOSTON U. 4

Boston U.	2	1	1	—	4
North Dakota	0	5	1	—	6

**First Period:** BU – Peter Donatelli (Tom Poti), 8:44; BU – Chris Drury (Poti, Albie O'Connell), 15:08 (pp). **Penalties:** ND – Jesse Bull (hooking), 2:12; BU – Bill Pierce (interference), 4:47; BU – Chris Kelleher (interference), 9:40; ND – Matt Henderson (elbowing), 13:34.

**Second Period:** ND – Curtis Murphy (Jay Panzer, Henderson), 7:06; ND – David Hoogsteen (unassisted), 8:38; ND – Henderson (unassisted), 12:35 (sh); BU – Kelleher (unassisted), 13:56 (pp); ND – Henderson (Adam Calder, Dane Litke), 15:49 (pp); ND – D. Hoogsteen (Murphy), 19:54. **Penalties:** BU – Greg Quebec (interference), 3:01; ND – Murphy (tripping), 11:44; ND – Mark Pivetz (interference), 13:12; BU – Matt Wright (interference), 15:02.

**Third Period:** BU – Jon Coleman (Kelleher, Mike Sylvia), 19:24; ND – Calder (unassisted), 19:47 (en). **Penalties:** BU – Sylvia (cross-checking), 8:02; ND – Mitch Vig (holding), 11:44; ND – Henderson (interference), 17:09.

**Shots on goal:** Boston U. 11-10-8 – 29; North Dakota 10-16-4 – 30. **Saves:** Boston U. (Michel Larocque) 24; North Dakota (Aaron Schweitzer) 25. **Total Penalties:** Boston U. 5 for 10 minutes; North Dakota 6 for 12 minutes. **Power Plays:** Boston U. 2 for 6; North Dakota 1 for 5. **Officials:** Matt Shegos (referee), John Dobrzelewski (assistant referee), John LaDuke (assistant referee). **Attendance:** 17,537.



## 1998 CHAMPIONSHIP GAME, APRIL 4 AT BOSTON

### MICHIGAN 3, BOSTON COLLEGE 2 (OT)

Michigan	0	1	1	1	—	3
Boston College	1	1	0	0	—	2

**First Period:** BC – Kevin Caulfield (Mike Mottau), 4:19. **Penalties:** M – Bubba Berenzweig (tripping), :28; M – Scott Matzka (high-sticking), 16:31; BC – Caulfield (cross-checking), 18:36.

**Second Period:** M – Mark Kosick (Berenzweig, Greg Crozier), 7:42; BC – Mike Lephart (Jeff Farkas, Bobby Allen), 18:38 (pp). **Penalties:** BC – Jamie O'Leary (slashing), :51; BC – Ken Hemenway (cross-checking), 11:29; M – Bobby Hayes (holding), 11:29; M – Matt Herr (hitting from behind), 17:26.

**Third Period:** M – Kosick (Bill Muckalt, Chris Fox), 13:48. **Penalties:** BC – Hemenway (holding the stick), 1:58; M – Josh Langfeld (hooking), 2:44; BC – Blake Bellefeuille (hooking), 4:15; BC – O'Leary (interference), 9:55.

**Overtime:** M – Langfeld (Fox, Matzka), 17:51.

**Shots on goal:** Michigan 7-8-10-10 – 35; Boston College 11-7-9-3 – 30. **Saves:** Michigan (Marty Turco) 28; Boston College (Scott Clemmensen) 32. **Total Penalties:** Michigan 5 for 10 minutes; Boston College 6 for 12 minutes. **Power Plays:** Michigan 0 for 5; Boston College 1 for 4. **Officials:** Mike Schmitt (referee), Jon Elvy (assistant referee), Randy Schmidt (assistant referee). **Attendance:** 18,276.



1998 Michigan – Front row (left to right): Assistant coach Mel Pearson, Marty Turco, Dale Rominski, Matt Herr, head coach Red Berenson, Bill Muckalt, Chris Fox, Gregg Malicke, assistant coach Billy Powers. Second row: Greg Daddario, Mark Kosick, Bob Gassoff, Bill Trainor, Bobby Hayes, Andrew Merrick, Sean Ritchlin, Scott Crawford, Scott Matzka, Sean Peach. Third row: Krikor Arman, Kevin Magnuson, Justin Clark, Josh Langfeld, Dave Huntzicker, Greg Crozier, Mike Van Ryn, Bubba Berenzweig, Geoff Koch. Back row: Jon Sweeney, Rick Bancroft, Ian Hume, Jeremy Thompson, Jeff Krzeszak.

## 1999 CHAMPIONSHIP GAME, APRIL 3 AT ANAHEIM, CALIF.

### MAINE 3, NEW HAMPSHIRE 2 (OT)

Maine	1	1	0	1	—	3
New Hampshire	0	1	1	0	—	2


**First Period:** M – Ben Guite (Jason Vitorino, Dan Kerluke), 15:47 (pp). **Penalties:** NH – Darren Haydar (roughing), :40; M – Barrett Heisten (tripping), 2:42; M – Robert Ek (roughing), 9:39; NH – Christian Bragnalo (boarding), 10:34; NH – Mike Souza (cross-checking), 11:13; M – Vitorino (interference), 13:30; NH – John Sadowski (hooking), 14:53; M – Matthias Trattnig (high-sticking), 19:49.

**Second Period:** M – Niko Dimitrakos (David Cullen, Peter Metcalf), 4:10; NH – Haydar (Souza, Ty Conklin), 15:58. **Penalties:** M – Bench (too many men, served by Vitorino), :47; M – Kerluke (checking from behind), 11:10; NH – Haydar (elbowing), 13:52; NH – Chad Onufrechuk (slashing), 14:28; NH – Christian Bragnalo (misconduct), 14:33; M – Bench (delay of game, served by Kerluke), 15:58; NH – Haydar (tripping), 19:24.

**Third Period:** NH – Souza (Jason Krog, Haydar), 3:33.


**Overtime:** M – Marcus Gustafsson (Cory Larose), 10:50. **Penalties:** M – Doug Janik (roughing), 7:22; NH – Sadowski (holding), 7:22.

**Shots on goal:** Maine 12-11-7-9 – 39; New Hampshire 16-19-8-5 – 48. **Saves:** Maine (Alfie Michaud) 46; New Hampshire (Ty Conklin) 36. **Total Penalties:** Maine 8 for 16 minutes; New Hampshire 9 for 26 minutes. **Power Plays:** Maine 1 for 7; New Hampshire 0 for 7. **Officials:** Mike Noeth (referee), Bill Jones (assistant referee), Tim Kotyra (assistant referee). **Attendance:** 14,447.



1999 Maine – Front row (left to right): Equipment manager Peter Herrick, administrative assistant Jeanne Goss, assistant Nate Leaman, assistant coach Gene Reilly, Marcus Gustafsson, David Cullen, Steve Kariya, Jason Vitorino, Bobby Stewart, assistant coach Grant Standbrook, head coach Shawn Walsh, office assistant Sara Dubay, trainer Paul Culina, media relations director David Lang. Middle row: Mike Morrison, Matt Yeats, Cory Larose, Anders Lundback, Barrett Heisten, Eddie Wood, Eric Turgeon, Robert Ek, A.J. Begg, Doug Janik, Ben Guite, Magnus Lundback, Matthias Trattnig, Peter Metcalf, Alfie Michaud. Back row: Brendan Walsh, Niko Dimitrakos, Tuomo Jaaskelainen, Troy Kahler, Jim Leger, Ed Boudreau, Gray Shaneberger, Kevin Clauson, Dan Kerluke, Adam Tate, Tom Reimann.

## 2000 CHAMPIONSHIP GAME, APRIL 8 AT PROVIDENCE, R.I.



2000 North Dakota – Front row (left to right): Andy Kollar, Tim O'Connell, Jason Ulmer, Lee Goren, assistant coach Lee Davidson, assistant coach Jeff Bowen, head coach Dean Blais; associate head coach Scott Sandelin, Peter Armbrust, Brad DeFauw, Mike Commodore, Karl Goehring. Middle row: Ryan Sofie, Chad Mazurak, Paul Murphy, Aaron Schneekloth, Pat Kenny, Mike Possin, Travis Roche, Wes Dorey, Trevor Hammer, Jeff Panzer, Jason Endres. Back row: Dr. Greg Greek, trainer Mark Poolman, Kevin Spiewak, Adrian Hasbargen, Ryan Bayda, Tim Skarperud, Jeff Yurecko, Ryan Hale, Chris Leinweber, Jason Notermann, Bryan Lundbohm, strength coach Paul Chapman, equipment manager Lee Greseth.

### NORTH DAKOTA 4, BOSTON COLLEGE 2

Boston College	1	1	0	—	2
North Dakota	1	0	3	—	4

**First Period:** ND – Mike Commodore (Bryan Lundbohm, Tim Skarperud), 3:48; BC – Jeff Farkas (Blake Bellefeuille, Brian Gionta), 16:47 (pp). **Penalties:** Aaron Schneekloth (cross-checking), 6:32; BC – Jeff Giuliano (hooking), 10:02; ND – Ryan Bayda (slashing), 11:35; ND – Chad Mazurak (high-sticking), 16:28; BC – Giuliano (hooking), 17:13.

**Second Period:** BC – Marty Hughes (Gionta), 6:59. **Penalties:** ND – Mazurak (holding), :25; ND – Tim O'Connell (slashing), 3:04; BC – Bench (too many men, served by Hughes), 4:21; BC – Ales Dolinar (slashing), 10:45; ND – Commodore (holding), 10:45; ND – Commodore (tripping), 14:26.

**Third Period:** ND – Lee Goren (Bayda), 2:43; ND – Jason Ulmer (Goren), 14:22; ND – Goren (unassisted), 19:14 (en).

**Shots on goal:** Boston College 13-6-4 – 23; North Dakota 13-12-11 – 36. **Saves:** Boston College (Scott Clemmensen) 32; North Dakota (Karl Goehring) 32. **Total Penalties:** Boston College 4 for 8 minutes; North Dakota 7 for 14 minutes. **Power Plays:** Boston College 1 for 6; North Dakota 0 for 3. **Officials:** Matt Shegos (referee), Bill Jones (assistant referee), Jeff Fulton (assistant referee). **Attendance:** 11,484.

## 2001 CHAMPIONSHIP GAME, APRIL 7 AT ALBANY, N.Y.



2001 Boston College – Front row (left to right): Scott Clemmensen, Dan Sullivan, Rob Scuderi, Bobby Allen, Brian Gionta, Mike Lephart, Marty Hughes, Mark McLennan, Tim Kelleher. Second row: Head coach Jerry York, associate head coach Scott Paluch, trainer Bert Lenz, Ben Eaves, Jeff Giuliano, Bill Cass, Justin Dziana, Brooks Orpik, Krys Kolanos, Ales Dolinar, Brett Peterson, assistant coach Mike Cavanaugh, manager Brian Kaufman. Back row: Manager Andrew Kelley, manager Tim Lamoriello, Tony Penna (team chaplain), J.D. Forrest, A.J. Walker, Joe Schuman, Chuck Kobasew, Tom Egan, Ty Hennes, Tony Voce, manager Steve Della Penna, equipment manager John Hegarty.

### BOSTON COLLEGE 3, NORTH DAKOTA 2 (OT)

North Dakota	0	0	2	0	—	2
Boston College	0	2	0	1	—	3

**First Period:** No scoring. **Penalties:** ND – David Hale (cross-checking), 2:49; BC – Brett Peterson (interference), 8:32; BC – Krys Kolanos (interference with the goaltender), 12:20; ND – Jason Notermann (hooking) 14:02.

**Second Period:** BC – Chuck Kobasew (Jeff Giuliano), 5:26 (pp); BC – Mike Lephart (J.D. Forrest, Bobby Allen), 8:50. **Penalties:** ND – Aaron Schneekloth (hooking), 4:27; BC – Lephart (hooking), 12:45; BC – Tony Voce (hooking), 14:49; ND – Schneekloth (tripping), 16:10.

**Third Period:** ND – Tim Skarperud (Travis Roche, Bryan Lundbohm), 16:18 (pp); ND – Wes Dorey (Schneekloth, B. Lundbohm), 19:24. **Penalties:** BC – Forrest (tripping), :49; ND – Kevin Spiewak (slashing), 1:34; ND – David Lundbohm (hooking), 2:51; BC – Brooks Orpik (interference), 11:06; ND – Skarperud (slashing), 13:31; BC – Too many men on the ice (served by A.J. Walker), 15:07.

**Overtime:** BC – Kolanos (Voce, Kobasew), 4:43. **Penalties:** None.

**Shots on goal:** North Dakota 9-9-16-3-37; Boston College 9-12-7-3-31. **Saves:** North Dakota (Karl Goehring) 28; Boston College (Scott Clemmensen) 35. **Penalties:** North Dakota 7 for 14 minutes; Boston College 7 for 14 minutes. **Power Plays:** North Dakota 1 for 7; Boston College 1 for 7. **Officials:** Mike Schmitt (referee), Bill Jones (assistant referee), Matt Smith (assistant referee). **Attendance:** 13,667.



## 2002 CHAMPIONSHIP GAME, APRIL 6 AT ST. PAUL, MINN.

### MINNESOTA 4, MAINE 3 (OT)

Maine	0	1	2	0	—	3
Minnesota	1	1	1	1	—	4


**First Period:** MN – Keith Ballard (Troy Riddle, Nick Angell), 7:18 (pp). **Penalties:** ME – Cliff Loya (holding), 5:40; ME – Ben Murphy (goaltender interference), 9:20; ME – Loya (cross-checking), 10:08; MN – Grant Potulny (holding the stick), 13:18; ME – Murphy (high-sticking), 16:34.

**Second Period:** ME – Michael Schutte (Peter Metcalf, Niko Dimitrakos), 4:47 (pp); MN – John Pohl (Nick Anthony, Angell), 5:38. **Penalties:** MN – Potulny (interference), 3:47; MN – Ballard (obstruction-holding), 9:37; ME – Gray Shaneberger (tripping), 13:02.

**Third Period:** ME – Schutte (Prestin Ryan, Todd Jackson), 1:17; ME – Robert Liscak (Dimitrakos), 15:27; MN – Matt Koalska (Riddle, Pohl), 19:07. **Penalties:** MN – Jeff Taffe (boarding), 9:15; ME – Lucas Lawson (hitting after the whistle), 19:19; MN – Matt DeMarchi (hitting after the whistle), 19:19.

**Overtime:** MN – Potulny (Pohl, Jordan Leopold), 16:58 (pp). **Penalties:** ME – Schutte (tripping), 15:58.

**Shots on goal:** Maine 11-13-16-5-45; Minnesota 11-8-9-7-35. **Saves:** Maine (Matt Yeats) 31; Minnesota (Adam Hauser) 42. **Officials:** Steve Piotrowski (referee), John LaDuke (assistant referee), Kevin Langseth (assistant referee). **Attendance:** 19,324.



2002 Minnesota – Front row (left to right): Adam Hauser, Nick Angell, John Pohl, Jordan Leopold, head coach Don Lucia, Grant Potulny, Erik Wendell, Pat O'Leary, Justin Johnson. Second row: Dr. Richard Feist, Dr. Robert LaPrade, athletic trainer Tom Kiff, goalie coach Robb Stauber, program associate Mark Bahr, assistant coach Mike Guentzel, assistant coach Bob Motzko, strength coach Cal Dietz, assistant strength coach Neil Rampe, equipment manager Harry Broadfoot, media relations John Romo, student manager Joel Gardner, Travis Weber. Third row: Brett MacKinnon, Garrett Smaagaard, Jon Waibel, Matt Koalska, Dan Welch, Troy Riddle, Nick Anthony, Chad Roberg, Keith Ballard, Jake Fleming. Back row: Mike Erickson, Paul Martin, Matt DeMarchi, Jeff Taffe, Barry Tallackson, Joey Martin, Judd Stevens, Jerrid Reinholz.

## 2003 CHAMPIONSHIP GAME, APRIL 12 AT BUFFALO, N.Y.

### MINNESOTA 5, NEW HAMPSHIRE 1

New Hampshire	1	0	0	—	1
Minnesota	1	0	4	—	5

**First Period:** MN – Matt DeMarchi (Garrett Smaagaard), 10:58; NH – Sean Collins (Nathan Martz, Justin Aikins), 19:41 (pp). **Penalties:** NH – Colin Hemingway (charging), 8:57; MN – Keith Ballard (roughing), 11:35; NH – Aikins (hooking), 13:12; MN – Smaagaard (hit after whistle), 18:01.

**Second Period:** No scoring. **Penalties:** NH – Patrick Foley (charging), 2:33; MN – Thomas Vanek (cross-checking), 3:10; NH – Brian Yandle (interference), 15:27; MN – Judd Stevens (obstruction-holding), 18:39.


**Third Period:** MN – Vanek (Matt Koalska), 8:14; MN – Jon Waibel (Vanek), 11:25; MN – Barry Tallackson (Gino Guyer, Chris Harrington), 13:34 (pp); MN – Tallackson (Grant Potulny), 18:31 (empty net). **Penalties:** NH – Martz (roughing), 11:43; NH – Tim Horst (hooking), 18:46; MN – Jake Fleming (slashing), 18:46.

**Shots on goal:** New Hampshire 7-9-11 – 27; Minnesota 16-14-15 – 45. **Saves:** New Hampshire (Michael Ayers) 40; Minnesota (Travis Weber) 26. **Penalties:** NH – 6 for 12 minutes; MN – 6 for 12 minutes. **Officials:** Steve Piotrowski (referee), John LaDuke (assistant referee), Kevin Langseth (assistant referee). **Attendance:** 18,759.



2003 Minnesota – Front row (left to right): Justin Johnson, Matt Koalska, Matt DeMarchi, Nick Anthony, Grant Potulny, Paul Martin, Chad Roberg, Troy Riddle, Travis Weber. Second row: Dr. Richard Feist, Dr. Robert LaPrade, student trainer Todd Gaddie, athletic trainer Tom Kiff, program associate Mark Bahr, assistant coach Bob Motzko, head coach Don Lucia, assistant coach Mike Guentzel, goalie coach Robb Stauber, strength coach Cal Dietz, equipment manager Harry Broadfoot, media relations John Romo, student manager Joel Gardner, Dustin Smieja. Third row: Jake Fleming, Garrett Smaagaard, Jon Waibel, P.J. Atherton, Andy Sertich, Brett MacKinnon, Keith Ballard, Tyler Hirsch. Back row: Jerrid Reinholz, Judd Stevens, Peter Kennedy, Joey Martin, Barry Tallackson, Thomas Vanek, Gino Guyer, Chris Harrington.

## 2004 CHAMPIONSHIP GAME, APRIL 10 AT BOSTON



2004 Denver – Front row (left to right): Glenn Fisher, Lukas Dora, Greg Keith, Max Bull, assistant coach Seth Appert, head coach George Gwozdecky, assistant coach Steve Miller, director of hockey operations David Tenzer, Ryan Caldwell, Connor James, Scott McConnell, Adam Berkhoel. Middle row: Gabe Gauthier, Ted O'Leary, Jussi Halme, Luke Fulghum, Matt Laatsch, equipment manager Lee Greseth, athletic trainer Erik Rasmussen, strength coach Mike Sanders, assistant equipment manager Scott Morrison, Nick Larson, Kevin Ulanski, Jon Foster, Jeff Drummond. Back row: Danny King, Ryan Helgason, Jeff Rogers, Mike Handza, Brett Skinner, student athletic trainer Heather Volmer, student equipment manager Chris Ellis, volunteer assistant coach Chris LaPerle, student equipment manager Bert Ver Haar, Adrian Veideman, Matt Carle, Jon James, Brock McMorris, J.D. Corbin.

### DENVER 1, MAINE 0

Denver	1	0	0	—	1
Maine	0	0	0	—	0


**First Period:** D – Gabe Gauthier (Connor James), 12:26 (pp). **Penalties:** D – Max Bull (checking from behind), 3:39; M – Dustin Penner (holding the stick), 5:13; D – Gauthier (roughing), 5:13; M – Mathew Deschamps (obstruction, interference), 11:49; D – Bull (cross-checking), 13:25; M – Jon Jankus (tripping), 14:24; D – J.D. Corbin (holding), 17:03.

**Second Period:** No scoring. **Penalties:** M – Todd Jackson (tripping), 6:26; D – Gauthier (cross-checking), 6:31; M – Jankus (holding the stick), 6:31; D – Jeff Drummond (hooking), 8:16; M – Mike Hamilton (roughing), 9:47; D – Ryan Caldwell (roughing), 9:47.

**Third Period:** No scoring. **Penalties:** D – Drummond (obstruction-holding), 3:24; M – Prestin Ryan (interference), 8:09; M – Deschamps (roughing), 12:15; D – Jon Foster (roughing), 12:15; D – Matt Laatsch (hooking), 17:51; D – Gauthier (delaying the game), 18:26.

**Shots on goal:** Denver 4-6-10 – 20; Maine 6-9-9 – 24. **Saves:** Denver (Adam Berkhoel) 24; Maine (Jimmy Howard) 19. **Penalties:** Denver 11 for 22 minutes; Maine 8 for 16 minutes. **Power Plays:** Denver 1 for 4; Maine 0 for 6. **Officials:** Tim Kotyra (referee), Scott Whittemore (linesman), Tom Cronin (linesman). **Attendance:** 18,597.

## 2005 CHAMPIONSHIP GAME, APRIL 9 AT COLUMBUS, OHIO



2005 Denver – Front row (left to right): Glenn Fisher, Jon Foster, Jeff Drummond, alternate captain Nick Larson, captain Matt Laatsch, assistant coach Seth Appert, head coach George Gwozdecky, director of hockey operations David Tenzer, assistant coach Steve Miller, alternate captain Kevin Ulanski, Luke Fulghum, Jussi Halme, Peter Mannino. Middle row: Ryan Helgason, J.D. Corbin, Gabe Gauthier, Brett Skinner, equipment manager Lee Greseth, athletic trainer Erik Rasmussen, head strength and conditioning coach Mike Sanders, Brock McMorris, Ted O'Leary, Matt Carle, Ryan Dingle, Danny King. Back row: Paul Stastny, Mike Handza, Zach Blom, Andrew Thomas, Geoff Paukovich, student equipment manager Chris Ellis, student equipment manager Bert VerHaar, volunteer assistant coach Matt Cady, Tom May, Jeff Rogers, Adrian Veideman, Jon James, Steven Cook.

### DENVER 4, NORTH DAKOTA 1

North Dakota	1	0	0	—	1
Denver	1	1	2	—	4

**First Period:** DU – Jeff Drummond (Kevin Ulanski, Gabe Gauthier), 6:15; ND – Travis Zajac (Nick Fuher, Drew Stafford), 9:52 (pp). **Penalties:** ND – Matt Greene (roughing), 2:31; DU – Adrian Veideman (roughing), 2:31; ND – Greene (high-sticking), 6:31; DU – Andrew Thomas (high-sticking), 8:55.

**Second Period:** DU – Paul Stastny (Ulanski, Matt Laatsch), 10:08. **Penalties:** DU – Jussi Halme (tripping), 1:28; DU – Halme (hooking), 5:55; ND – Brian Canady (elbowing), 8:26; DU – Stastny (holding), 11:37; ND – Rory McMahon (interference), 13:34; ND – Andy Schneider (hooking), 17:09; DU – Stastny (obstruction-hooking), 18:06.

**Third Period:** DU – Stastny (Matt Carle, Brett Skinner), 8:19; DU – Gauthier (Stastny), 19:23. **Penalties:** DU – Thomas (holding), 2:57; DU – Michael Handza (unsportsmanlike conduct), 2:57; ND – Mike Prpich (unsportsmanlike conduct), 2:57; ND – Greene (cross-checking), 7:01; ND – Fuher (slashing), 8:53; DU – Geoff Paukovich (interference), 9:46.

**Shots on goal:** North Dakota 10-12-23 – 45; Denver 7-11-6 – 24. **Saves:** North Dakota (Jordan Parise) 20; Denver (Peter Mannino) 44. **Penalties:** North Dakota 8 for 16 minutes; Denver 9 for 18 minutes. **Power Plays:** North Dakota 1 for 7; Denver 2 for 6. **Officials:** Steve Piotrowski (referee), Kevin Langseth (linesman), Paul Tunison (linesman). **Attendance:** 17,155.



## 2006 CHAMPIONSHIP GAME, APRIL 8 AT MILWAUKEE

### WISCONSIN 2, BOSTON COLLEGE 1

Boston College	1	0	0	—	1
Wisconsin	0	1	1	—	2

**First Period:** BC – Pat Gannon (Dan Bertram), 9:01. **Penalties:** BC – Anthony Aiello (interference), 3:22; BC – Bertram (holding the stick), 5:57; W – Matt Olinger (interference), 11:48; BC – Bertram (high-sticking), 13:36; W – Tom Gilbert (high-sticking), 13:36; BC – Bertram (hooking), 18:03.

**Second Period:** W – Robbie Earl (Adam Burish, Joe Pavelski), 1:17. **Penalties:** BC – Joe Rooney (hooking), 2:38; W – Andy Brandt (roughing), 5:03; BC – Nathan Gerbe (roughing), 5:03; W – Jeff Likens (high-sticking), 6:30.

**Third Period:** W – Tom Gilbert (Joe Pavelski, Adam Burish), 9:32 (pp). **Penalties:** W – Jake Dowell (cross-checking), :50; BC – Gerbe (interference), 2:44; W – Brandt (hooking), 5:39; BC – Anthony Aiello (hooking), 8:34; BC – Tim Filangieri (slashing), 11:29; BC – Peter Harrold (boarding), 16:32.

**Shots on goal:** Boston College 9-10-4 – 23; Wisconsin 17-11-11 – 39. **Saves:** Boston College (Cory Schneider) 37; Wisconsin (Brian Elliott) 22. **Total Penalties:** Boston College 10 for 20 minutes; Wisconsin 6 for 12 minutes. **Power Plays:** Boston College 0 for 4; Wisconsin 1 for 8. **Officials:** Matt Shegos (referee), Kevin Langseth (linesman), Keith Sergott (linesman). **Attendance:** 17,758.



2006 Wisconsin – Front row (left to right): Nick Licari, Ross Carlson, Jeff Likens, Andrew Joudrey, Adam Burish, Shane Connelly, Brian Elliott, Tom Gilbert, Ryan MacMurchy, A.J. Degenhardt, Jake Dowell, Andy Brandt. Middle row: Josh Engel, Davis Drewiske, Matt Auffrey, Jeff Henderson, assistant coach Kevin Patrick, head coach Mike Eaves, assistant coach Mark Osiecki, volunteer assistant coach Bill Howard, Ryan Jeffery, Matt Olinger, Jack Skille, Joe Piskula. Back row: Strength coach Mike Potenza, student manager Brannon Garvert, athletic trainer Andy Hrodey, Ben Street, Joe Pavelski, Jeff Slinde, Robbie Earl, Matthew Ford, Tom Gorowsky, Kyle Klubertanz, video coordinator Zach Remiker, director of hockey operations Rob Malnory.

## 2007 CHAMPIONSHIP GAME, APRIL 7 AT ST. LOUIS

### MICHIGAN ST. 3, BOSTON COLLEGE 1

Michigan St.	0	0	3	—	3
Boston College	0	1	0	—	1

**First Period:** **Penalties:** MS – Chris Snavelly (obstruction), 9:46; BC – Dan Bertram (holding the stick), 17:34; MS-Ethan Graham (unsportsmanlike conduct), 17:51; BC – Nathan Gerbe (unsportsmanlike conduct), 17:51.

**Second Period:** BC – Brian Boyle (Brock Bradford), 6:50 (pp). **Penalties:** MS – Justin Abdelkader (hooking), 3:34; MS – Tim Crowder (hooking), 5:00; BC – Tim Filangieri (interference), 8:38; BC – Boyle (tripping), 10:31; BC-Carl Sneeep (slashing), 12:58.

**Third Period:** MS – Tim Kennedy (Abdelkader), 9:53 (pp); MS – Abdelkader (Kennedy, Tyler Howells), 19:41; MS – Chris Mueller (Jim McKenzie, Daniel Vukovic), 19:58 (en). **Penalties:** MS – Abdelkader (interference), 1:35; BC – Matt Greene (charging the goaltender), 3:39; MS – Graham (roughing), 7:51; BC – Kyle Kucharski (slashing), 7:51; BC – Filangieri (hooking), 9:47.


**Shots on goal:** Michigan St. 6-12-11 – 29; Boston College 13-6-11 – 30. **Saves:** Michigan St. (Jeff Lerg) 29; Boston College (Cory Schneider) 26. **Total Penalties:** Michigan St. 6 for 12 minutes; Boston College 8 for 16 minutes. **Power Plays:** Michigan St. 1 for 6; Boston College 8 for 16. **Officials:** Derek Shepherd (referee), Bob Keltie (linesman), Butch Mousseaux (linesman). **Attendance:** 19,432.



2007 Michigan St. – Front row (left to right): Bobby Jarosz, Jim McKenzie, Chris Snavelly, Chris Mueller, Tyler Howells, Chris Lawrence, Ethan Graham, Bryan Lerg, Brandon Warner, Justin Abdelkader, Jeff Lerg. Middle Row: Assistant Coach Brian Renfrew, Head Coach Rick Comley, Assistant Coach Rob Woodward, Strength and Conditioning Coach Mike Vorkapich, Steve Mnich, Zak McClellan, Tim Crowder, Daniel Vukovic, Jay Sprague, Nick Sucharski, Dan Sturges, Brandon Gentile, Assistant to the Head Coach/Video Coordinator Keith McKittrick, Team Physician Dr. Robert Norris, Athletic Trainer Dave Carrier, Athletics Director Ron Mason, Assistant Coach Tom Newton. Back Row: Team Manager Robby Mayer, Strength and Conditioning Intern Joe Agnello, Equipment Manager Tom Magee, Kurt Kivisto, Matt Schepke, Ryan Turek, Jeff Dunne, Justin Johnston, Mike Ratchuk, Tim Kennedy, Student Manager Matt Booth, Student Athletic Trainer Shinji Miura, Academic Coordinator Angela Howard.



## 2008 CHAMPIONSHIP GAME, APRIL 12 AT DENVER



2008 Boston College – Front row (left to right): John Muse, Brock Bradford, Pat Gannon, Dan Bertram, Mike Brennan, Matt Greene, Joe Adams, Benn Ferriero, Nathan Gerbe. Middle Row: strength coach Russ DeRosa, head coach Jerry York, associate head coach Mike Cavanaugh, Matt Price, Anthony Aiello, Nick Petrecki, Kyle Kucharski, Andrew Orpik, Tim Filangieri, Tim Kunes, Ben Smith, assistant coach Greg Brown, assistant coach Jim Logue, rink manager Norm Reid, athletic trainer Bert Lenz. Back row: manager Justin Murphy, manager Kenny Ryan, director of hockey operations John Hegarty, manager Mike Feeley, Joe Whitney, Matt Lombardi, Carl Sneeep, Alex Kremer, Andrew Margolin, Brian Gibbons, team chaplain Fr. Tony Penna, manager Dan Mennan, statistician Nick Martino, video coordinator Ryan Ferriter, student athletic trainer Paul Ucci.

### BOSTON COLLEGE 4, NOTRE DAME 1

Notre Dame	0	1	0	—	1
Boston College	0	3	1	—	4

**First Period:** **Penalties:** BC – Kyle Kucharski (holding the stick), 8:41 (pp); BC - Matt Greene (cross checking), 14:33 (pp); ND - Brock Sheahan (roughing), 17:02 (pp); BC - Anthony Aiello. (tripping), 18:24 (pp).

**Second Period:** BC - Nathan Gerbe (Brian Gibbons, Ben Smith), 2:23; BC - Gerbe (Smith, Dan Bertram), 5:37 (pp); BC - Joe Whitney (Gerbe, Benn Ferriero), 8:11 (pp); ND - Kevin Deeth (Kyle Lawson, Ian Cole), 9:07. **Penalties:** BC - Andrew Orpik (slashing), 2:51 (pp); ND - Ryan Thang (interference), 4:58 (pp); ND - Dan VeNard (cross checking), 6:29 (pp); ND - Dan Kissel (tripping), 7:27 (pp); BC - Kucharski (holding), 7:32 (pp); ND - VeNard (high sticking), 16:49 (pp).

**Third Period:** BC - Smith (Gerbe, Brian Gibbons), 5:31. **Penalties:** BC - Nick Petrecki (elbowing), :08 (pp); BC - Matt Price (tripping), 8:05 (pp); BC - Matt Greene (hooking), 9:54 (pp).

**Shots on goal:** Notre Dame 5-8-8 – 21; Boston College 7-11-5 – 23. **Saves:** Notre Dame (Jordan Pearce) 19; Boston College (John Muse) 20. **Total Penalties:** Notre Dame 5 for 10 minutes; Boston College 8 for 16 minutes. **Power Plays:** Notre Dame 0 for 8; Boston College 2 for 4. **Officials:** Todd Anderson (referee), Tim Swiader (linesman), Butch Mousseaux (linesman). **Attendance:** 18,632.

## 2009 CHAMPIONSHIP GAME, APRIL 11 AT WASHINGTON, D.C.



2009 Boston U. – Front row (left to right): Kieran Millan, Eric Gryba, Steve Smolinsky, Jason Lawrence, John McCarthy, Matt Gilroy, Brandon Yip, Chris Higgins, Brian Strait, Adam Kraus. Middle Row: head coach Jack Parker, student manager Patrick Walsh, assistant coach Mike Bavis, student manager Amanda Gibson, equipment manager Mike DiMella, student manager Whitney Delorey, Kevin Gilroy, Vinny Saponari, Nick Bonino, Zach Cohen, Grant Rollheiser, Colby Cohen, Colin Wilson, Corey Trivino, Ryan Ruikka, associate head coach David Quinn, athletic trainer Larry Venis, assistant coach Mike Geragosian, video coordinator Andy Saucier, student athletic trainer Melissa Fountain, rink manager Joe Conceicao, student athletic trainer Carolyn Kirkup. Back row: assistant strength and conditioning coach Karen Wood, David Warsofsky, Joe Pereira, Victor Saponari, Kevin Shattenkirk, Andrew Glass, Ross Gaudet, Luke Popko, Chris Connolly, strength and conditioning coach Mike Boyle.

### BOSTON U. 4, MIAMI (OH) 3 (OT)

Miami (OH)	0	1	2	0	—	3
Boston U.	1	0	2	1	—	4

**First Period:** BU - Chris Connolly (David Warsofsky, Eric Gryba), 15:15. **Penalties:** BU - Gryba (tripping), 2:23 (pp); BU - Vinny Saponari (cross checking), 5:19 (pp); MIA - Chris Wideman (holding), 12:01; BU - John McCarthy (roughing), 12:01; BU - Gryba (cross checking), 15:46, (pp); MIA - Tommy Wingels (hooking), 19:48 (pp).

**Second Period:** MIA - Gary Steffes (Andy Miele, Jarod Palmer), 2:01. **Penalties:** BU - Brandon Yip (holding), 3:13 (pp); MIA - Justin Mercier (tripping), 6:09 (pp); BU - Colby Cohen (cross checking), 17:17 (pp).

**Third Period:** MIA - Wingels (Carter Camper), 12:31; MIA - Trent Vogelhuber (Brian Kaufman); BU - Zach Cohen (Nick Bonino, Yip), 19:01 (ex); BU - Bonino (Matt Gilroy, Chris Higgins), 19:43 (ex). **Penalties:** BU - C. Cohen (Slashing), 5:51 (pp); BU - Jason Lawrence (slashing), 13:38 (pp).

**Overtime:** BU - C. Cohen (Kevin Shattenkirk, Connolly), 11:47.

**Shots on goal:** Miami (OH) 10-9-9-4 – 32; Boston U. 9-7-7-9 – 32. **Saves:** Miami (OH) (Cody Reichard) 28; Boston U. (Kieran Millan) 29. **Total Penalties:** Miami (OH) 3 for 6 minutes; Boston U. 8 for 16 minutes. **Power Plays:** Miami (OH) 0 for 7; Boston U. 0 for 2. **Officials:** Todd Anderson (referee), Marco Hunt (referee), Tony Czech (linesman), Matt Ulwelling (linesman). **Attendance:** 18,512

## 2010 CHAMPIONSHIP GAME, APRIL 10 AT DETROIT

### BOSTON COLLEGE 5, WISCONSIN 0


Boston College	1	0	4	—	5
Wisconsin	0	0	0	—	0

**First Period:** BC - Ben Smith (Steven Whitney, Joe Whitney), 12:57. **Penalties:** BC - J. Whitney (Interference), 1:17 (pp); W - Ryan McDonagh (cross-checking), 5:24 (pp); W - John Mitchell (cth elbowing), 11:04 (pp).

**Second Period:** **Penalties:** W - Jake Gardiner (interference), 3:16 (pp); BC - J. Whitney (clipping), 4:21 (pp).

**Third Period:** BC - Cam Atkinson (J. Whitney), 1:38; BC - Chris Kreider (Jimmy Haynes, Philip Samuelsson), 3:40; BC - Atkinson (Gibbons, J. Whitney), 7:20; BC - Matt Price (unassisted), 15:29. **Penalties:** W - Craig Smith (cth elbowing), 6:32 (pp); W - Podge Turnbull (contact to the head), 10:19 (pp); BC - J. Whitney (unsportsmanlike conduct), 17:52; W - Smith (charging), 17:52; BC - Brian Gibbons (slashing), 17:52 (pp).

**Shots on goal:** Boston College 12-6-8 – 26; Wisconsin 5-9-6 – 20. **Saves:** Boston College (John Muse) 20; Wisconsin (Scott Gudmandson) 21. **Total Penalties:** Boston College 4 for 8 minutes; Wisconsin 6 for 12 minutes. **Power Plays:** Boston College 2 for 5; Wisconsin 0 for 3. **Officials:** Matt Shegos (referee), Mark Wilkins (linesman), Bruce Vida (linesman). **Attendance:** 37,592.



2010 Boston College – Front row (left to right): John Muse, Joe Whitney, Brian Gibbons, Ben Smith, Matt Price, Matt Lombardi, Carl Snee, Cam Atkinson, Chris Venti. Middle Row: head coach Jerry York, associate head coach Mike Cavanaugh, strength coach Russ DeRosa, manager Stephen Greenberg, Steven Whitney, Malcolm Lyles, Edwin Shea, Tommy Cross, Jimmy Hayes, Paul Carey, Barry Almeida, Tommy Atkinson, manager Mike Feeley, assistant coach Greg Brown, associate athletics director Tom Peters, rink manager Norm Reid. Back row: manager Neal Ratto, manager Chris Malloy, athletic trainer Bert Lenz, Patch Alber, Brooks Dyroff, Chris Kreider, Patrick Wey, Brian Dumoulin, Philip Samuelsson, Parker Milner, Pat Mullane, team chaplain Fr. Thomas Kenney, S.J., director of hockey operations John Hegarty, manager Samson Lee, manager Tom Maguire. Not pictured: assistant coach Jim Logue.

## 2011 CHAMPIONSHIP GAME, APRIL 9 AT ST. PAUL, MINN.

### MINN. DULUTH 3, MICHIGAN 2 (OT)

Minn. Duluth	0	2	0	1	—	3
Michigan	1	1	0	0	—	2


**First Period:** MI - Ben Winnett (Matt Rust), 14:42. **Penalties:** MI - Winnett (interference), 5:46 (pp); UMD - Jake Hendrickson (boarding), 9:22 (pp); MI - Chris Brown (charging), 11:35 (pp).

**Second Period:** UMD - Travis Oleksuk (Brady Lamb, J.T. Brown), 1:39; UMD - Max Tardy (Mike Seidel, Lamb), 9:31; MI - Jeff Rohrkemper (Greg Pateryn, Derek DeBlois), 17:46. **Penalties:** MI - Kevin Clare (hit after whistle), 4:10 (pp); UMD - Lamb (tripping), 5:41 (pp); MI - Mac Bennett (hooking), 9:09 (pp); MI - C. Brown (obstruction-interference), 12:06 (pp); MI - Clare (tripping), 14:08 (pp); UMD - J. Brown (unsportsmanlike conduct), 15:04; MI - Shawn Hunwick (unsportsmanlike conduct), 15:04; UMD - Jack Connolly (slashing), 15:18 (pp).

**Third Period:** **Penalties:** MI - Bennett (holding), 2:23 (pp); UMD - Lamb (hit after whistle), 9:19; (pp); MI - Jon Merrill (holding), 9:27 (pp); MI - Kevin Lynch (boarding), 11:32 (pp).

**Overtime:** UMD - Kyle Schmidt (Oleksuk, Lamb), 3:22.


**Shots on goal:** Minn. Duluth 12-15-9-2 – 38; Michigan 8-9-6-1 – 24. **Saves:** Minn. Duluth (Kenny Reiter) 22; Michigan (Shawn Hunwick) 35. **Total Penalties:** Minn. Duluth 5 for 10 minutes; Michigan 10 for 20 minutes. **Power Plays:** Minn. Duluth 1 for 9; Michigan 0 for 4. **Officials:** Tim Benedetto (referee), Jeff Bunyon (linesman), Bob Bernard (linesman). **Attendance:** 19,222.



2011 Minn. Duluth – Front row (left to right): Kenny Reiter, Cody Danberg, Justin Fontaine, Trent Palm, Mike Connolly, Mike Montgomery, Jack Connolly, Kyle Schmidt, Chad Huttel, Scott Kishel, Aaron Crandall. Middle Row: Christian Gaffy, Max Tardy, strength and conditioning coach Blake Palmer, manager Dale Haagenon, athletic trainer Suz Hoppe, assistant coach Derek Plante, head coach Scott Sandelin, assistant coach Brett Larson, director of hockey operations Christian Koelling, manager Cameron Koopman, J.T. Brown, Jake Hendrickson. Back row: Wade Bergman, Mike Seidel, Brady Lamb, David Grun, Dylan Olsen, Dan DeLisle, Joe Basaraba, Drew Olson, Luke McManus, Justin Faulk, Keegan Flaherty, Travis Oleksuk. Not pictured: equipment manager Chris Garner, volunteer assistant coach Bill Watson.



## 2012 CHAMPIONSHIP GAME, APRIL 7 AT TAMPA



2012 Boston College – Front Row (left to right): Chris Venti, Steven Whitney, Patch Alber, Tommy Atkinson, Barry Almeida, Tommy Cross, Paul Carey, Edwin Shea, Pat Mullane, Bill Arnold, Parker Milner. Middle Row (left to right): Norm Reid (rink manager), Jerry York (head coach), Mike Cavanaugh (associate head coach), Johnny Gaudreau, Brooks Dyroff, Patrick Wey, Kevin Hayes, Brian Dumoulin, Isaac MacLeod, Chris Kreider, Patrick Brown, Mark Begert, Brian Billett, Greg Brown (assistant coach), Kevin Pratt (manager), Tom Peters (senior associate athletics director), Tim Clark (media relations director). Back Row (left to right): Tom Maguire (manager), Samson Lee (manager), Chris Malloy (manager), Mike Sanderson (student athletic trainer), Bert Lenz (athletic trainer), Quinn Smith, Michael Sit, Destry Straight, Cam Spiro, Danny Linell, Russell DeRosa (strength coach), Fr. Tony Penna (team chaplain), John Hegarty (director of hockey operations), Bryan McCauley (manager), Neal Ratto (manager). Not pictured: Jim Logue (assistant coach).

### BOSTON COLLEGE 4, FERRIS ST. 1

Ferris St.	1	0	0	—	1
Boston College	2	0	2	—	4

**First Period:** BC - Steven Whitney (Barry Almeida), 3:18; FS - Garrett Thompson (Andy Huff, Travis Ouellette), 5:19; BC - Paul Carey (Brian Dumoulin, Pat Mullane), 10:33 (pp). **Penalties:** FS - Brett Wysopal (tripping), 8:42 (pp).

**Second Period:** **Penalties:** BC - Michael Sit (hitting after whistle), 2:31; FS - Scott Czarnowczan (hitting after whistle), 2:31; BC - Carey (tripping), 4:48 (pp); BC - Tommy Cross (hooking), 10:35 (pp); BC - Team (too many players on the ice), 15:06 (pp); BC - Bill Arnold (roughing), 19:36 (pp).

**Third Period:** BC - Johnny Gaudreau (Kevin Hayes, Patrick Wey), 16:58; BC - Whitney (Arnold), 18:57 (en). **Penalties:** FS - Wysopal (hooking), 1:47 (pp); FS - Wysopal (holding), 8:08 (pp).

**Shots on goal:** Ferris St. 7-15-6 – 28; Boston College 8-14-15 – 37. **Saves:** Ferris St. (Taylor Nelson) 33; Boston College (Parker Milner) 27. **Total Penalties:** Ferris St. 4 for 8 minutes; Boston College 5 for 10 minutes. **Power Plays:** Ferris St. 0 for 4; Boston College 1 for 3. **Officials:** Tim Kotyra (referee), Peter Feola (linesman), Dave Brown (linesman). **Attendance:** 18,818.

## 2013 CHAMPIONSHIP GAME, APRIL 13 AT PITTSBURGH, PA.



2013 Yale – Team members in photo by alphabetical order: Kenny Agostino, head coach Keith Allain, Josh Balch, Matthew Beattie, athletics director Tom Beckett, Clinton Bourbonais, Carson Cooper, Sports Publicity Director Steve Conn, Anthony Day, Associate Athletics Director Wayne Dean, Colin Dueck, Tommy Fallen, associate head coach Red Gendron, trainer Richard Kaplan, Matt Killian, Antoine Laganriere, Cody Learned, student manager Jacob Lindqvist, Jeff Malcolm, Nick Maricic, Andrew Miller, assistant coach Dan Muse, Ryan Obuchowski, Rob O'Gara, Charles Orzetti, Jesse Root, Trent Ruffolo, assistant coach Josh Siembida, assistant equipment manager Mike Stancarone, equipment manager Jeff Torre, Alex Ward, Nicholas Weberg, Connor Wilson, Stu Wilson, Mitch Witek, Gus Young.

### YALE 4, QUINNIPIAC 0

Yale	0	1	3	—	4
Quinnipiac	0	0	0	—	0

**First Period:** **Penalties:** YA - Rob O'Gara (elbowing), 2:41 (pp); QU - Cory Hobbeler (interference), 4:51 (pp); YA - Colin Dueck (tripping), 7:48 (pp); QU - Mike Dalhuisen (tripping), 15:23 (pp).

**Second Period:** YA - Clinton Bourbonais (Gus Young), 19:56. **Penalties:** QU - Jeremy Langlois (roughing), 7:17 (pp); YA - Bench (too many players on the ice), 10:28 (pp); YA - Bourbonais (charging), 11:25 (pp); QU - Bench (too many players on the ice), 12:38 (pp); QU - Zach Davies (interference), 13:25 (pp).

**Third Period:** YA - Charles Orzetti (Bourbonais, Antoine Laganriere), 3:35; YA - Andrew Miller (Kenny Agostino), 9:06; YA - Jesse Root (Miller, O'Gara), 13:02. **Penalties:** YA - Laganriere (slashing), 11:37; QU - Travis St. Denis (slashing), 11:37.

**Shots on goal:** Yale 9-14-8 – 31; Quinnipiac 11-15-10 – 36. **Saves:** Yale (Jeff Malcolm) 36; Quinnipiac (Eric Hartzell) 27. **Total Penalties:** Yale 5 for 10 minutes; Quinnipiac 6 for 12 minutes. **Power Plays:** Yale 0 for 5; Quinnipiac 0 for 4. **Officials:** Jeff Bunyon (referee), Kevin Shea (referee), Bob Bernard (linesman), Tommy George (linesman). **Attendance:** 18,184.

## 2014 CHAMPIONSHIP GAME, APRIL 12 AT PHILADELPHIA

### UNION (NY) 7, MINNESOTA 4

Union (NY)	4	0	3	—	7
Minnesota	2	1	1	—	4

**First Period:** MN - Justin Kloos (Nate Condon, Taylor Cammarata), 2:37; UN - Shayne Gostisbehere (Jeff Taylor, Eli Lichtenwald), 9:26; MN - Sam Warning (Kyle Rau, Jake Parenteau), 10:03; UN - Mike Vecchione (Daniel Carr, Daniel Ciampini), 15:09; UN - Lichtenwald (Gostisbehere), 16:06; UN - Ciampini (Max Novak, Matt Hatch), 17:03. **Penalties:** MN - Brady Skjei (roughing), 0:19 (pp); MN - Warning (hooking), 3:11 (pp); UN - Gostisbehere (holding), 6:42 (pp).

**Second Period:** MN - Cammarata (Kloos, Parenteau), 1:13. **Penalties:** UN - Ciampini (tripping), 2:25 (pp); MN - Skjei (roughing), 9:33 (pp); MN - Parenteau (slashing), 15:39 (pp); UN - Sam Coatta (holding the stick), 18:06 (pp).

**Third Period:** UN - Novak (Kevin Sullivan, Sebastien Gingras), 5:31; MN - Hudson Fasching (Travis Boyd, Mike Reilly), 16:20 (pp); UN - Sullivan (Mat Bodie, Gostisbehere), 18:38; UN - Bodie, 19:15 (en). **Penalties:** MN - Condon (tripping), 1:36 (pp); MN - Tom Serratore (holding), 9:00 (pp) MN - Bench (too many players), 11:57 (pp); UN - Charlie Vasaturo (roughing), 15:25.

**Shots on goal:** Union (NY) 20-14-15 – 49; Minnesota 15-18-7 – 40. **Saves:** Union (NY) (Colin Stevens) 36; Minnesota (Adam Wilcox 41, Michael Shibrowski 1) 42. **Total Penalties:** Union (NY) 5 for 10 minutes; Minnesota 8 for 16 minutes. **Power Plays:** Union (NY) 0 for 7; Minnesota 1 for 4. **Officials:** Geoff Miller (referee), Ryan Hersey (referee), Tommy George (linesman), Bob Bernard (linesman). **Attendance:** 18,742.



2014 Union (NY) – First Row (L-R): Colin Stevens, Daniel Ciampini, Max Novak, Shayne Gostisbehere, Daniel Carr, Mat Bodie, Cole Ikkala, Kevin Sullivan, Matt Hatch, Mark Bennett, and Dillon Pieri. Second Row: Assistant Coach Jason Tapp, Head Coach Rick Bennett, Alex Sakellaropoulos, Sam Coatta, David Roy, Charlie Vasaturo, Sebastien Gingras, Nick Cruice, Matt Wilkins, Griffyn Martin, Volunteer Assistant Coach John Ronan, Equipment Manager Dave Baglio, Assistant Coach Joe Dumais, and Assistant SID Daniel Jankowski. Back Row: Administrative Assistant Chelsea Soules, Student Manager Matthew Steinberg, Alex Gonye, Jeff Taylor, Mike Vecchione, Eli Lichtenwald, Matt Krug, Noah Henry, Theo DiPauli, Michael Pontarelli, Head Athletic Trainer Cheryl Rockwood, and Coordinator of Hockey Operations Phil Cohn.

## 2015 CHAMPIONSHIP GAME, APRIL 11 AT BOSTON

### PROVIDENCE 4, BOSTON U. 3

Providence	1	1	2	—	4
Boston U.	2	1	0	—	3

**First Period:** PC - Anthony Florentino (Noel Acciari, Shane Luke), 9:25; BU - Ahti Oksanen (unassisted), 12:50; BU - Danny O'Regan (Jack Eichel), 12:54. **Penalties:** PC - Tom Parisi (holding the stick), 5:53; BU - John MacLeod (hooking), 19:42.

**Second Period:** PC - Mark Jankowski (Trevor Mingoia, Ross Mauermann), 4:29 (pp); BU - Cason Hohmann (Oksanen), 11:36. **Penalties:** BU - MacLeod (interference), 2:33.

**Third Period:** PC - Parisi (unassisted), 11:24; PC - Brandon Tanev (Kevin Rooney), 13:43. **Penalties:** BU - Eichel (hooking), 4:33.

**Shots on goal:** Providence 6-17-20 – 43; Boston U. 18-22-12 – 52. **Saves:** Providence (Jon Gillies) 49; Boston U. (Matt O'Connor) 39. **Total Penalties:** Providence 1 for 2 minutes; Boston U. 3 for 6 minutes. **Power Plays:** Providence 1 for 3; Boston U. 0 for 1. **Officials:** Steve McInchak (referee), Barry Pochmara (referee), Sam Shikowsky (linesman), Nick Bradshaw (linesman). **Attendance:** 18,022.




2015 Providence – Front Row (l-r): Nick Ellis, Kevin Rooney, John Gilmour, Mark Jankowski, Mark Adams, Ross Mauermann, Noel Acciari, Shane Luke, Stefan Demopoulos, Nick Saracino, Jon Gillies.

Middle Row (l-r): Administrative Assistant Karen Rohan, Sports Information Director Dan Collieran, Athletic Trainer Sid Basiel, Head Coach Nate Leaman, Associate Head Coach Steve Miller, Anthony Florentino, Paul de Jersey, Conor MacPhee, Alex Cromwell, Truman Reed, Jake Walman, Assistant Coach Kris Mayotte, Goaltending Coach Jim McNiff, Associate Athletic Director Nick Reggio, Director of Hockey Operations Kyle Murphy, Graduate Assistant Theresa Feaster.

Back Row (l-r): Equipment Manager Corey Rastello, Brendan Leahy, Robbie Hennessey, Josh Monk, Logan Day, Brooks Behling, Brian Pinho, Niko Rufo, Kyle McKenzie, Brandon Tanev, Trevor Mingoia, Steven McParland, Tom Parisi, Strength Coach Rick Blackadar.



## 2016 CHAMPIONSHIP GAME, APRIL 9 AT TAMPA



2016 North Dakota – First Row (L-R): Matej Tomek, Cam Johnson, Luke Johnson, Coltyn Sanderson, Paul LaDue, Colten St. Clair, Gage Ausmus, Bryn Chyzyk, Drake Caggiula, Troy Stecher, Keaton Thompson, Matt Hrynkiw, Ryan Anderson. Middle row (L-R): Nick Schmaltz, Tucker Poolman, athletic trainer & strength and conditioning coach Mark Poolman, team physician Dr. Greg Greek, equipment manager Eric Kupka, volunteer assistant coach Karl Goehring, assistant coach Matt Shaw, head coach Brad Berry, associate head coach Dane Jackson, student manager Ryan LaDouceur, director of operations Patrick Swanson, media relations director Jayson Hajdu, Austin Poganski, Trevor Olson. Back row (L-R): Johnny Simonson, Brock Boeser, Chris Wilkie, Shane Gersich, Christian Wolanin, Danys Chartrand, Rhett Gardner, Hayden Shaw, Joel Janatuinen, Mike Gornall.

### NORTH DAKOTA 5, QUINNIPIAC 1

North Dakota	2	0	3	—	5
Quinnipiac	1	0	0	—	1

**First Period:** ND - Shane Gersich (Gage Ausmus, Brock Boeser), 11:56; ND - Boeser, 14:16 (sh); Q - Tim Clifton (Connor Clifton, Travis St. Denis), 18:53 (pp). **Penalties:** ND - Bryn Chyzyk (slashing), 9:57; Q - St. Denis (slashing), 9:57; ND - Paul LaDue (tripping), 13:19; ND - Drake Caggiula (cross-checking), 18:41; ND - Troy Stecher (cross-checking), 18:50.

**Second Period:** **Penalties:** ND - Caggiula (high-sticking), 2:13; ND - Christian Wolanin (roughing), 5:02; Q - Sam Anas (roughing), 5:02; Q - Tommy Schutt (hooking), 10:45.

**Third Period:** ND - Caggiula (Nick Schmaltz, Boeser), 1:21; ND - Caggiula (Boeser, LaDue), 3:41; ND - Austin Poganski (Rhett Gardner, Ausmus), 10:41. **Penalties:** Q - Derek Smith (cross-checking), 6:36; ND - Joel Janatuinen (roughing), 17:34; Q - Connor Clifton (roughing), 17:34.

**Shots on goal:** North Dakota 16-9-11 – 36; Quinnipiac 13-9-11 – 33. **Saves:** North Dakota (Cam Johnson) 32; Quinnipiac (Michael Garteig) 31. **Total Penalties:** North Dakota 7 for 14 minutes; Quinnipiac 5 for 10 minutes. **Power Plays:** North Dakota 0 for 2; Quinnipiac 1 for 4. **Officials:** Steve McInchak (referee), Colin Kronforst (referee), Brett DesRosiers (linesman), Johnathan Morrison (linesman). **Attendance:** 19,358.

## 2017 CHAMPIONSHIP GAME, APRIL 8 AT CHICAGO



2017 Denver – Front Row (l-r): Evan Cowley, Brad Hawkinson, Matt Marcinew, Matt VanVoorhis, David Carle, Tavis MacMillan, Head Coach Jim Montgomery, David Tenzer, Will Butcher, Evan Janssen, Emil Romig, Greg Ogard

Second Row (l-r): Daniel Janosko, Patrick Munson, Rudy Junda, Evan Ritt, Tariq Hammond, Nick Meldrum, John Mead, Dave Rogowski, Joe Howe, Matt Shaw, Adam Plant, Blake Hillman, Tanner Jaillet, Cole Hoholik

Back Row (l-r): Michael Davies, Tyson McLellan, Jarid Lukosevicius, Colin Staub, Henrik Borgström, Justin Cole, Erich Fear, Sean Mostrom, Kevin Conley, Dylan Gambrell, Logan O'Connor, Troy Terry, Liam Finlay

### DENVER 3, MINN. DULUTH 2

Minn. Duluth	0	1	1	—	2
Denver	0	3	0	—	3

**First Period:** **Penalties:** MD - Dan Molenaar (elbowing), 17:32.

**Second Period:** DU - Jarid Lukosevicius (Michael Davies, Blake Hillman), 4:44; DU - Lukosevicius (Troy Terry, Davies), 5:00; MD - Alex Iafallo (Joey Anderson, Neal Pionk), 7:16; DU - Lukosevicius (Dylan Gambrell, Terry), 12:23. **Penalties:** DU - Matt Marcinew (hooking), 6:44; MD - Willie Raskob (indirect contact to the head - elbowing), 7:34.

**Third Period:** MD - Riley Tuft (Avery Peterson, Brenden Kotyk), 14:39. **Penalties:** None.

**Shots on goal:** Minn. Duluth 10-13-17 – 40; Denver 13-12-3 – 28. **Saves:** Minn. Duluth (Hunter Miska) 25; Denver (Tanner Jaillet) 38. **Total Penalties:** Minn. Duluth 2 for 4 minutes; Denver 1 for 2 minutes. **Power Plays:** Minn. Duluth 1 for 1; Denver 0 for 2. **Officials:** Colin Kronforst (referee), Barry Pochmara (referee), Nick Bradshaw (linesman), Johnathan Morrison (linesman). **Attendance:** 19,783.



## 2018 CHAMPIONSHIP GAME, APRIL 7 AT SAINT PAUL, MINN.

### MINN. DULUTH 2, NOTRE DAME 1


Minn. Duluth	2	0	0	—	2
Notre Dame	0	1	0	—	1

**First Period:** MD - Karson Kuhlman (Jade Miller), 9:06; BU - Jared Thomas (Kuhlman), 18:39. **Penalties:** ND - Mike O'Leary (hooking), 19:42.

**Second Period:** ND - Andrew Oglevie (Cam Morrison, Jake Evans), 7:40 (pp). **Penalties:** ND - Jordan Gross (tripping), 2:19; MD - Louie Roehl (interference), 4:35; MD - Scott Perunovich (interference), 7:08; ND - Colin Theisen (kneeing), 10:02..

**Third Period:** No scoring. **Penalties:** none.

**Shots on goal:** Minn. Duluth 10-18-7 – 35; Notre Dame 7-8-5 – 20. **Saves:** Minn. Duluth (Hunter Shepard) 19; Notre Dame (Cale Morris) 33. **Total Penalties:** Minn. Duluth 2 for 4 minutes; Notre Dame 3 for 6 minutes. **Power Plays:** Minn. Duluth 0 for 3; Notre Dame 1 for 2. **Officials:** Peter Feola (referee), Robert St. Lawrence (referee), Jim Briggs (linesman), Ryan Knapp (linesman). **Attendance:** 18,303.



2018 Minn. Duluth – Front Row (l-r): Hunter Shepard, Blake Young, Nick McCormack, Sammy Spurrell, Karson Kuhlman, Parker Mackay, Jared Thomas, Avery Peterson, Peter Krieger, Nick Deery, Ben Patt.

Middle Row (l-r): Louie Roehl, Hockey Sports Performance Director Dr. Susan Hoppe, Equipment Manager Chris Garner, Assistant Coach Brant Nicklin, Assistant Coach Jason Herter, Head Coach Scott Sandelin, Assistant Coach Brett Larson, Director of Hockey Operations Christian Koelling, Manager Dale Haagenson, Resident Athletic Trainer Jordan Ellis, Strength and Conditioning Coach Anthony Morando, Billy Exell.

Back Row (l-r): Nick Swaney, Justin Richards, Matt Anderson, Mikey Anderson, Koby Bender, Dylan Samberg, Riley Tufte, Nick Wolff, Will Campion, Jarod Hilderman, Joey Anderson, Jade Miller, Scott Perunovich, Kobe Roth.

## 2019 CHAMPIONSHIP GAME, APRIL 13 AT BUFFALO, N.Y.

### MINN. DULUTH 3, MASSACHUSETTS 0


Massachusetts	0	0	0	—	0
Minn. Duluth	1	1	1	—	3

**First Period:** MD - Parker Mackay (Mikey Anderson, Riley Tufte), 3:51 (pp). **Penalties:** MA - Marc Del Gaizo (interference), 2:31; MD - Scott Perunovich (holding), 12:23; MA - Jake Gaudet (indirect CTH - elbowing), 18:37.

**Second Period:** MD - Anderson (Mackay, Justin Richards), 15:48. **Penalties:** MD - Noah Cates (roughing), 16:59; MA - Cale Makar (interference), 19:41.

**Third Period:** MD - Jackson Cates (Tanner Laderoute, Anderson), 17:18. **Penalties:** MD - Kobe Roth (Indirect CTH - elbowing), 6:47; MD - Peter Krieger (holding), 14:58; MA - Kurt Keats (roughing), 18:15.

**Shots on goal:** Massachusetts 5-7-6 – 18; Minn. Duluth 14-11-6 – 31. **Saves:** Massachusetts (Filip Lindberg) 28; Minn. Duluth (Hunter Shepard) 18. **Total Penalties:** Massachusetts 4 for 8 minutes; Minn. Duluth 4 for 8 minutes. **Power Plays:** Massachusetts 0 for 4; Minn. Duluth 1 for 4. **Officials:** Brian Aaron (referee), Colin Kronfrost (referee), Nick Bradshaw (linesman), Sam Shikowsky (linesman). **Attendance:** 13,624.




2019 Minn. Duluth – Front Row (l-r): Ben Patt, Hunter Shepard, Jarod Hilderman, Riley Tufte, Nick Wolff, Parker Mackay, Billy Exell, Peter Krieger, Jade Miller, Koby Bender, Nick Deery.

Middle Row (l-r): Louie Roehl, Hockey Sports Performance Director Dr. Susan Hoppe, Equipment Manager Chris Garner, Assistant Coach Brant Nicklin, Associate Head Coach Jason Herter, Head Coach Scott Sandelin, Assistant Coach Adam Krause, Director of Hockey Operations Christian Koelling, Resident Athletic Trainer Cole Harding, Strength and Conditioning Coach Jason Aldrich, Manager Dale Haagenson, Nick Swaney.

Top Row (l-r): Kobe Roth, Justin Richards, Scott Perunovich, Tanner Laderoute, Hunter Lellig, Noah Cates, Dylan Samberg, Jesse Jacques, Jake Rosenbaum, Mikey Anderson, Jackson Cates, Matt Anderson, Cole Koepke. Missing: Andrew Diedrich.

## 2021 CHAMPIONSHIP GAME, APRIL 10 AT PITTSBURGH, PA.



2021 Massachusetts – Front Row (l-r): Filip Lindberg, George Mika, Associate Head Coach Jared DeMichiel, Associate Head Coach Ben Barr, Bobby Trivigno, Jake Gaudet, Marc Del Gaizo, Head Coach Greg Carvel, Volunteer Assistant Coach Nolan Gluchowski, Oliver Chau, Matt Murray.

Middle Row (l-r): Director of Hockey Operations Ryan Mahan, Henry Graham, Ty Farmer, Reed Lebster, Philip Lagunov, Colin Felix, Carson Gicewicz, Matthew Kessel, Kolby Vegara, Anthony Del Gaizo, Zac Jones, Cal Kiefiuk, Director of Equipment Operations Josh Penn.

Top Row (l-r): Equipment Assistant Zac Steigmeyer, Athletic Trainer Marc Paquet, Oliver MacDonald, Gianfranco Cassaro, Jerry Harding, Josh Lopina, Linden Alger, Eric Faith, Garrett Wait, Ryan Sullivan, Aaron Bohlinger, Sports Performance Coach Brandon Wickett, Graduate Assistant Kathryn Kates.

### MASSACHUSETTS 5, ST. CLOUD ST. 0

St. Cloud St.	0	0	0	—	0
Massachusetts	2	2	1	—	5


**First Period:** MA - Aaron Bohlinger (Ryan Sullivan, Ty Farmer), 7:26; MA - Reed Lebster (Cal Kiefiuk), 18:56. **Penalties:** MA - Anthony Del Gaizo (slashing), 15:27.

**Second Period:** MA - Philip Lagunov, 5:10 (sh); MA - Matthew Kessel (Oliver Chau, Jake Gaudet), 13:45. **Penalties:** SCS - Seamus Donohue (tripping), 0:24; MA - Ryan Sullivan (tripping), 3:57; MA - Jake Gaudet (elbowing), 10:31; SDS - Team (too many players), 12:35.

**Third Period:** MA - Bobby Trivigno (Reed Lebster), 6:00. **Penalties:** None

**Shots on goal:** St. Cloud St. 3-12-10 – 25; Massachusetts 7-6-9 – 22. **Saves:** St. Cloud St. (David Hrenak) 17; Massachusetts (Filip Lindberg) 25. **Total Penalties:** St. Cloud St. 2 for 4 minutes; Massachusetts 3 for 6 minutes. **Power Plays:** St. Cloud St. 0 for 3; Massachusetts 1 for 2. **Officials:** Joe Carusone (referee), CJ Hanafin (referee), Ryan Knapp (linesman), Brian Oliver (linesman). **Attendance:** 3,963.

## 2022 CHAMPIONSHIP GAME, APRIL 9 AT BOSTON



2022 Denver – Front Row (l-r): Front Row (L-R): Magnus Chrona, Bobby Brink, Cole Guttman, Director of Hockey Operations Travis Culhane, Assistant Coach Tavis MacMillan, Head Coach David Carle, Assistant Coach Dallas Ferguson, Volunteer Assistant Ryan Massa, Ryan Barrow, Justin Lee, Matt Davis.

Middle Row (l-r): Athletic Trainer Aaron Leu, Director of Sports Performance Matt Shaw, Jack Caruso, Mike Benning, Carter Savoie, Cameron Wright, Brett Stapley, Kyle Mayhew, McKade Webster, Brett Edwards, Lane Krenzen, Connor Caponi, Equipment Manager Nick Meldrum, Resource Officer John Bronson.

Top Row (l-r): Student Equipment Manager Aaron Sedlis, Sean Behrens, Jack Devine, Massimo Rizzo, Carter Mazur, Shai Buium, Antti Tuomisto, Reid Irwin, Jack Works, Carter King, Owen Ozar, Student Equipment Manager Gabe Dorra.

### DENVER 5, MINNESOTA ST. 1

Denver	0	0	5	—	5
Minnesota St.	1	0	0	—	1

**First Period:** MSU - Sam Morton (Lucas Sowder, Ryan Sandelin), 13:59. **Penalties:** DU - Mike Benning (tripping), 12:23; MSU - Nathan Smith (roughing), 15:28.

**Second Period:** **Penalties:** MSU - Team (too many men), 7:07.

**Third Period:** DU - Ryan Barrow (Mike Benning, Jack Devine), 4:46; DU - Mike Benning (Shai Buium, Cameron Wright), 7:33; DU - Massimo Rizzo (Carter Mazur, Justin Lee), 13:34; DU - Brett Stapley, 17:28; DU - Cameron Wright (Carter Mazur), 18:00. **Penalties:** MSU - Sam Morton (tripping), 5:26.

**Shots on goal:** Denver 3-5-12 – 20; Minnesota St. 8-10-10 – 28. **Saves:** Denver (Magnus Chrona) 27; Minnesota St. (Dryden McKay) 15. **Total Penalties:** Denver 1 for 2 minutes; Minnesota St. 3 for 6 minutes. **Power Plays:** Denver 0 for 3; Minnesota St. 1 for 1. **Officials:** Geno Binda Jr. (referee), Jeremy Tufts (referee), Bill Kingdon (linesman), Kevin Briganti (linesman). **Attendance:** 17,850.

## 2023 CHAMPIONSHIP GAME, APRIL 8 AT TAMPA, FLA.

### QUINNIPIAC 3, MINNESOTA 2

Quinnipiac	0	1	1	1	—	3
Minnesota	1	1	0	0	—	2


**First Period:** MN - John Mittelstadt (Connor Kurth), 5:35. **Penalties:** QU - Skyler Brind'Amour (indirect contact to head), 0:21.

**Second Period:** MN - Jaxon Nelson (Brock Faber), 4:24; QU - Cristophe Tellier (Zach Metsa), 7:41. **Penalties:** MN - Jimmy Snuggerud (tripping), 12:12.

**Third Period:** QU - Collin Graf (Zach Metsa, Sam Lipkin), 17:13. **Penalties:** QU - Skyler Brind'Amour (hooking), 3:17; MN - Logan Cooley (high sticking), 15:08.

**Overtime:** QU - Jacob Quillan (Sam Lipkin, Zach Metsa), 0:10. **Penalties:** None

**Shots on goal:** Quinnipiac 4-11-14-1 – 30; Minnesota 7-6-3-0 – 15. **Saves:** Quinnipiac (Yaniv Perets) 13; Minnesota (Justen Close) 27. **Total Penalties:** Quinnipiac 2 for 4 minutes; Minnesota 2 for 4 minutes. **Power Plays:** Quinnipiac 0 for 2; Minnesota 0 for 2. **Officials:** Joe Sullivan (referee), Ryan Hersey (referee), John Grandt (linesman), Tyler Liffbrig (linesman). **Attendance:** 19,444.



2023 Quinnipiac – Front Row (l-r): Noah Altman, CJ McGee, Jacob Nordqvist, Ethan de Jong, Zach Metsa, Yaniv Perets, Desi Burgart, Michael Lombardi, TJ Friedmann, Jake Johnson, Chase Clark.

Middle Row (l-r): Head Coach Rand Pecknold, Associate Head Coach Joe Dumais, Jayden Lee, Collin Graf, Alex Power, Skyler Brind'Amour, Charles Alexis Legault, Sam Lipkin, Timothy Heinke, Matthew Campbell, Joey Cipollone, Cristophe Tellier, Assistant Coach Mike Corbett, Student Manager Brendan Hill.

Back Row (l-r): Equipment Manager Bubba Kennedy, Student Equipment Manager Quinn Kennedy, Student Equipment Manager Justin Horn, Director of Operations Shawn Roche, Christophe Fillion, Jacob Quillan, Iivari Räsänen, Victor Czerneckianair, Anthony Cipollone, Head Athletic Trainer Dan Smith, Head Strength and Conditioning Coach Brijesh Patel, Administrative Assistant Lori Onofrio, Goaltending Coach Justin Eddy, Sports Information Director Cameron Boon.



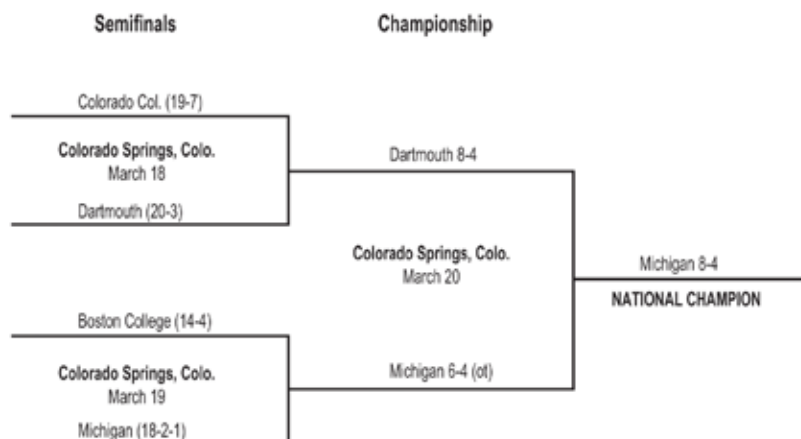
# ALL-TIME BRACKETS

Brackets .....142

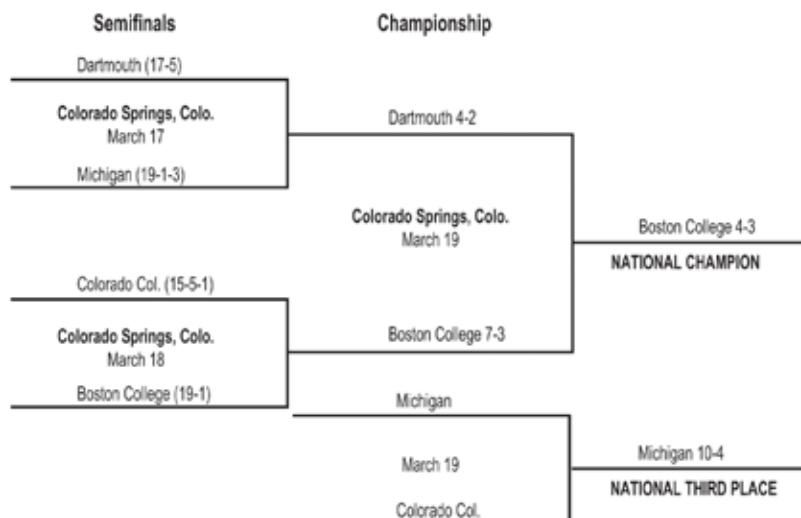


# BRACKETS

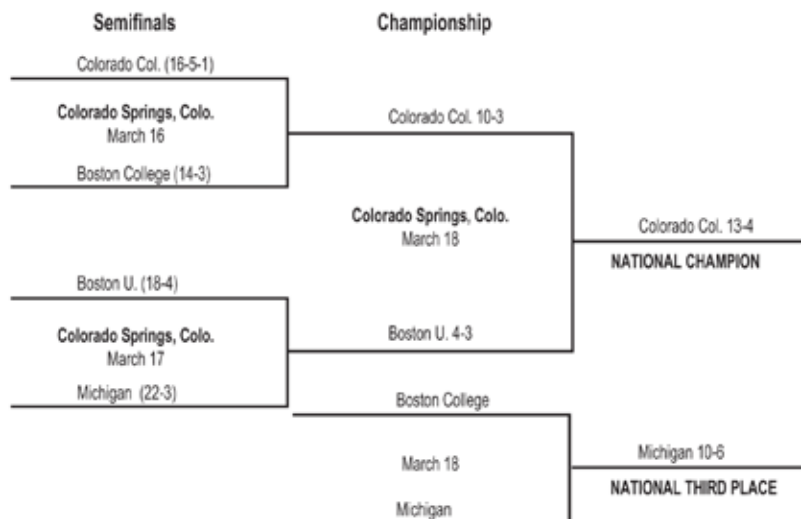
## 1948 Championship Bracket



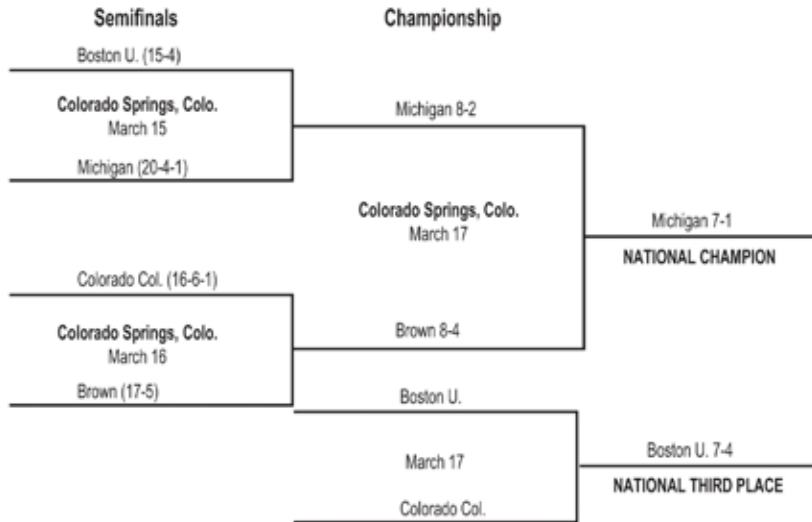
## 1949 Championship Bracket



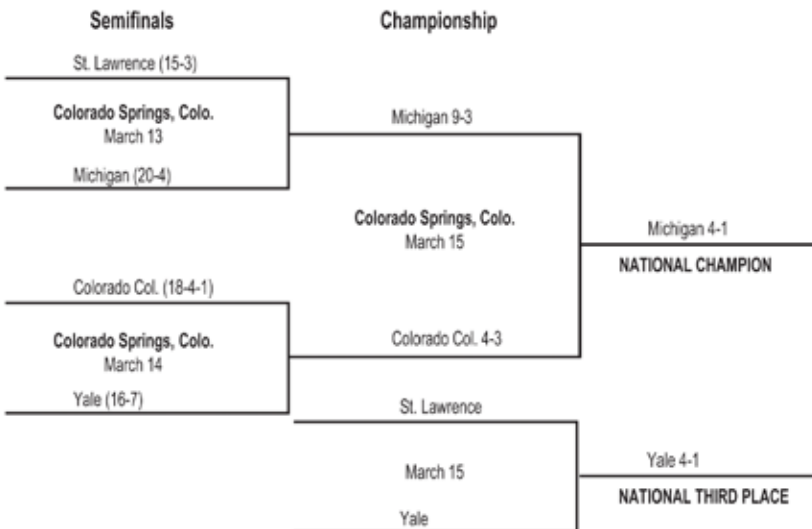
## 1950 Championship Bracket



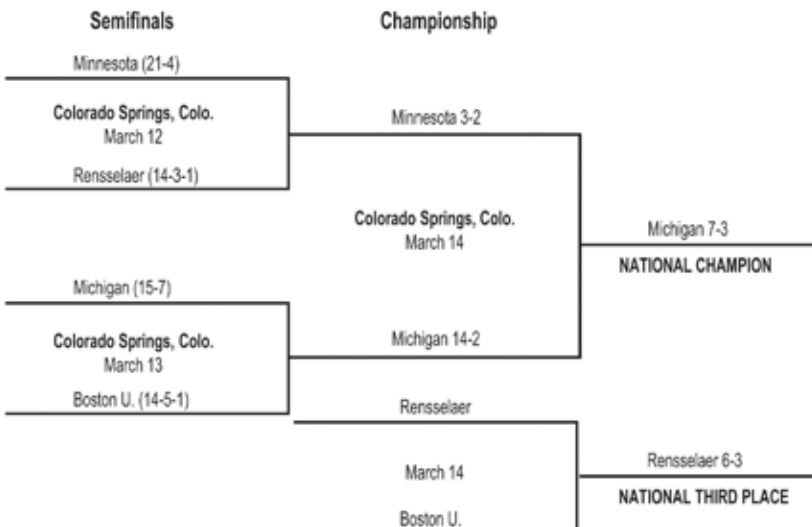
## 1951 Championship Bracket



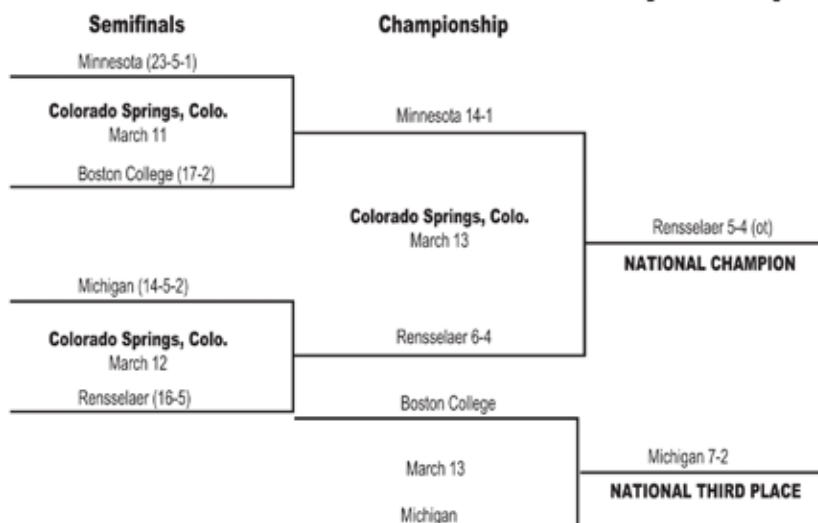
## 1952 Championship Bracket



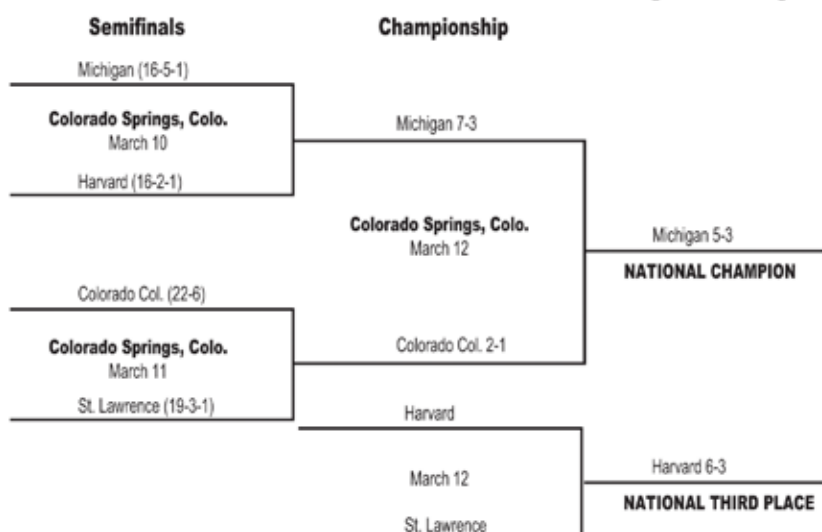
## 1953 Championship Bracket



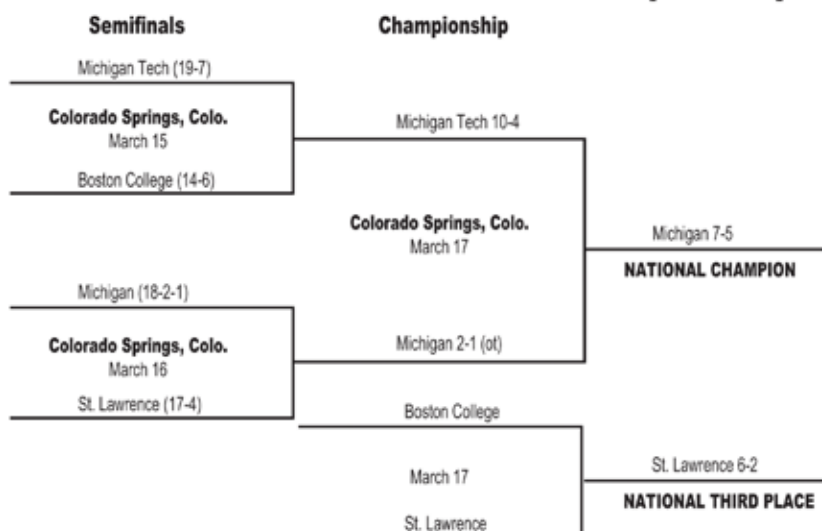
## 1954 Championship Bracket



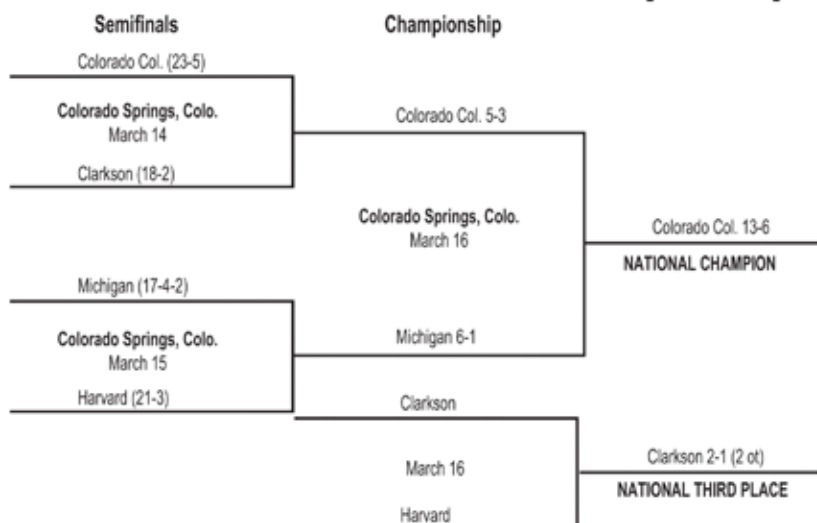
## 1955 Championship Bracket



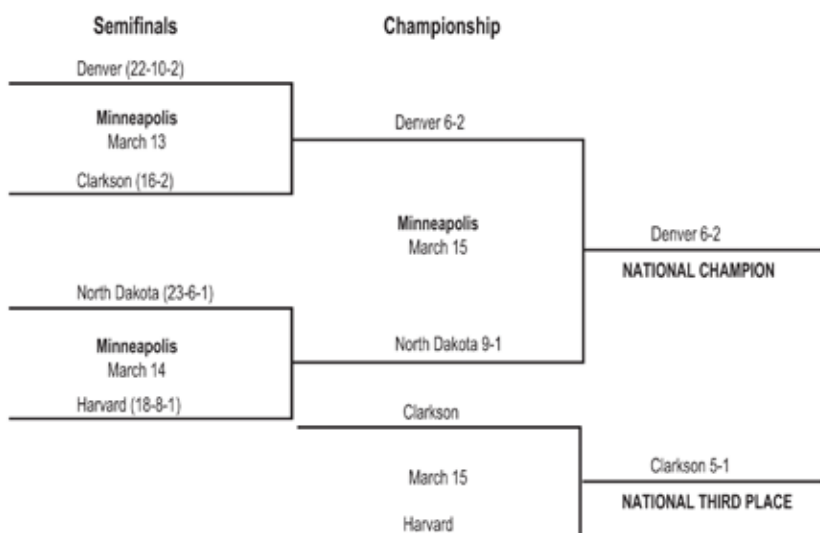
## 1956 Championship Bracket



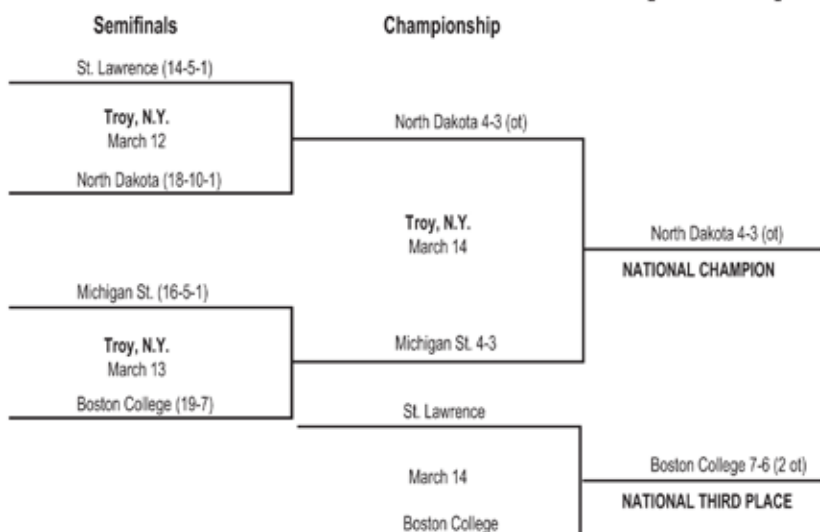
## 1957 Championship Bracket



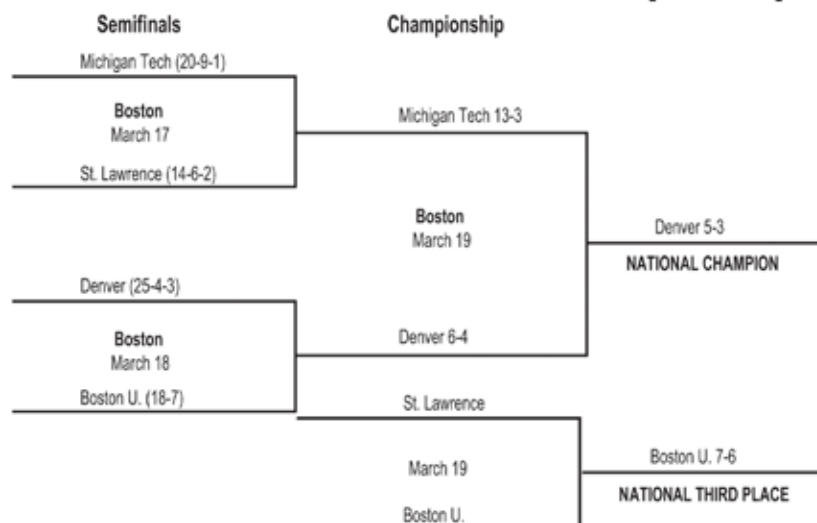
## 1958 Championship Bracket



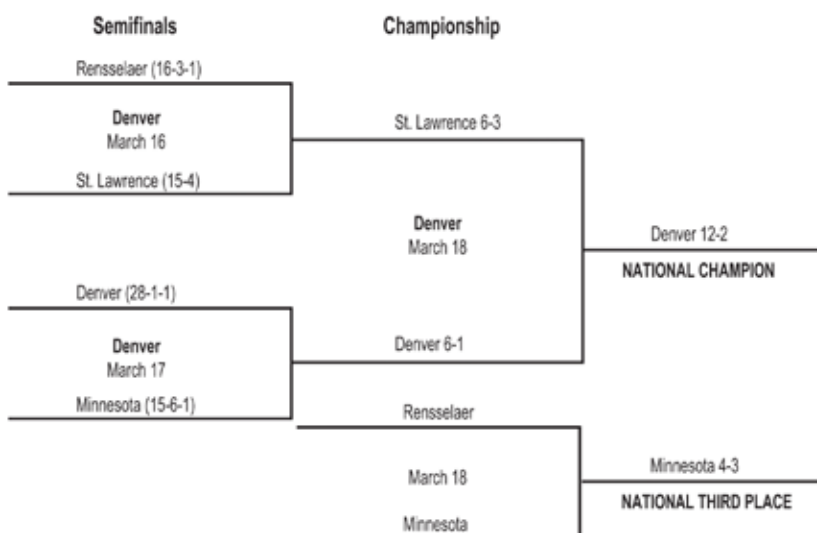
## 1959 Championship Bracket



## 1960 Championship Bracket



## 1961 Championship Bracket

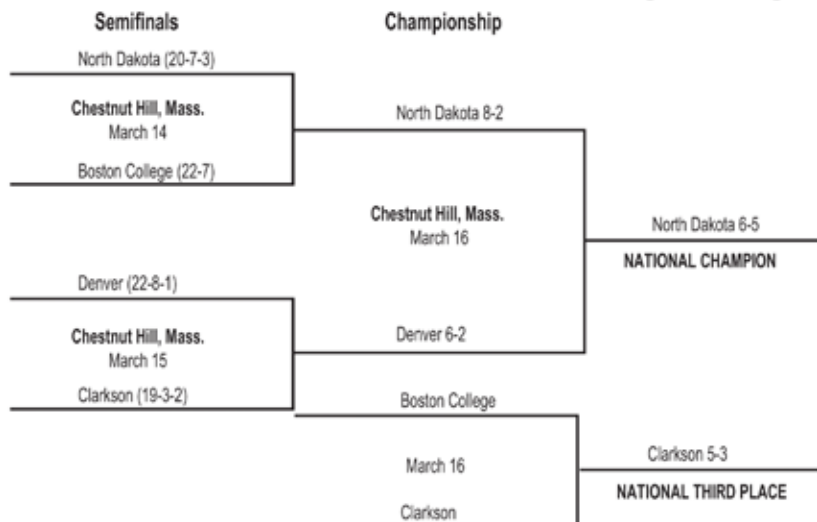


## 1962 Championship Bracket

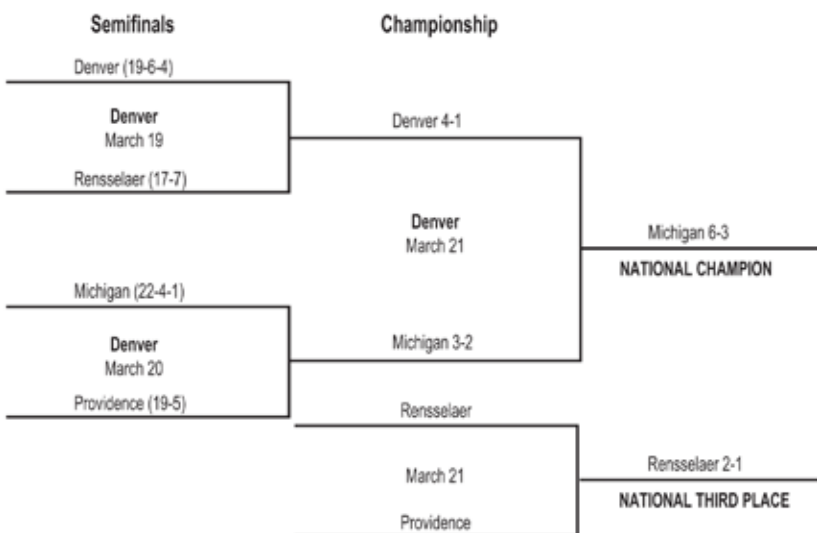




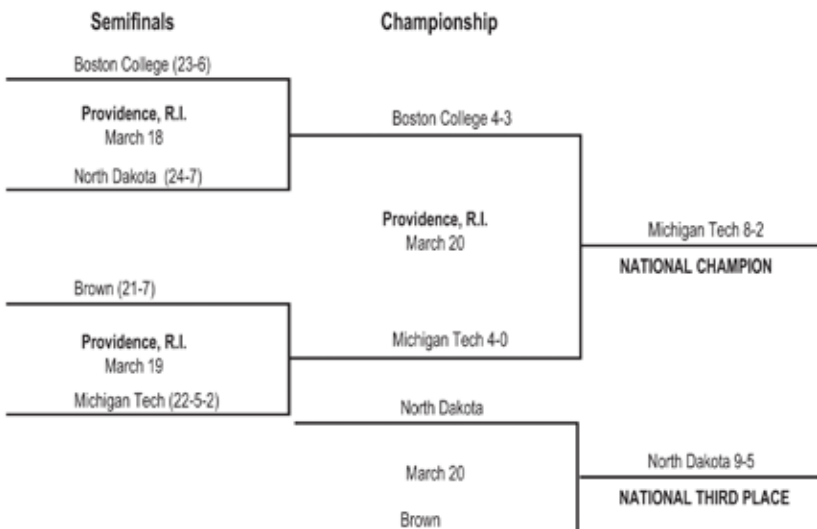
## 1963 Championship Bracket



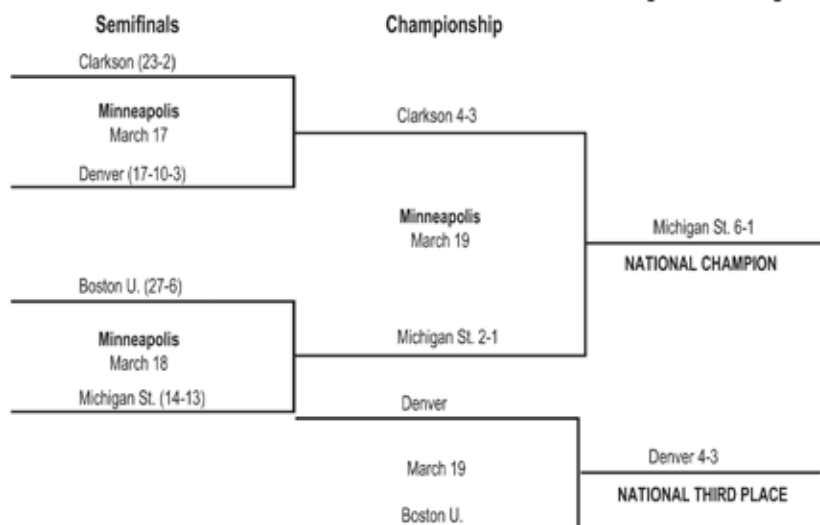
## 1964 Championship Bracket



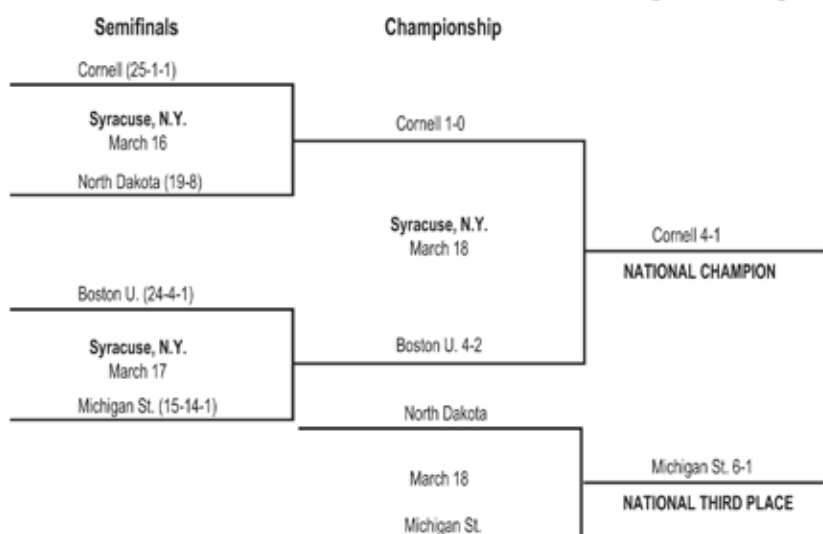
## 1965 Championship Bracket



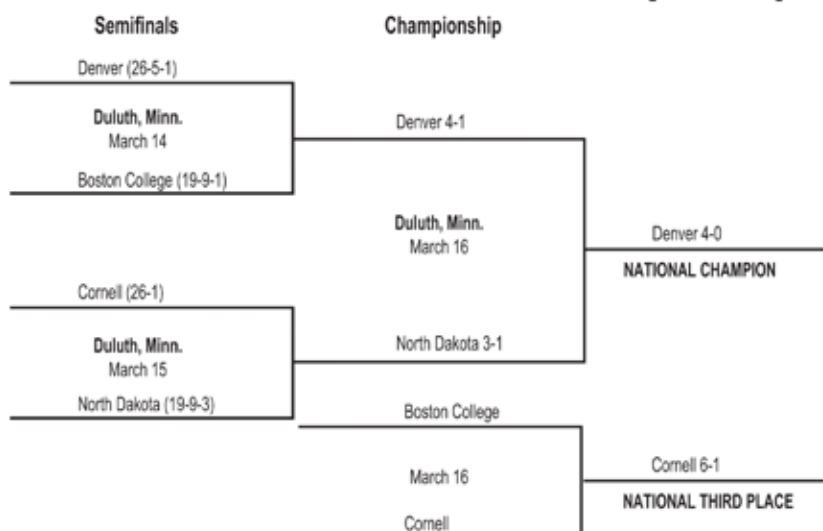
## 1966 Championship Bracket



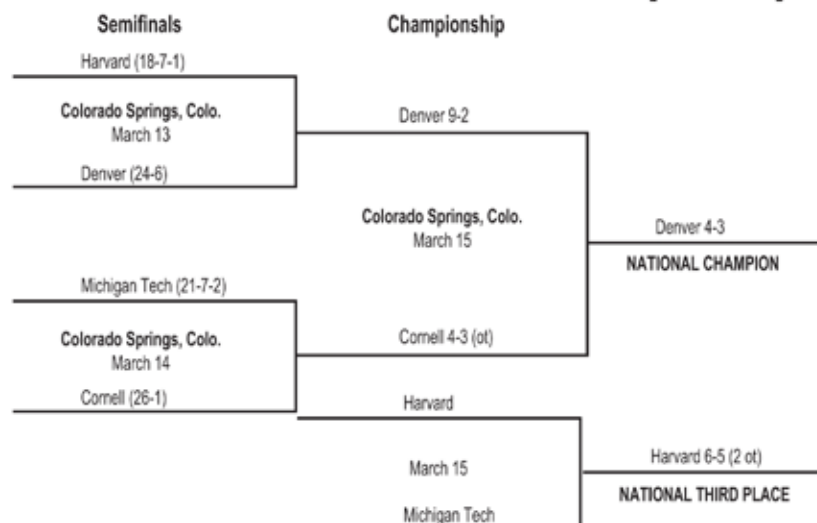
## 1967 Championship Bracket



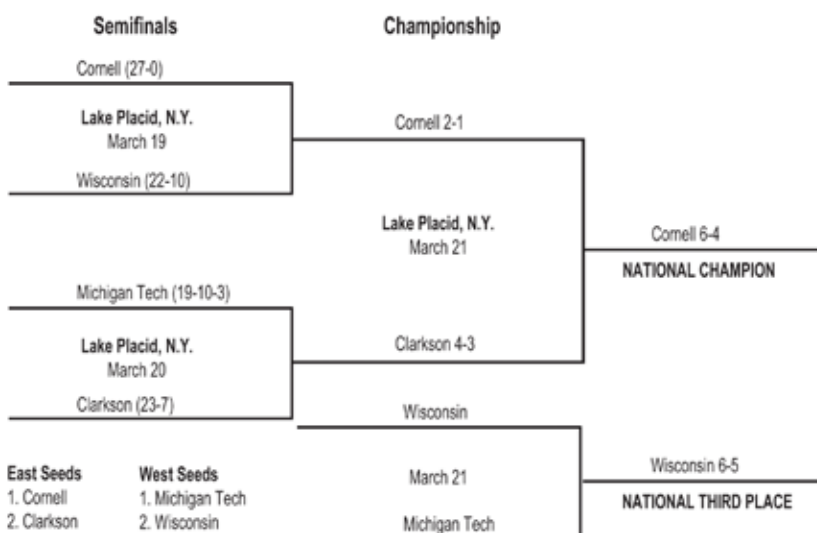
## 1968 Championship Bracket



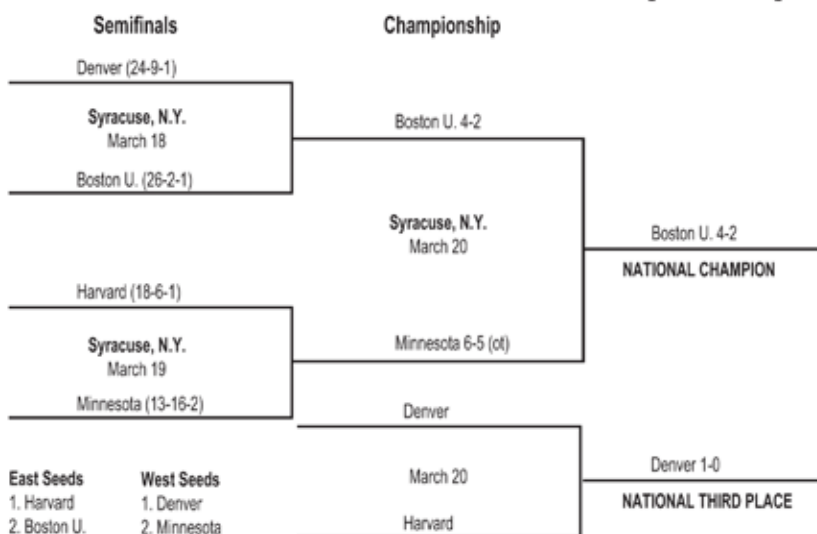
## 1969 Championship Bracket



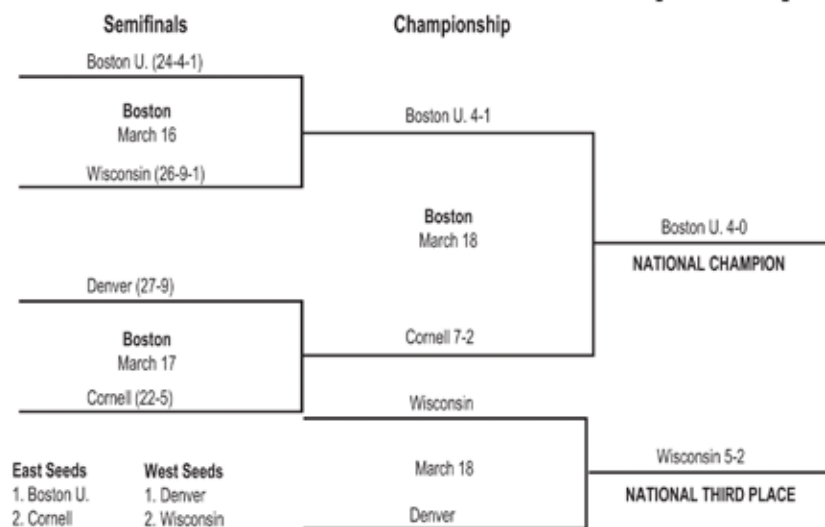
## 1970 Championship Bracket



## 1971 Championship Bracket



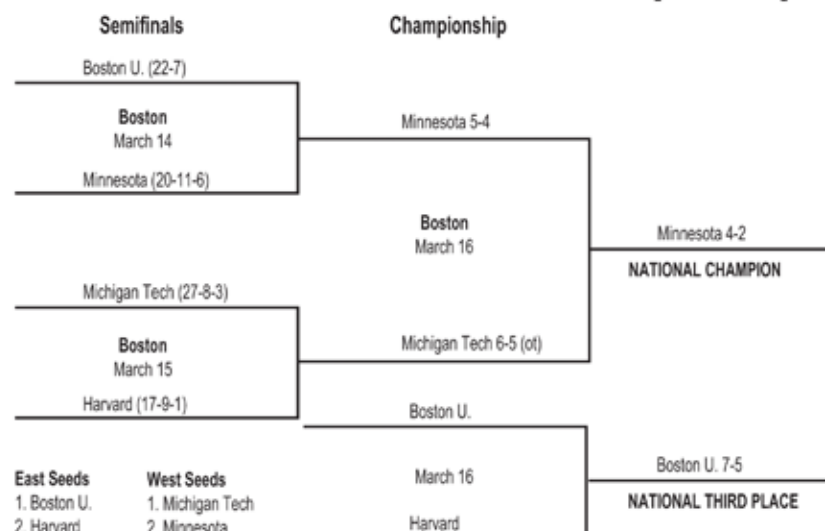
## 1972 Championship Bracket



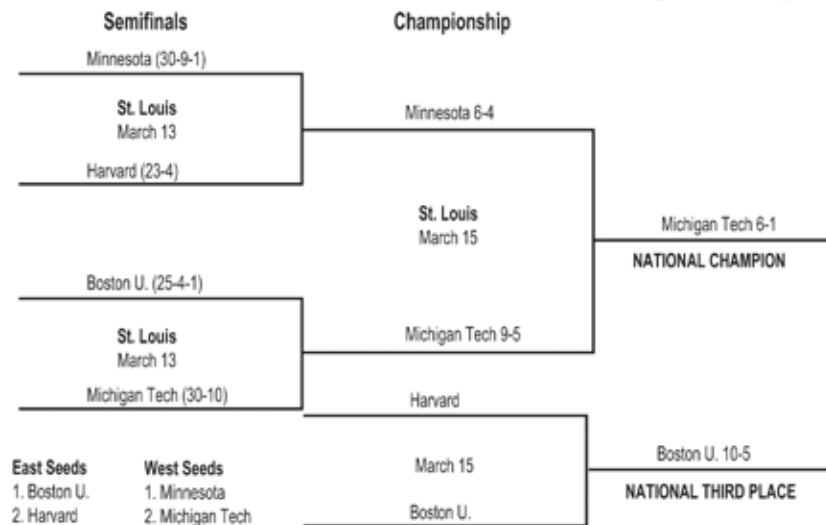
## 1973 Championship Bracket



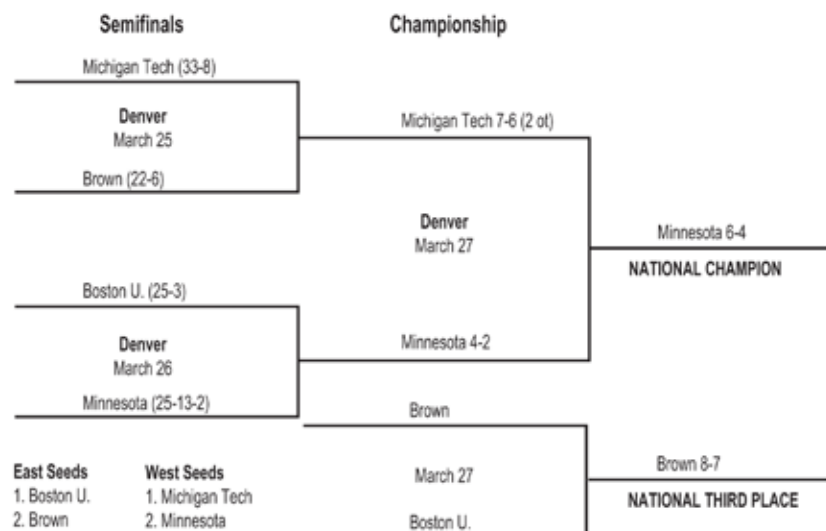
## 1974 Championship Bracket



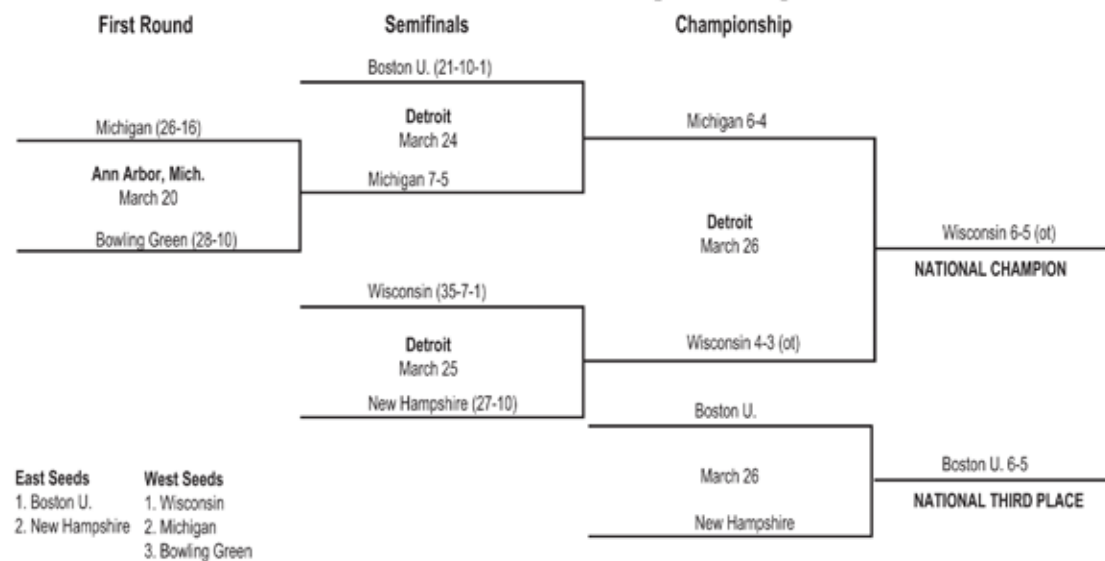
## 1975 Championship Bracket



## 1976 Championship Bracket

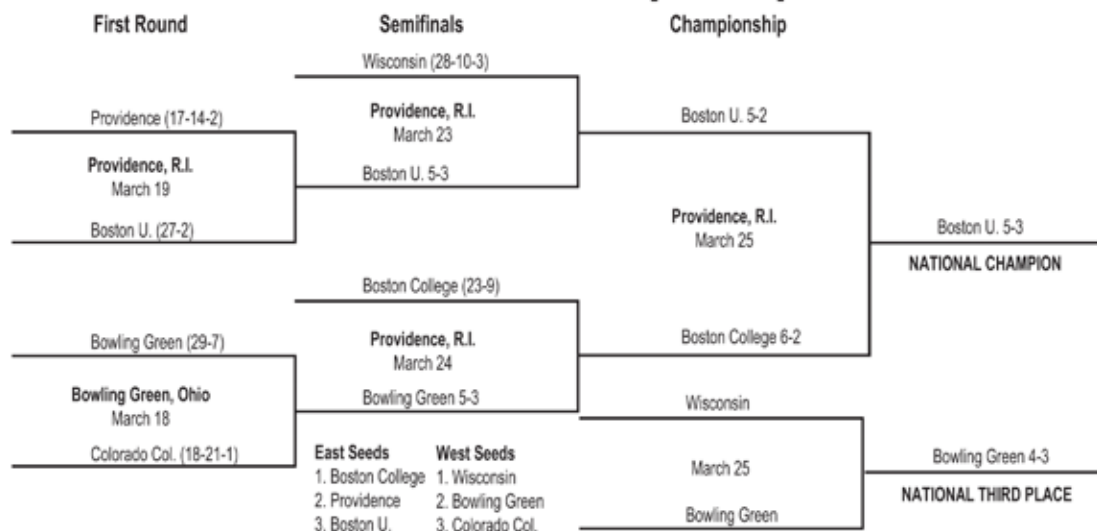


## 1977 Championship Bracket

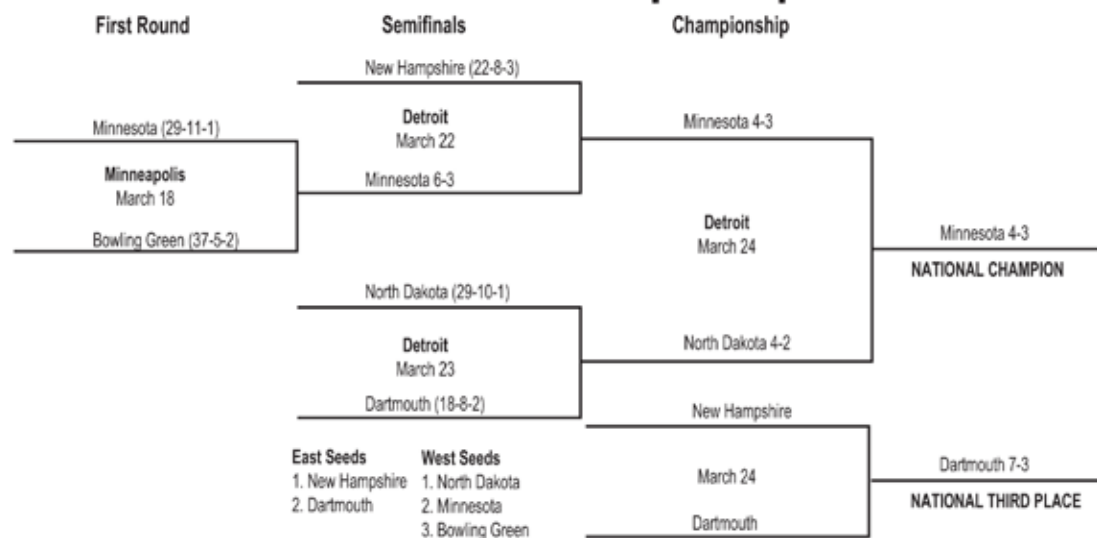




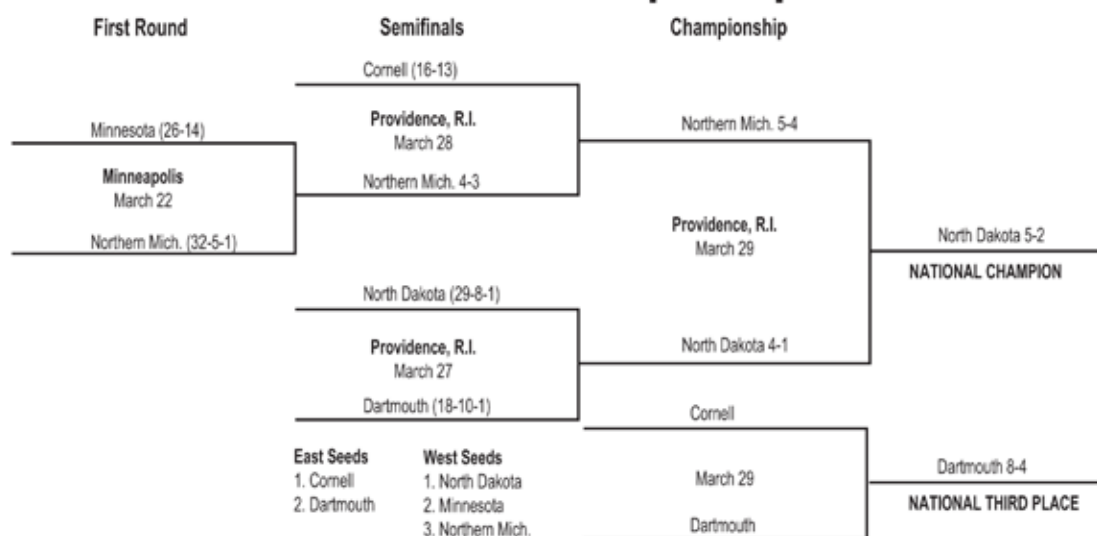
## 1978 Championship Bracket



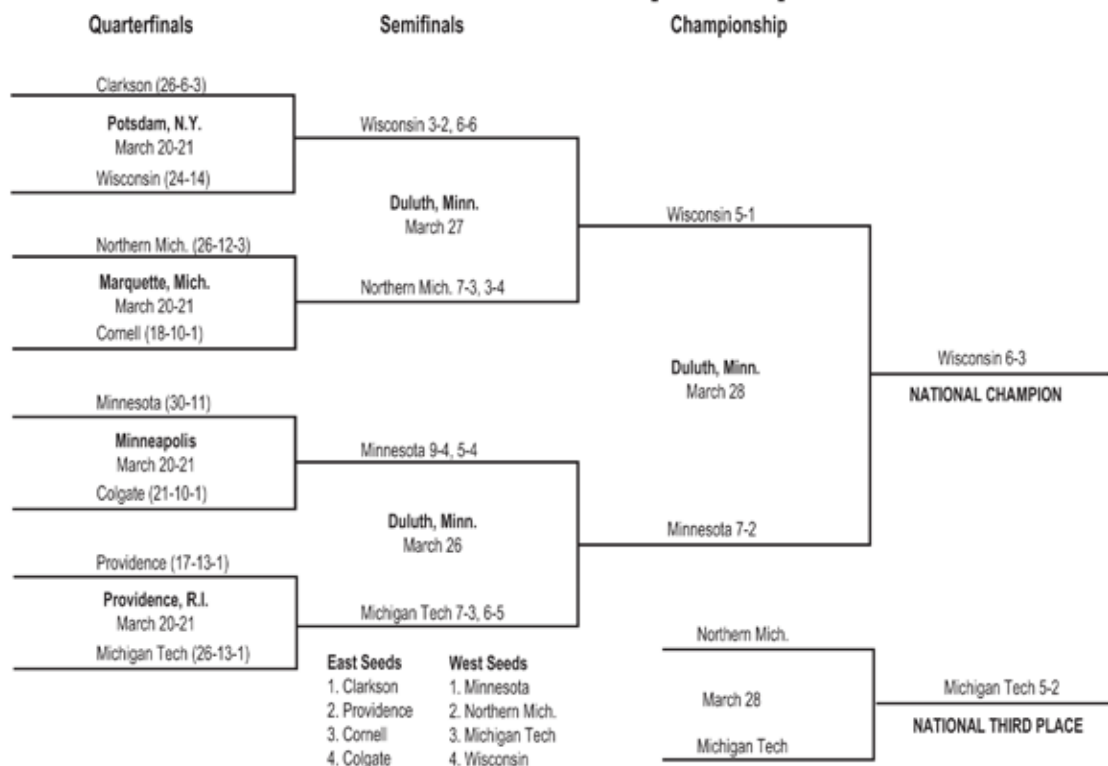
## 1979 Championship Bracket



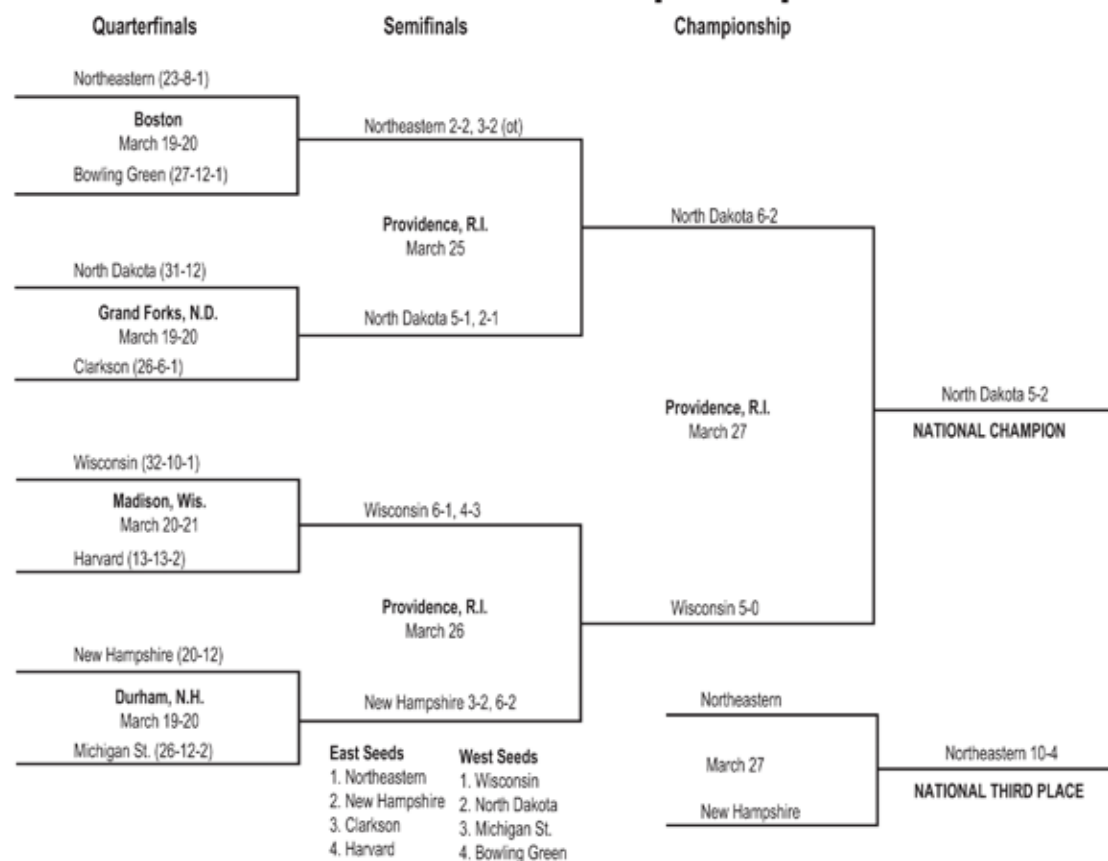
## 1980 Championship Bracket



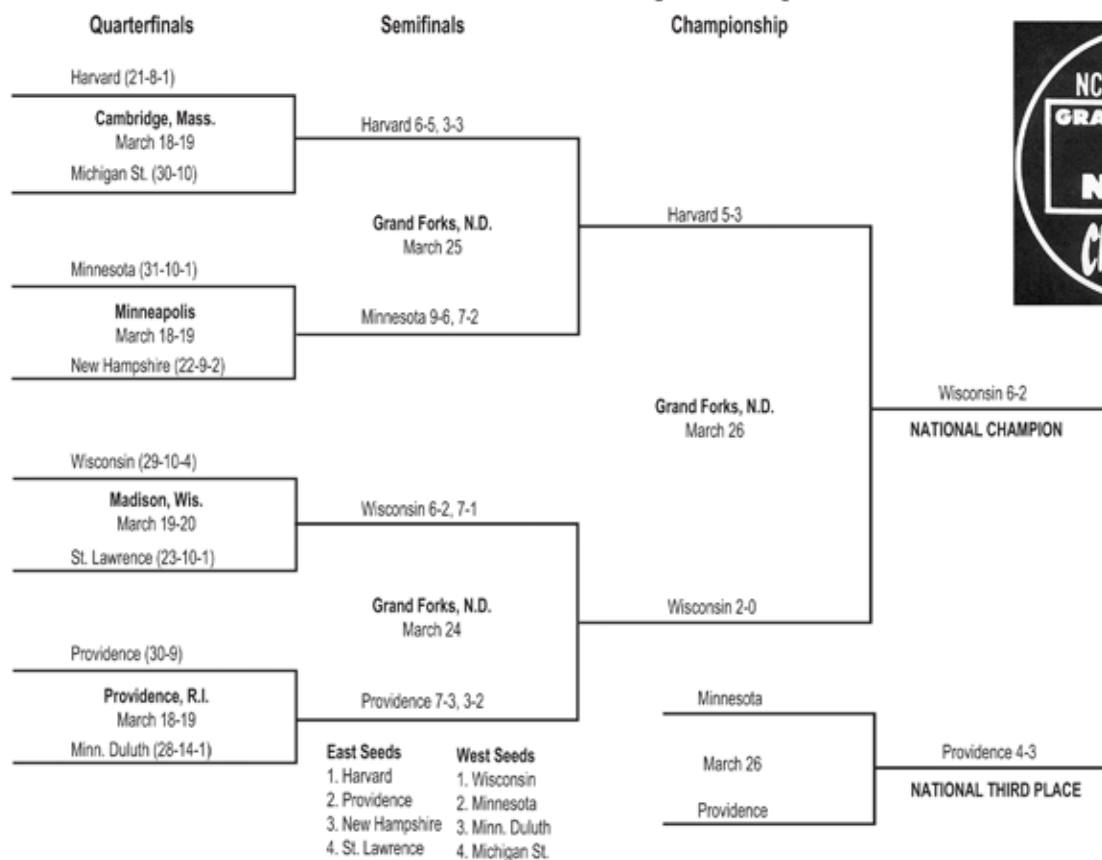
## 1981 Championship Bracket



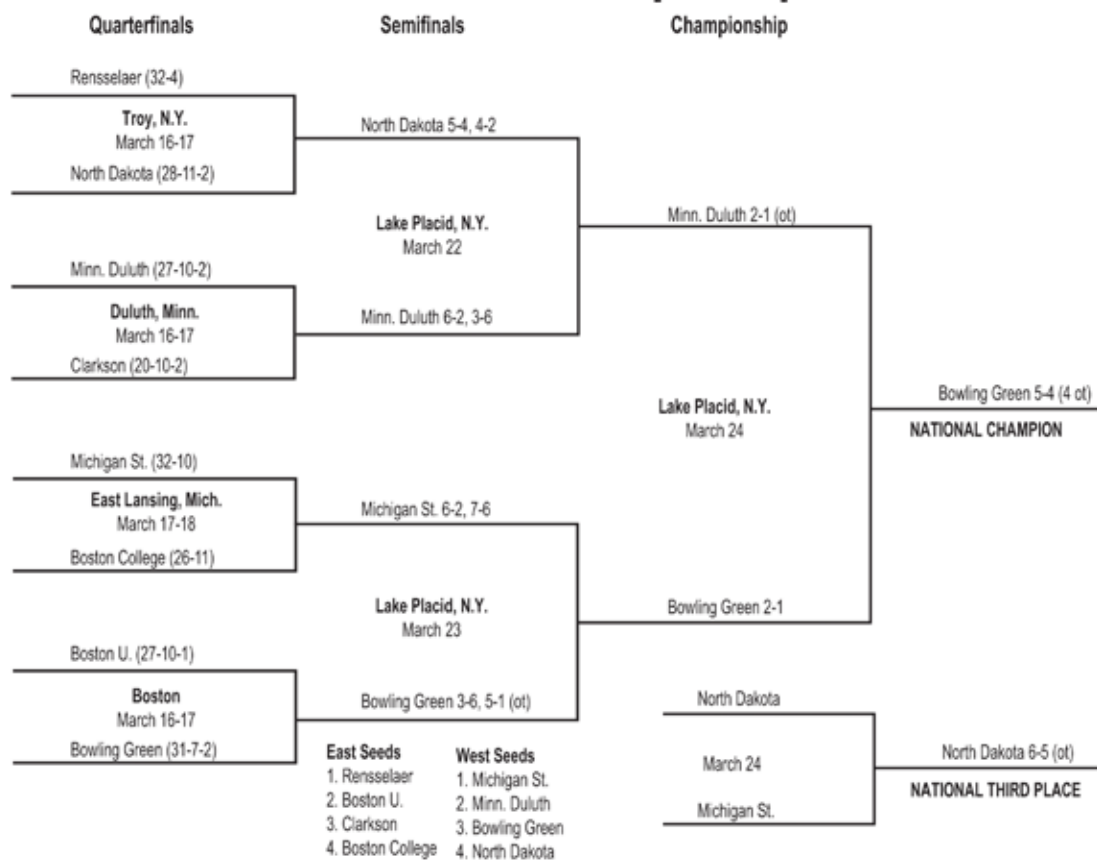
## 1982 Championship Bracket



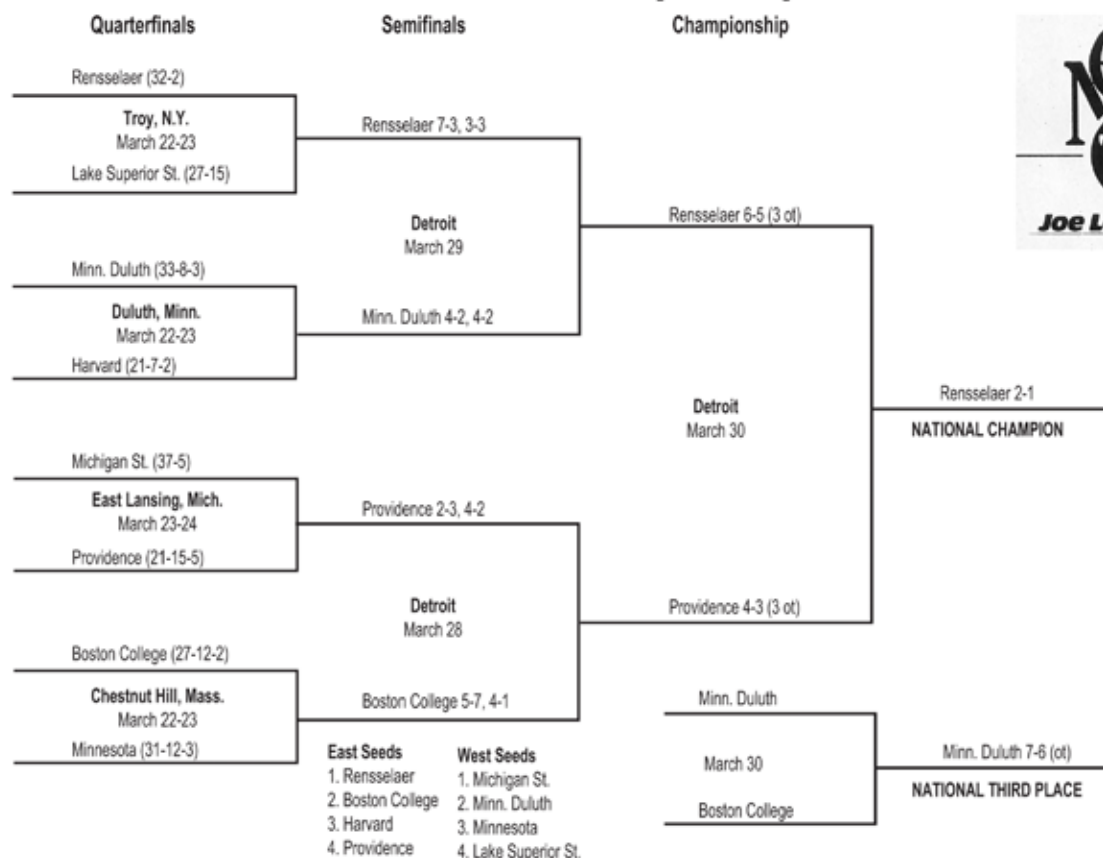
## 1983 Championship Bracket




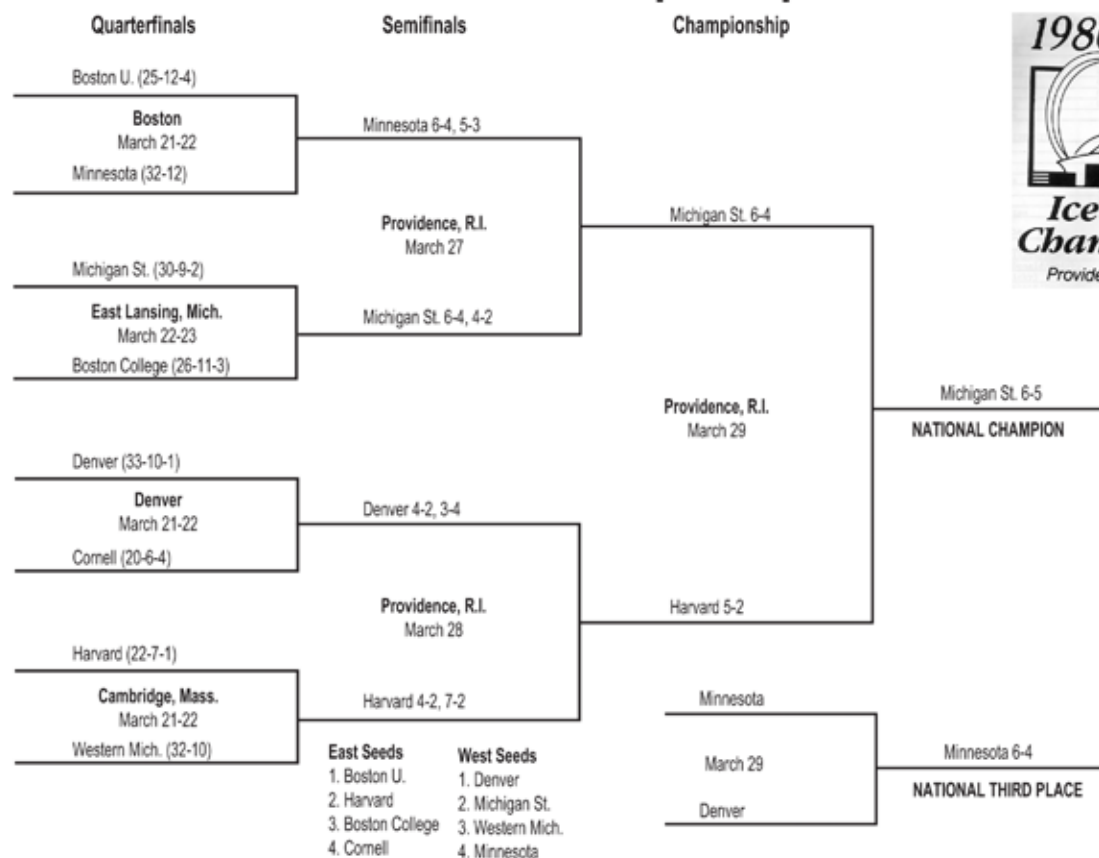
## 1984 Championship Bracket



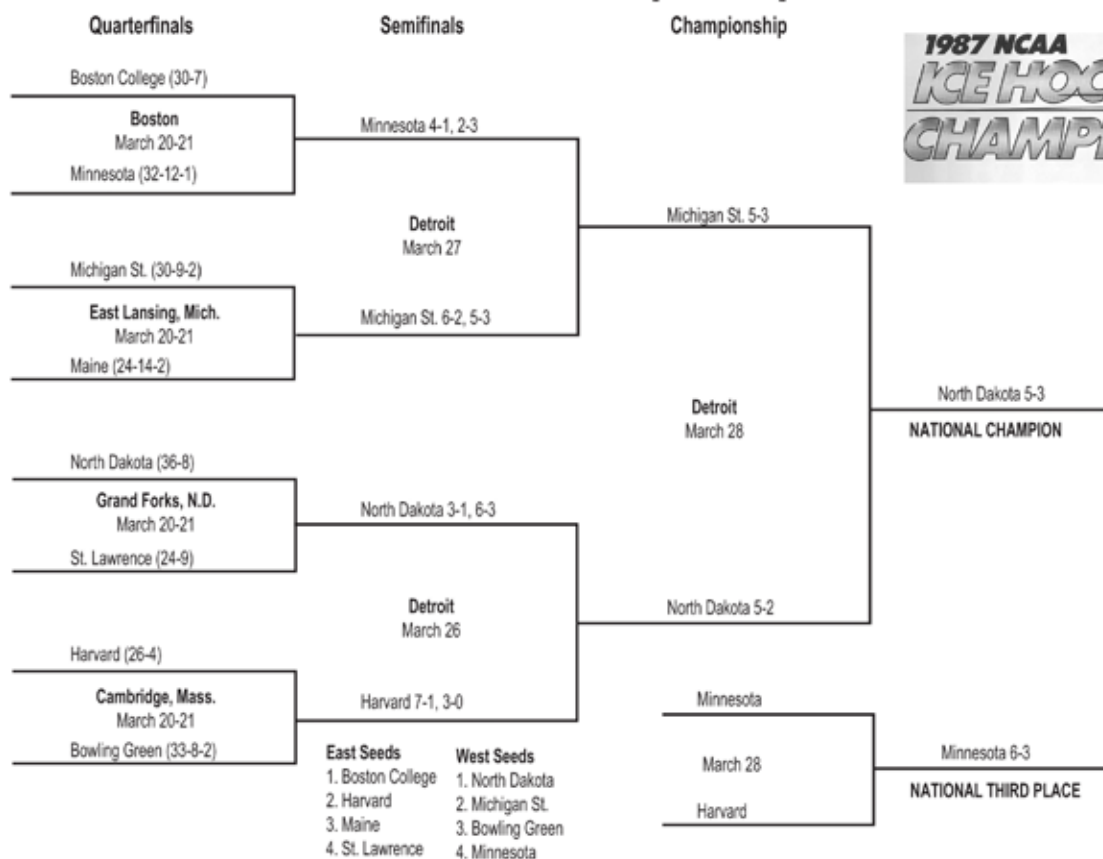
## 1985 Championship Bracket



## 1986 Championship Bracket

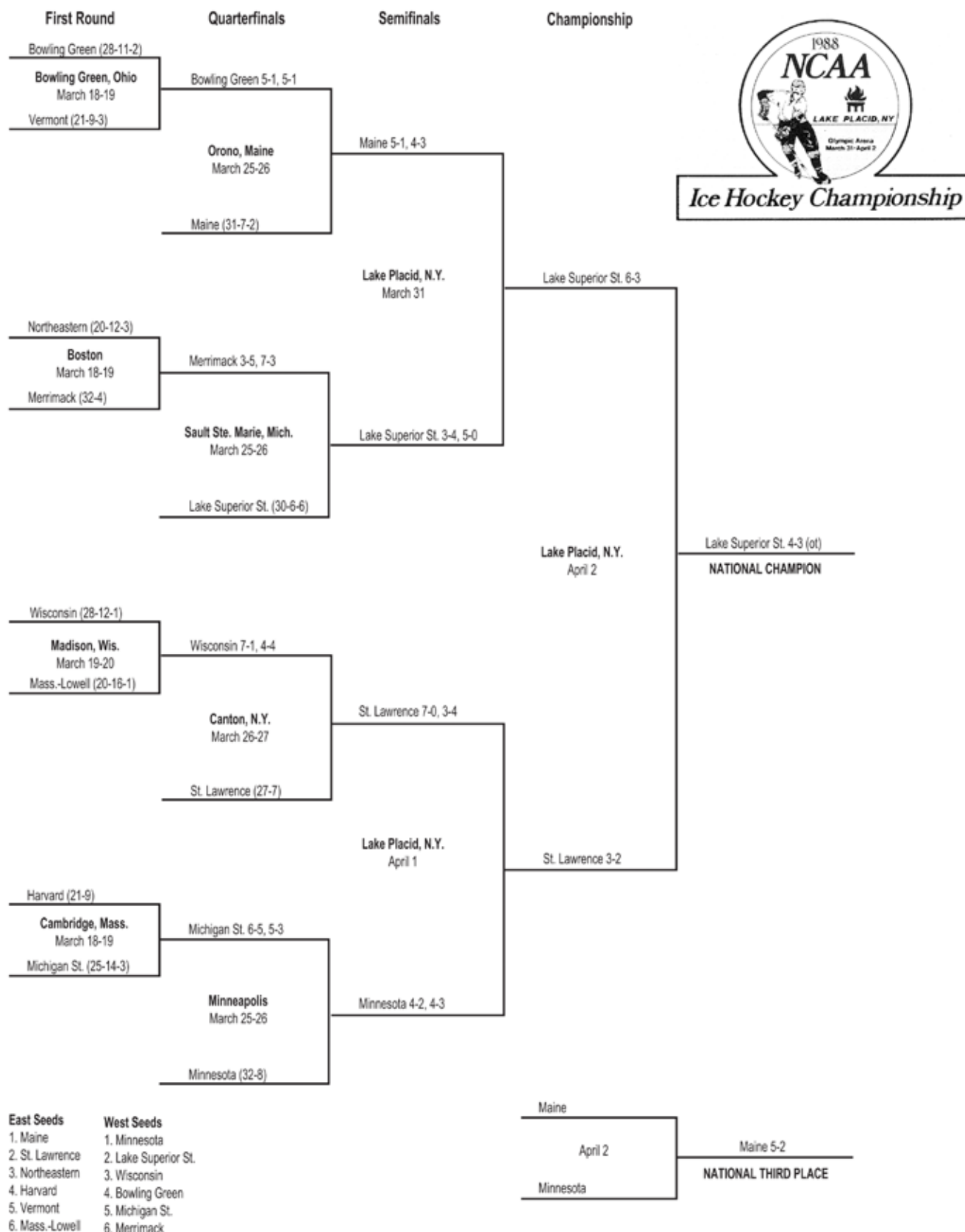


## 1987 Championship Bracket

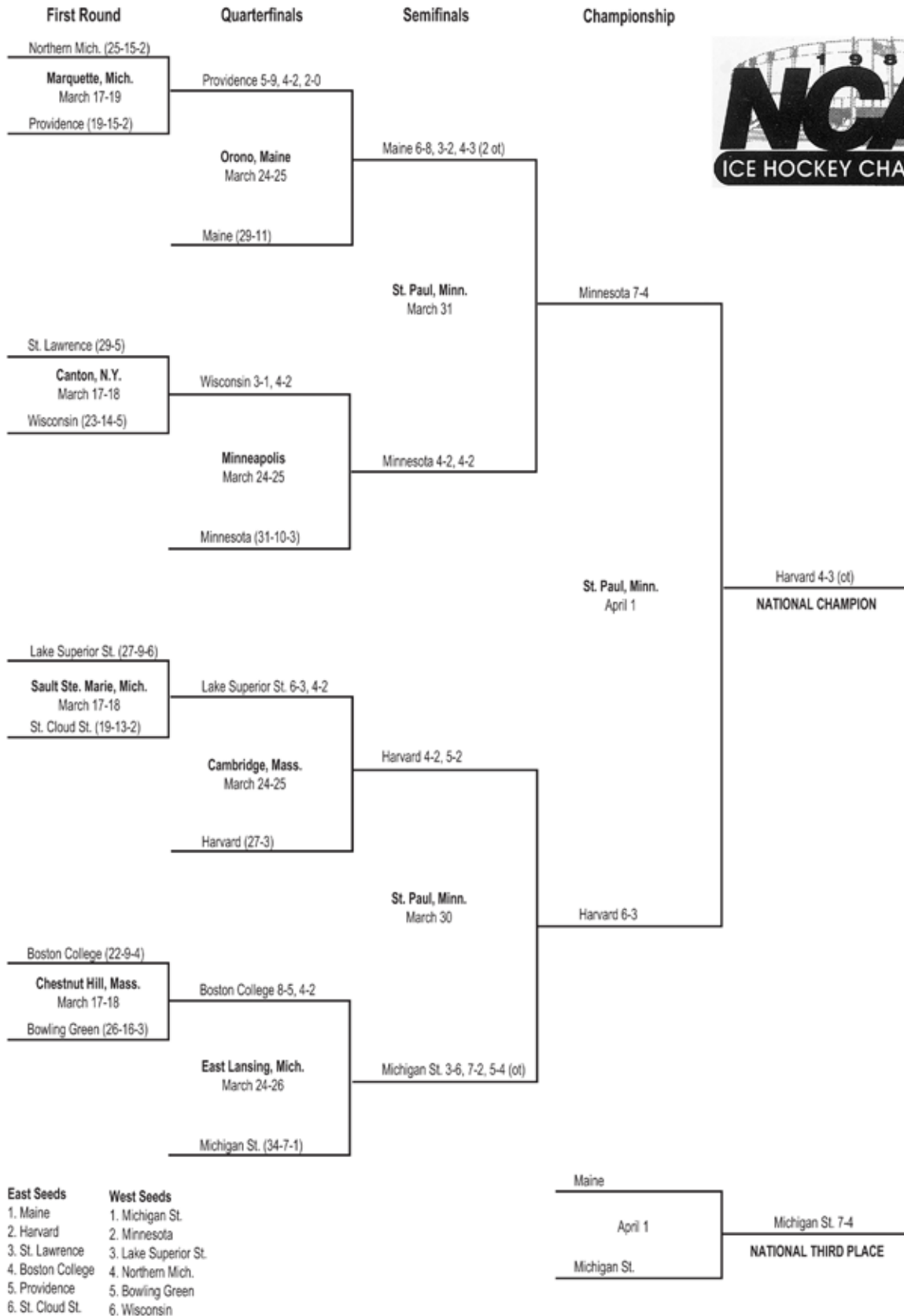





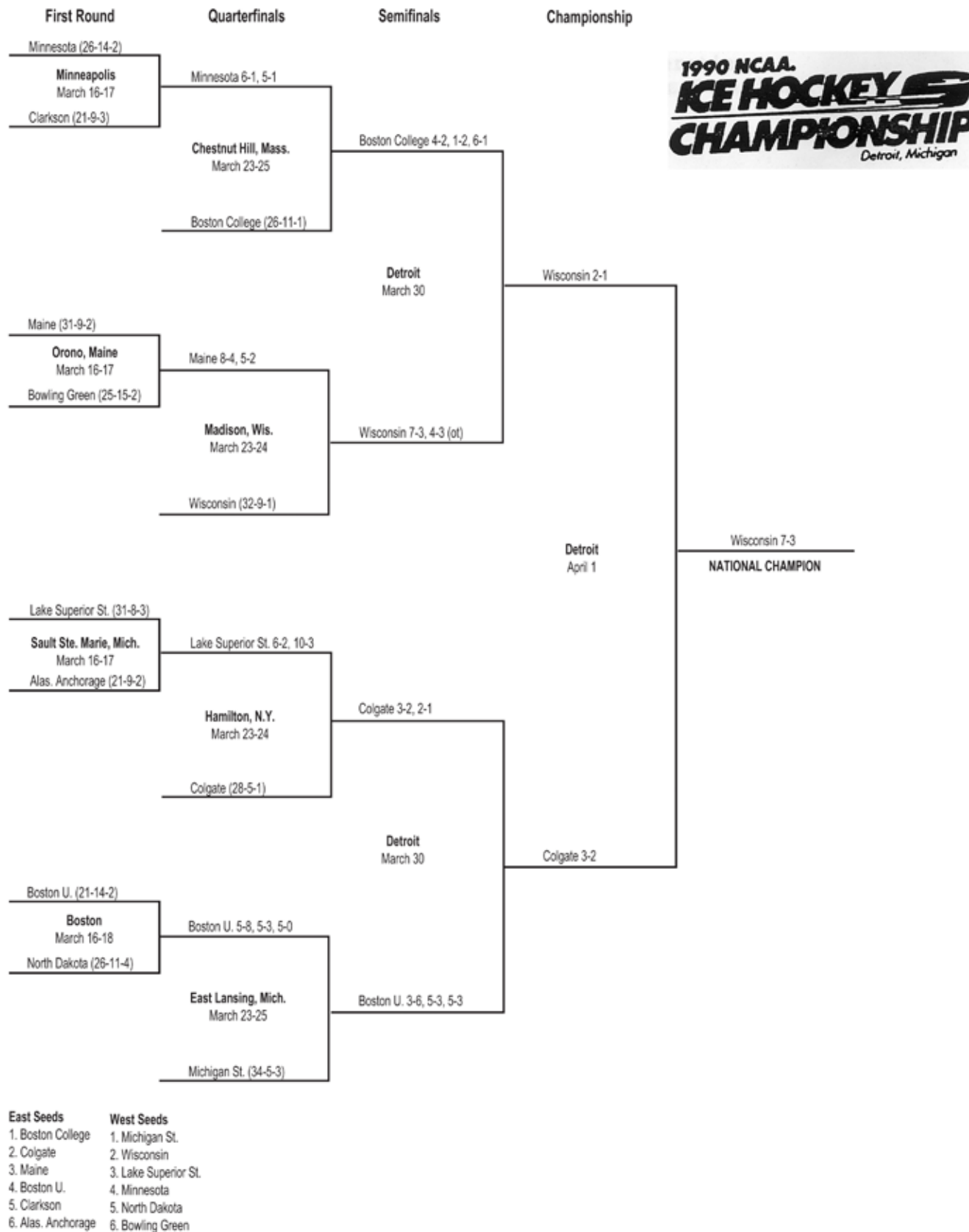
## 1988 Championship Bracket




## 1989 Championship Bracket



## 1990 Championship Bracket

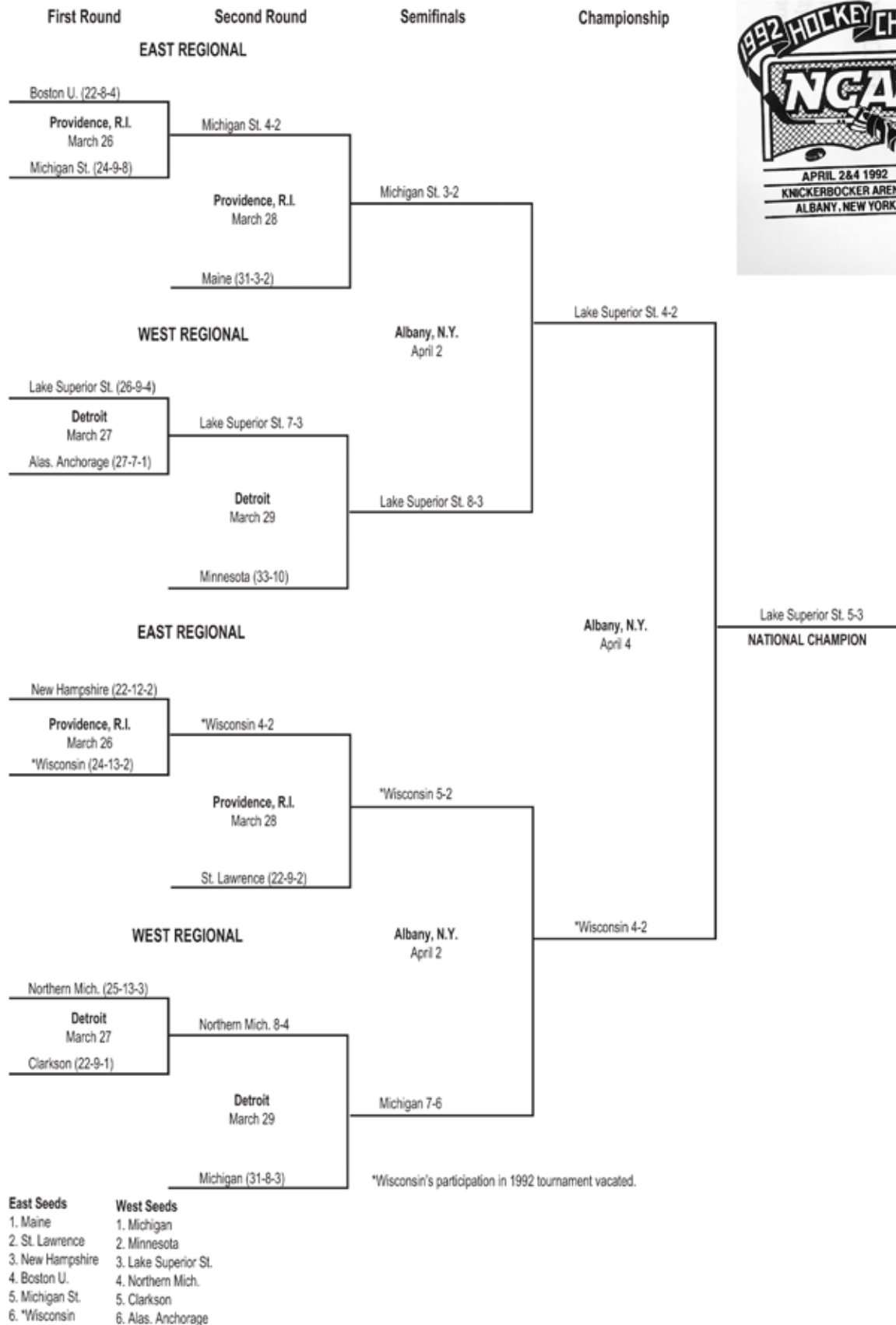



## 1991 Championship Bracket



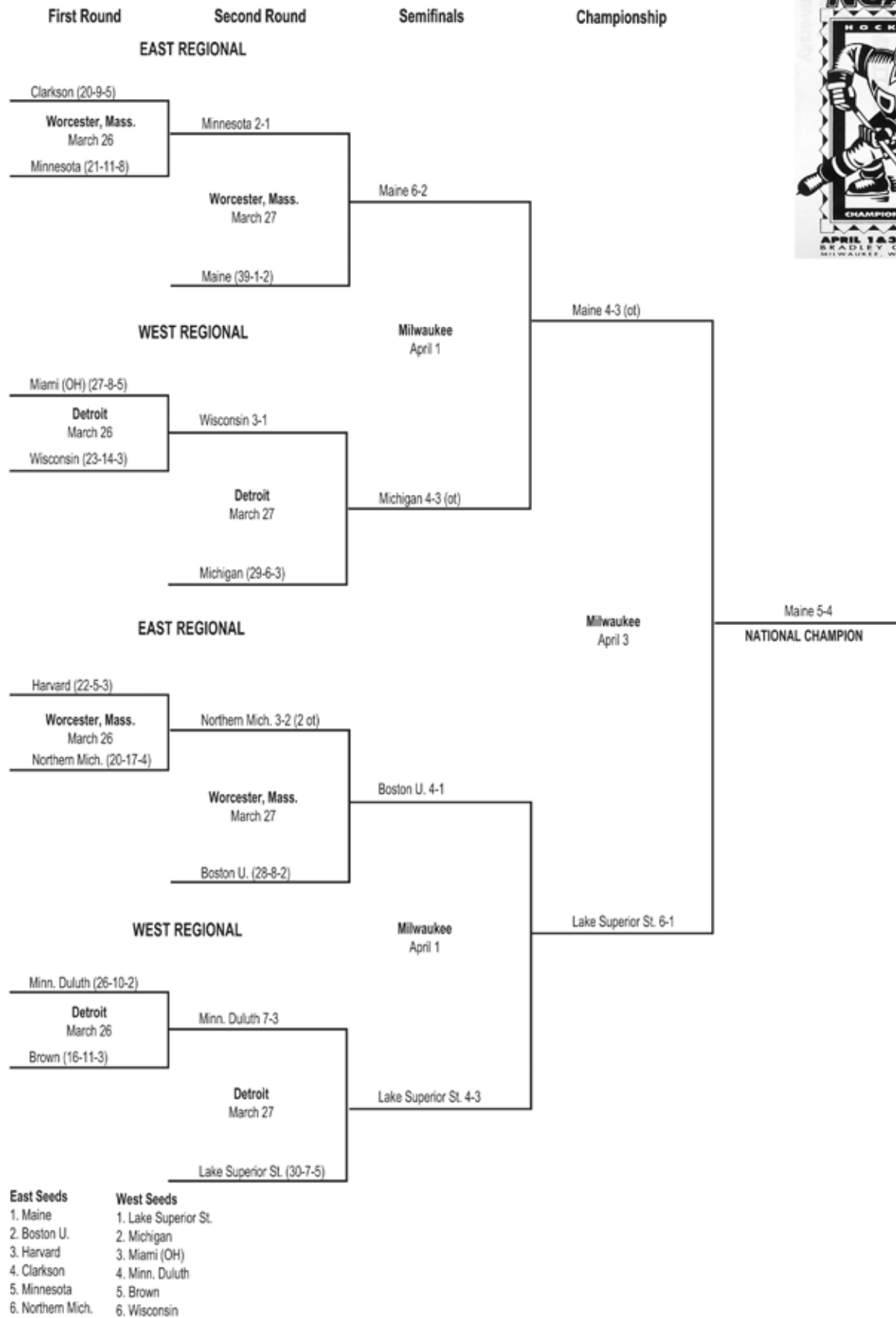
- |                   |                      |
|-------------------|----------------------|
| <b>East Seeds</b> | <b>West Seeds</b>    |
| 1. Maine          | 1. Lake Superior St. |
| 2. Boston U.      | 2. Northern Mich.    |
| 3. Boston College | 3. Michigan          |
| 4. Clarkson       | 4. Minnesota         |
| 5. Providence     | 5. Wisconsin         |
| 6. Cornell        | 6. Alas. Anchorage   |

## 1992 Championship Bracket





# 1993 Championship Bracket



## 1994 Championship Bracket

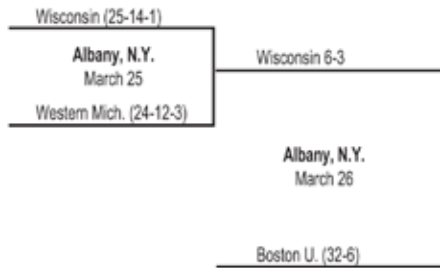
First Round

Second Round

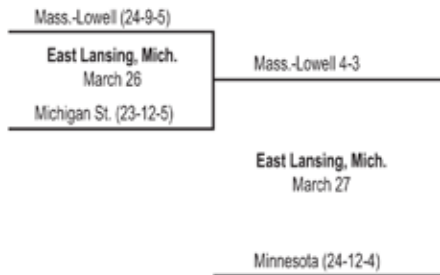
Semifinals

Championship

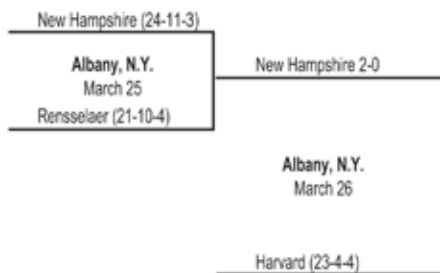
### EAST REGIONAL



### WEST REGIONAL



### EAST REGIONAL



### WEST REGIONAL



#### East Seeds

1. Boston U.
2. Harvard
3. New Hampshire
4. Wisconsin
5. Western Mich.
6. Rensselaer

#### West Seeds

1. Michigan
2. Minnesota
3. Mass.-Lowell
4. Lake Superior St.
5. Northeastern
6. Michigan St.

Boston U. 4-1

**St. Paul, Minn.**  
March 31

Minnesota 2-1 (2 ot)

Boston U. 4-1

**St. Paul, Minn.**  
April 2

Lake Superior St. 9-1

**NATIONAL CHAMPION**

Lake Superior St. 3-2 (ot)

**St. Paul, Minn.**  
March 31

Lake Superior St. 5-4 (ot)



## 1995 Championship Bracket

First Round

Second Round

Semifinals

Championship

### EAST REGIONAL



Boston U. 6-2

### WEST REGIONAL

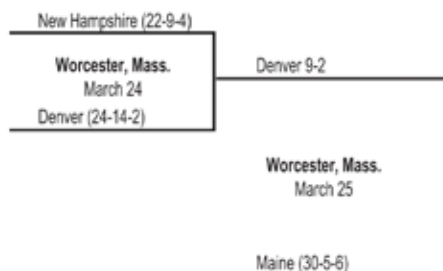


Providence, R.I.  
March 30

Minnesota 5-2

Boston U. 7-3

### EAST REGIONAL



Maine 4-2

### WEST REGIONAL



Providence, R.I.  
March 30

Michigan 4-3

Maine 4-3 (3 ot)

Providence, R.I.  
April 1

Boston U. 6-2

**NATIONAL CHAMPION**



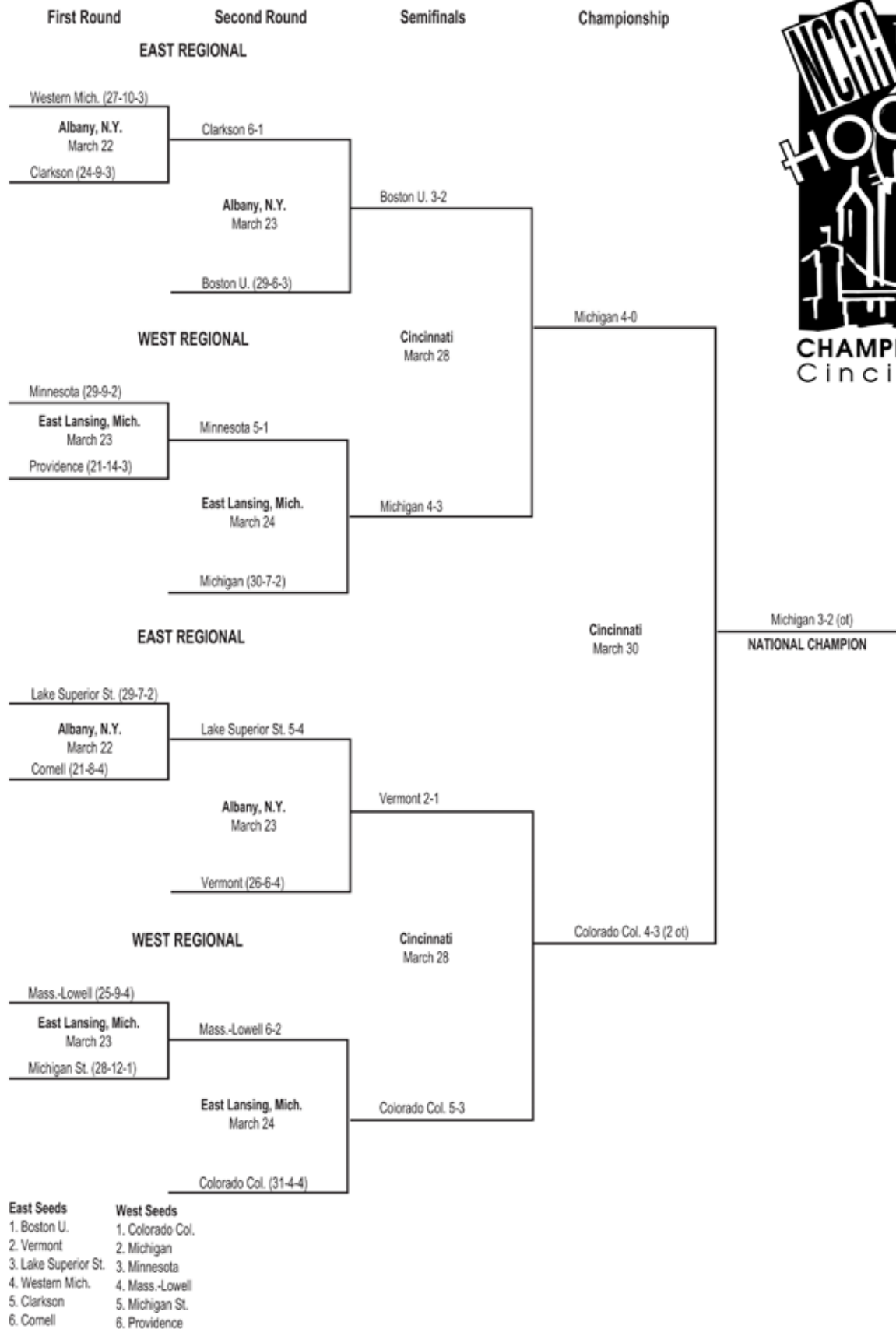
#### East Seeds

1. Boston U.
2. Maine
3. New Hampshire
4. Clarkson
5. Lake Superior St.
6. Denver

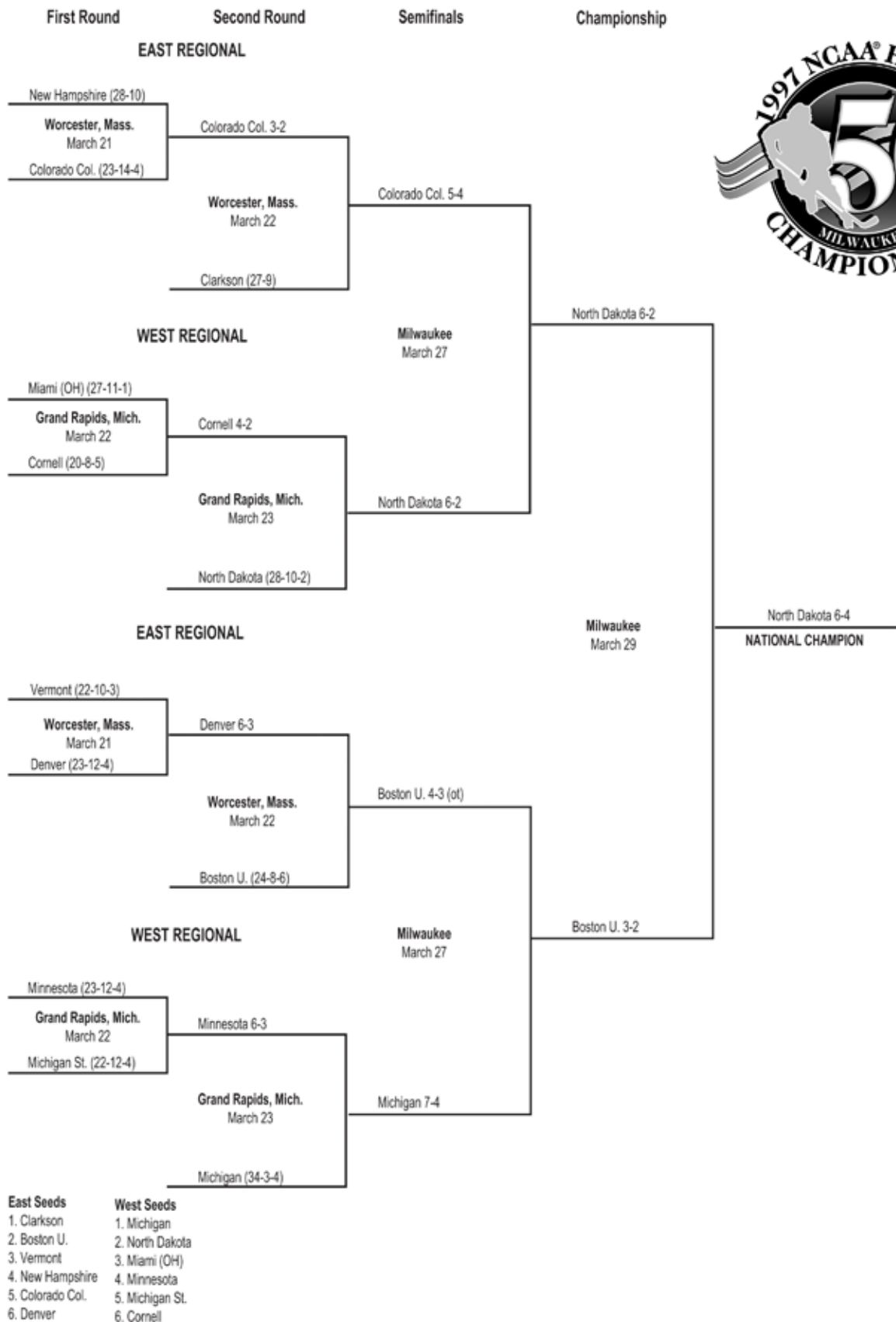
#### West Seeds

1. Michigan
2. Colorado Col.
3. Minnesota
4. Wisconsin
5. Michigan St.
6. Rensselaer

## 1996 Championship Bracket

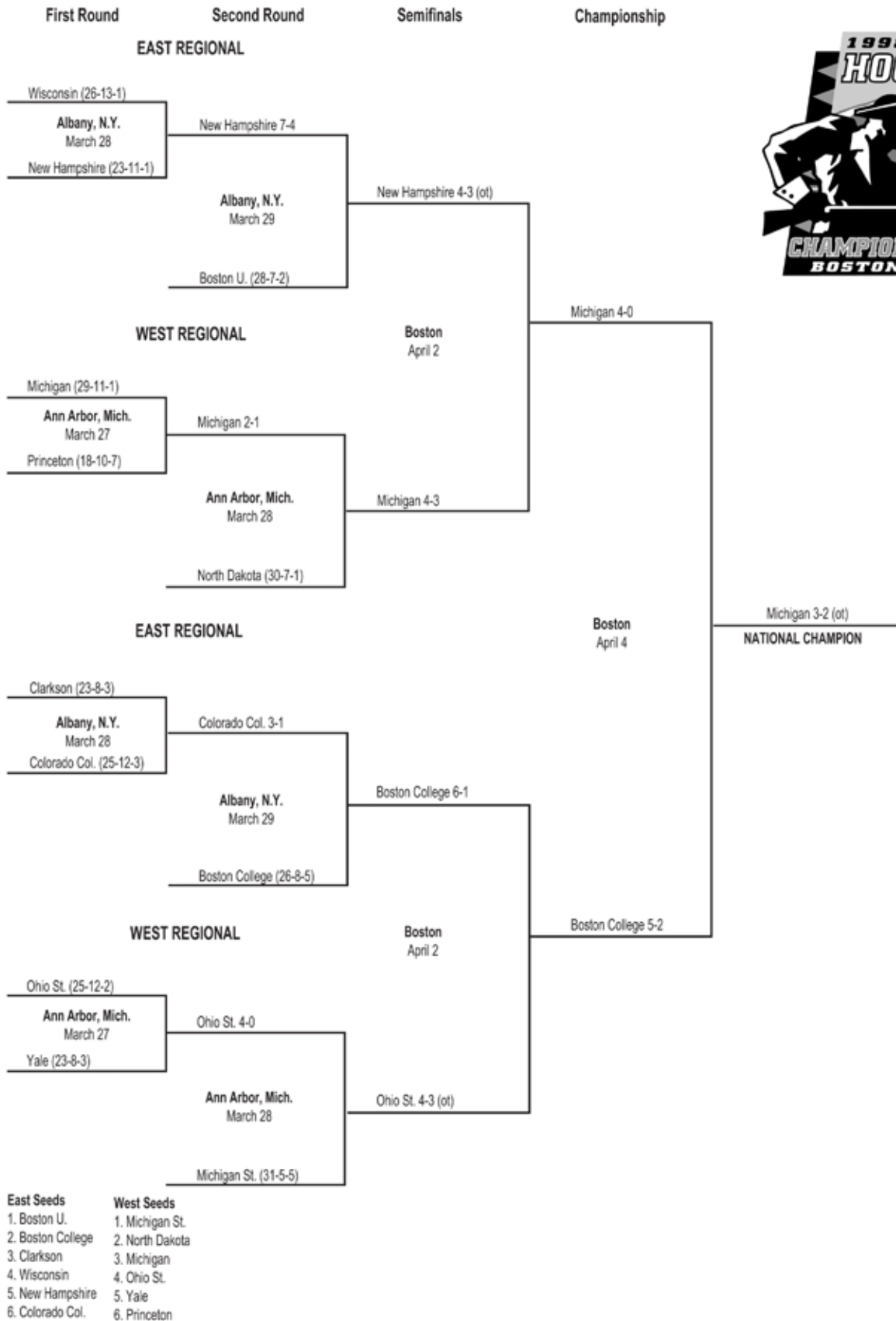


## 1997 Championship Bracket





## 1998 Championship Bracket





# 1999 Division I Men's Ice Hockey Championship



## First Round

## Second Round

## Semifinals

## Championship

### EAST REGIONAL

Denver (26-12-2)

**Worcester, Mass.**  
March 26

Michigan (24-10-6)

Michigan 5-3

**Worcester, Mass.**  
March 27

New Hampshire (29-6-3)

New Hampshire 2-1 (ot)

### WEST REGIONAL

Colorado Col. (28-11-1)

**Madison, Wis.**  
March 27

St. Lawrence (23-12-3)

Colorado Col. 5-2

**Madison, Wis.**  
March 28

Michigan St. (28-5-7)

**Arrowhead Pond  
Anaheim, Calif.**  
April 1

Michigan St. 4-3

New Hampshire 5-3

### EAST REGIONAL

Maine (27-6-4)

**Worcester, Mass.**  
March 26

Ohio St. (21-15-4)

Maine 4-2

**Worcester, Mass.**  
March 27

Clarkson (25-10-1)

Maine 7-2

### WEST REGIONAL

Boston College (24-11-4)

**Madison, Wis.**  
March 27

Northern Mich. (22-14-5)

Boston College 2-1

**Madison, Wis.**  
March 28

North Dakota (32-5-2)

**Arrowhead Pond  
Anaheim, Calif.**  
April 1

Boston College 3-1

Maine 2-1 (ot)

**Arrowhead Pond  
Anaheim, Calif.**  
April 3

Maine 3-2 (ot)

**National  
Champion**

### East Seeds

1. New Hampshire
2. Clarkson
3. Maine
4. Denver
5. Michigan
6. Ohio St.

### West Seeds

1. North Dakota
2. Michigan St.
3. Colorado Col.
4. Boston College
5. Northern Mich.
6. St. Lawrence

Overall seeds in parentheses



# 2000 Division I Men's Ice Hockey Championship

## First Round

## Second Round

## Semifinals

## Championship



Colgate (24-8-2)

**Albany, N.Y.**  
March 25

Michigan (26-9-4)

Michigan 4-3 (ot)

**Albany, N.Y.**  
March 26

Maine (26-7-5)

Maine 5-2

## WEST REGIONAL

New Hampshire (23-8-6)

**Minneapolis**  
March 24

Niagara (29-7-4)

Niagara 4-1

**Minneapolis**  
March 25

North Dakota (28-8-5)

Providence Civic Center  
Providence, R.I.  
April 6

North Dakota 2-0

North Dakota 4-1

## EAST REGIONAL

Boston U. (24-9-7)

**Albany, N.Y.**  
March 25

St. Cloud St. (23-13-3)

Boston U. 5-3

**Albany, N.Y.**  
March 26

St. Lawrence (26-7-2)

St. Lawrence 3-2 (4 ot)

## WEST REGIONAL

Boston College (26-11-1)

**Minneapolis**  
March 24

Michigan St. (27-10-4)

Boston College 6-5 (ot)

**Minneapolis**  
March 25

Wisconsin (31-8-1)

Providence Civic Center  
Providence, R.I.  
April 6

Boston College 4-2

Boston College 4-1

Providence Civic Center  
Providence, R.I.  
April 8

North Dakota 4-2

**National  
Champion**

### East Seeds

1. Maine
2. St. Lawrence
3. Boston U.
4. Colgate
5. Michigan
6. St. Cloud St.

### West Seeds

1. Wisconsin
2. North Dakota
3. New Hampshire
4. Boston College
5. Michigan St.
6. Niagara

Overall seeds in parentheses



## 2001 Division I Men's Ice Hockey Championship

### First Round

### Second Round

### Semifinals

### Championship

#### EAST REGIONAL

Minnesota (27-12-2)

**Worcester, Mass.**  
March 23

Maine (19-11-7)

Maine 5-4 (ot)

**Worcester, Mass.**  
March 24

Boston College (30-8-2)

Boston College 3-1

#### WEST REGIONAL

Michigan (25-12-5)

**Grand Rapids, Mich.**  
March 24

Mercyhurst (22-11-2)

Michigan 4-3

**Grand Rapids, Mich.**  
March 25

St. Cloud St. (31-8-1)

Michigan 4-3

**Pepsi Arena  
Albany, N.Y.**  
April 5

Boston College 4-2

#### EAST REGIONAL

Colorado Col. (26-12-1)

**Worcester, Mass.**  
March 23

St. Lawrence (20-12-4)

Colorado Col. 3-2 (2 ot)

**Worcester, Mass.**  
March 24

North Dakota (27-7-9)

North Dakota 4-1

#### WEST REGIONAL

Wisconsin (21-14-4)

**Grand Rapids, Mich.**  
March 24

Providence (22-13-5)

Wisconsin 4-1

**Grand Rapids, Mich.**  
March 25

Michigan St. (32-4-4)

Michigan St. 5-1

**Pepsi Arena  
Albany, N.Y.**  
April 5

North Dakota 2-0

**Pepsi Arena  
Albany, N.Y.**  
April 7

Boston College 3-2 (ot)

**National  
Champion**



#### East Seeds

1. Boston College
2. North Dakota
3. Colorado Col.
4. Minnesota
5. Maine
6. St. Lawrence

#### West Seeds

1. Michigan St.
2. St. Cloud St.
3. Michigan
4. Wisconsin
5. Providence
6. Mercyhurst

Overall seeds in parentheses



## 2002 Division I Men's Ice Hockey Championship



### First Round

### Second Round

### Semifinals

### Championship

#### EAST REGIONAL

Cornell (24-7-2)

**Worcester, Mass.**  
March 23

Quinnipiac (20-12-5)

Cornell 6-1

**Worcester, Mass.**  
March 24

New Hampshire (29-6-3) <sup>1</sup>

New Hampshire 4-3

Maine (23-10-7)

**Worcester, Mass.**  
March 23

Harvard (15-14-4)

Maine 4-3 (ot)

**Worcester, Mass.**  
March 24

Boston U. (25-9-3) <sup>4</sup>

**Xcel Energy Center  
St. Paul, Minn.**  
April 4

Maine 7-2

Maine 4-3

#### WEST REGIONAL

Michigan St. (27-8-5)

**Ann Arbor, Mich.**  
March 22

Colorado Col. (26-12-3)

Colorado Col. 2-0

**Ann Arbor, Mich.**  
March 23

Minnesota (29-8-4) <sup>3</sup>

Minnesota 4-2

Michigan (26-10-5)

**Ann Arbor, Mich.**  
March 22

St. Cloud St. (29-10-2)

Michigan 4-2

**Ann Arbor, Mich.**  
March 23

Denver (32-7-1) <sup>2</sup>

**Xcel Energy Center  
St. Paul, Minn.**  
April 4

Minnesota 3-2

Michigan 5-3

**Xcel Energy Center  
St. Paul, Minn.**  
April 6

Minnesota 4-3 (ot)

**National  
Champion**

#### East Seeds

1. New Hampshire (1)
2. Boston U. (4)
3. Maine
4. Cornell
5. Quinnipiac
6. Harvard

#### East Seeds

1. Denver (2)
2. Minnesota (3)
3. Michigan St.
4. Michigan
5. St. Cloud St.
6. Colorado Col.

Overall seeds in parentheses





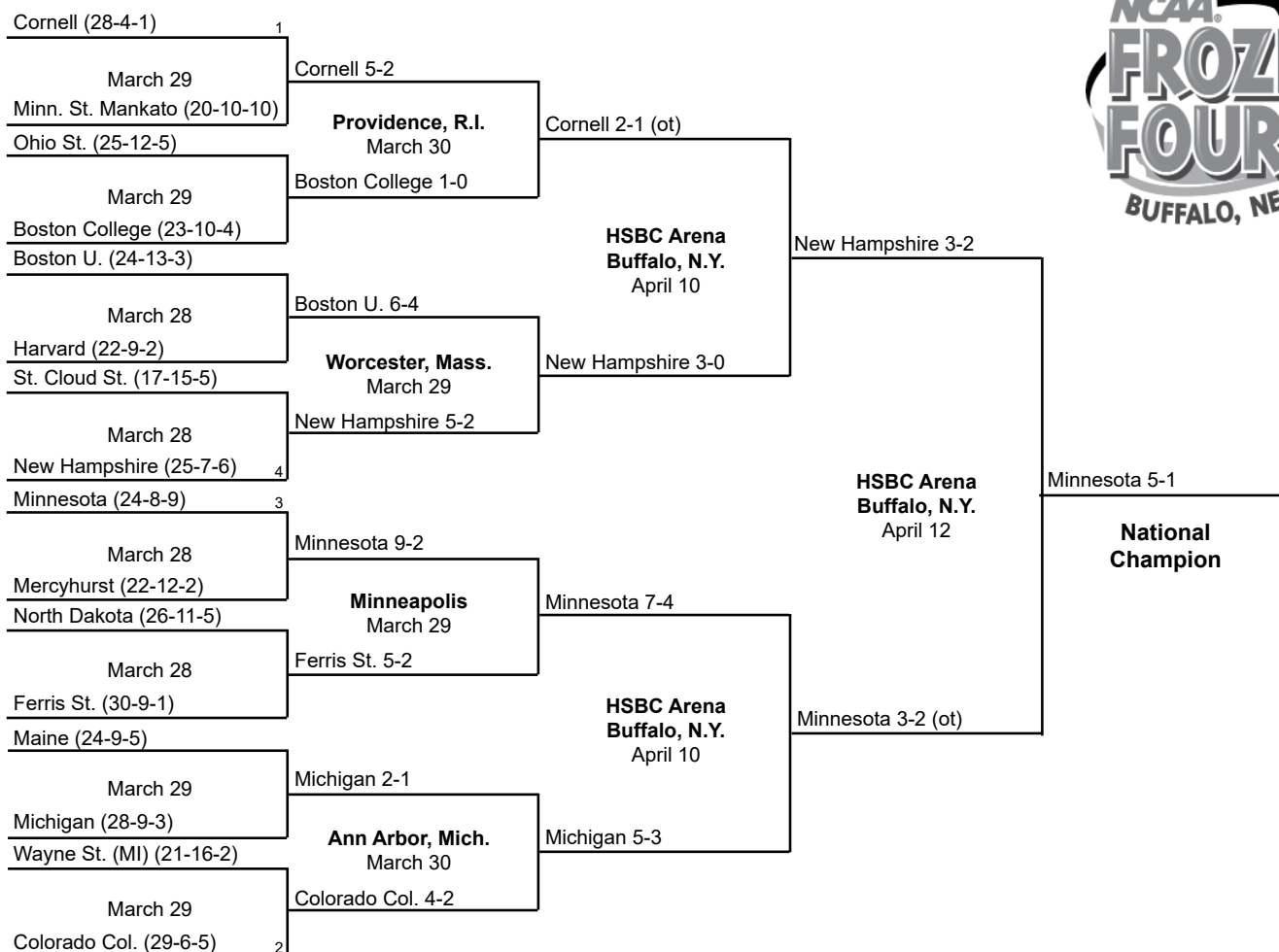
## 2003 Division I Men's Ice Hockey Championship

### First Round

### Second Round

### Semifinals

### Championship



#### East Seeds

1. Cornell (1)
2. Boston College
3. Ohio St.
4. Minn. St. Mankato

#### Northeast Seeds

1. New Hampshire (4)
2. Boston U.
3. Harvard
4. St. Cloud St.

#### West Seeds

1. Minnesota (3)
2. Ferris St.
3. North Dakota
4. Mercyhurst

#### Midwest Seeds

1. Colorado Col. (2)
2. Maine
3. Michigan
4. Wayne St. (MI)

Overall seeds in parentheses



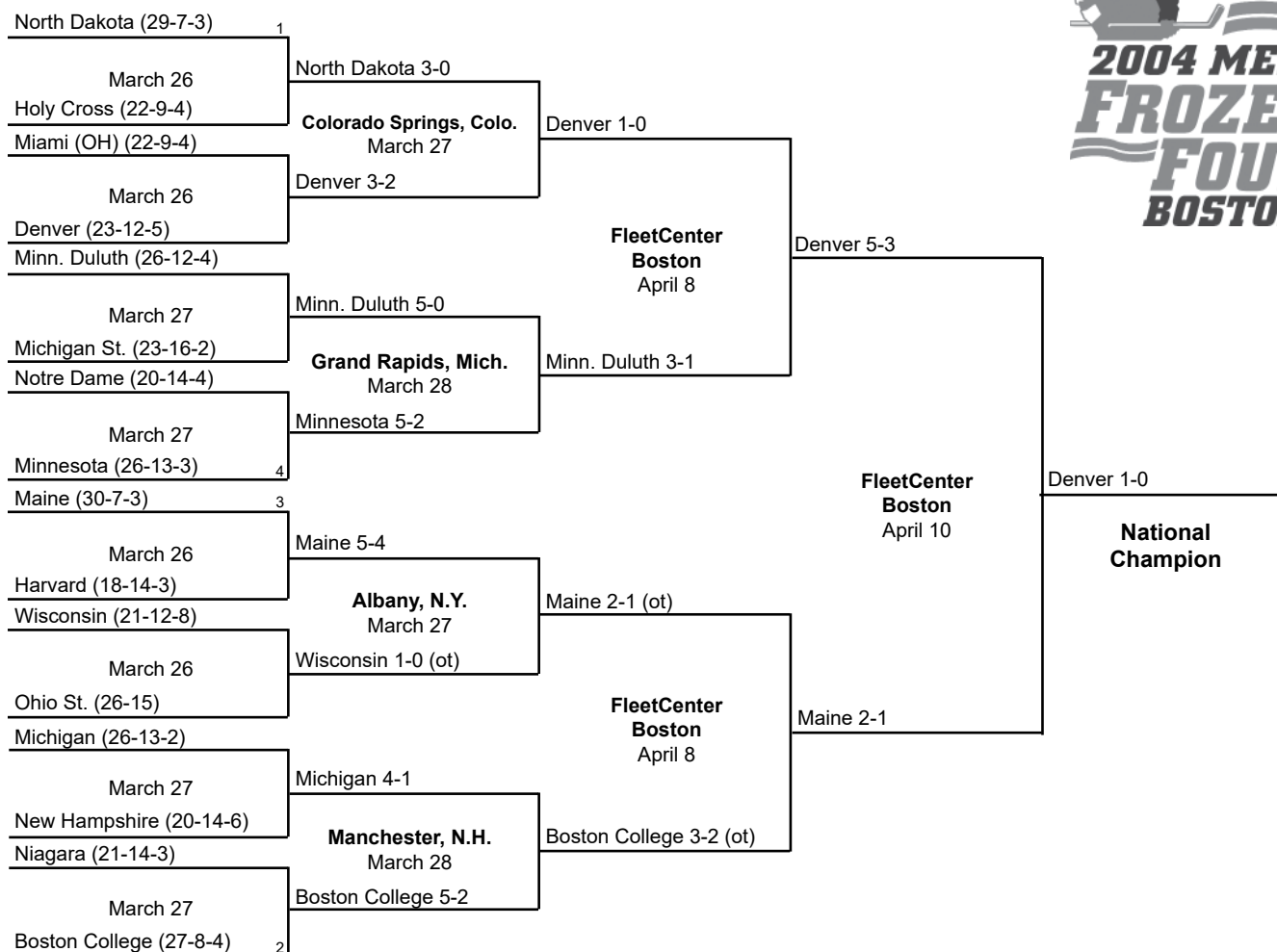
## 2004 Division I Men's Ice Hockey Championship

### First Round

### Second Round

### Semifinals

### Championship



#### East Seeds

1. Maine (3)
2. Ohio St.
3. Wisconsin
4. Harvard

#### Northeast Seeds

1. Boston College (2)
2. Michigan
3. New Hampshire
4. Niagara

#### West Seeds

1. North Dakota (1)
2. Denver
3. Miami (OH)
4. Holy Cross

#### Midwest Seeds

1. Minnesota (4)
2. Minn. Duluth
3. Michigan St.
4. Notre Dame

Overall seeds in parentheses



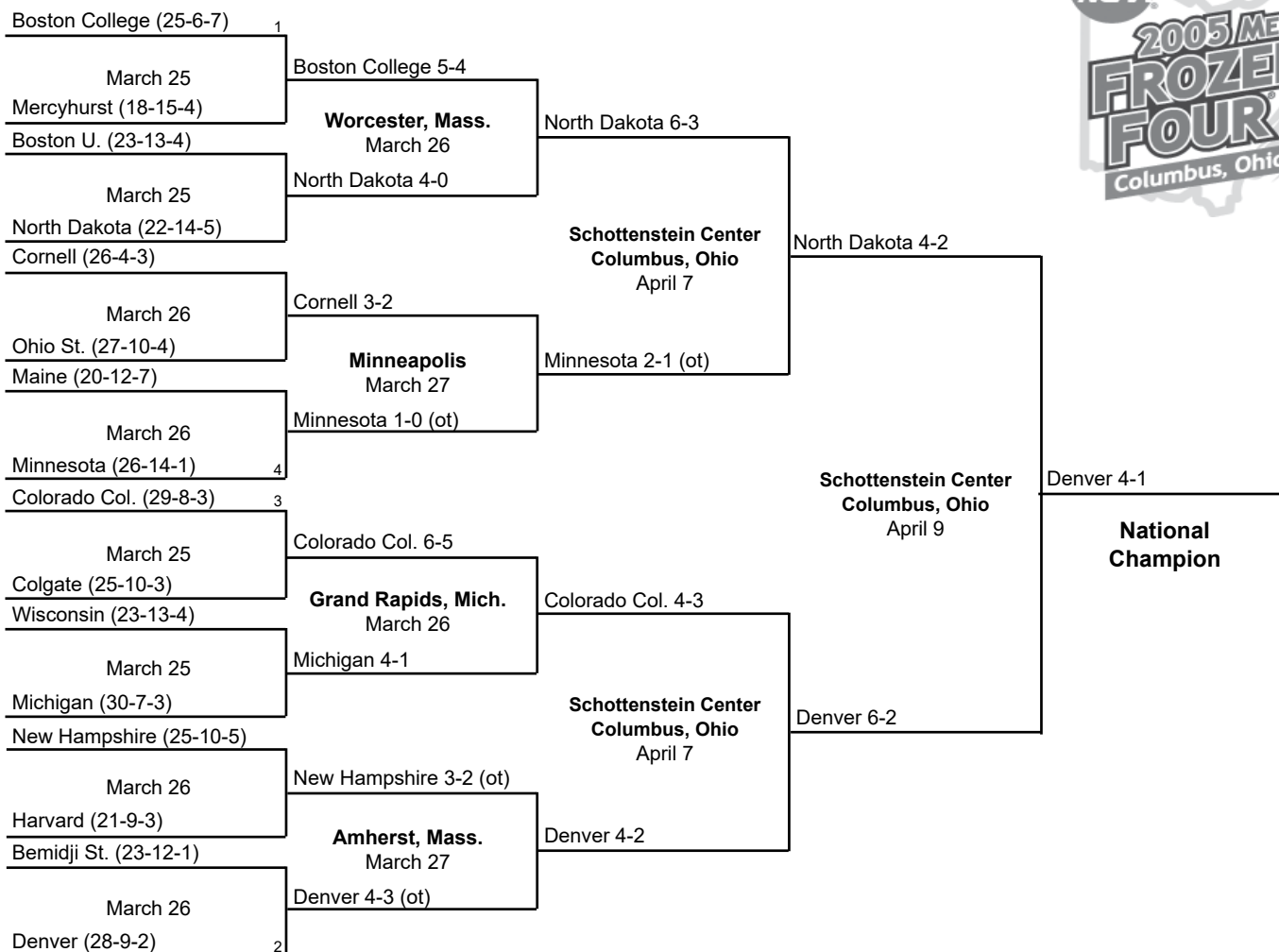
# 2005 Division I Men's Ice Hockey Championship

## First Round

## Second Round

## Semifinals

## Championship



### East Seeds

1. Boston College (1)
2. North Dakota
3. Boston U.
4. Mercyhurst

### Northeast Seeds

1. Denver (2)
2. New Hampshire
3. Harvard
4. Bemidji St.

### West Seeds

1. Minnesota (4)
2. Cornell
3. Ohio St.
4. Maine

### Midwest Seeds

1. Colorado Col. (3)
2. Michigan
3. Wisconsin
4. Colgate

Overall seeds in parentheses



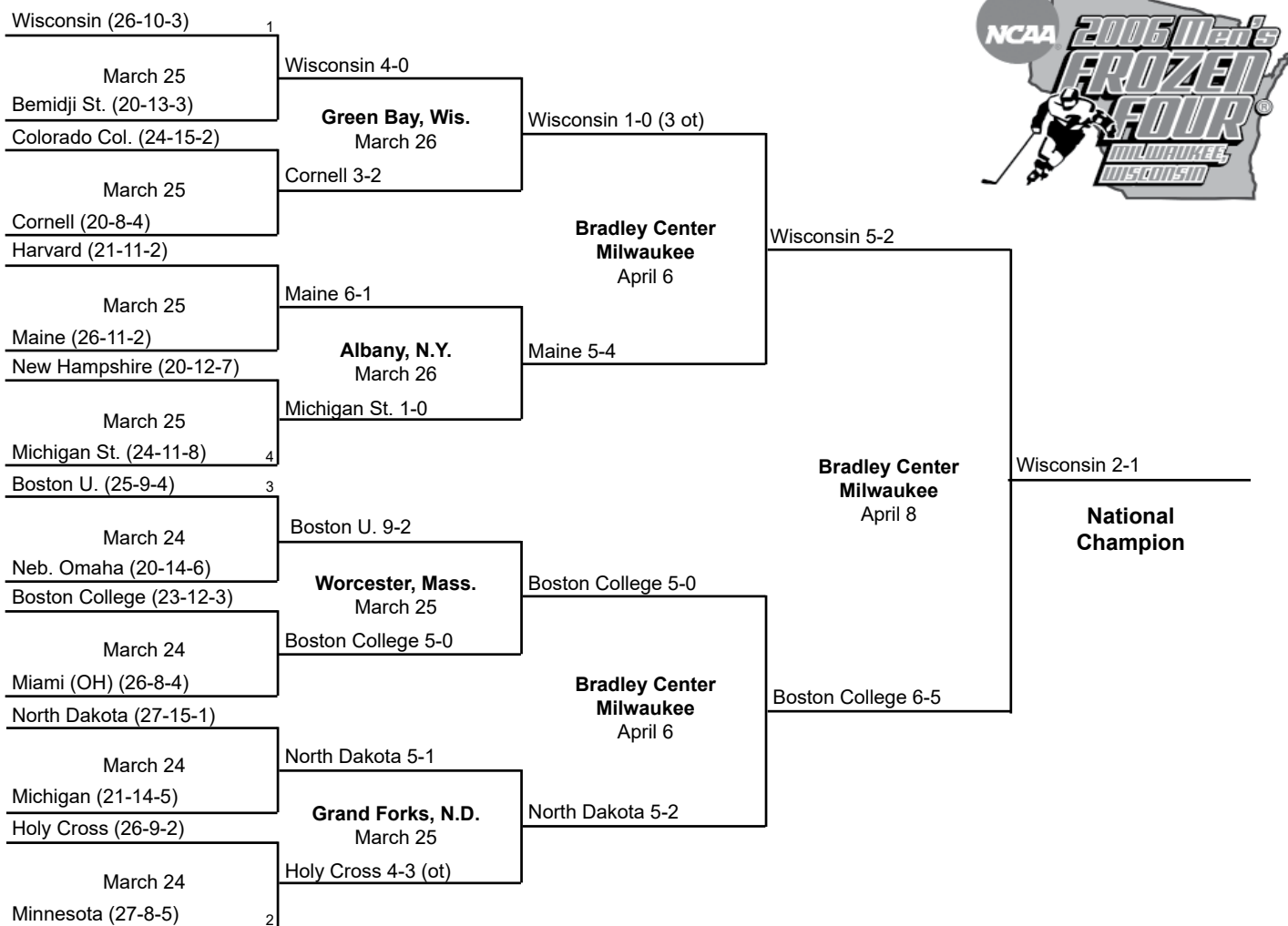
## 2006 Division I Men's Ice Hockey Championship

### First Round

### Second Round

### Semifinals

### Championship



#### East Seeds

1. Michigan St. (4)
2. Harvard
3. Maine
4. New Hampshire

#### Northeast Seeds

1. Boston U. (3)
2. Miami (OH)
3. Boston College
4. Neb. Omaha

#### West Seeds

1. Minnesota (2)
2. North Dakota
3. Michigan
4. Holy Cross

#### Midwest Seeds

1. Wisconsin (1)
2. Cornell
3. Colorado Col.
4. Bemidji St.

Overall seeds in parentheses



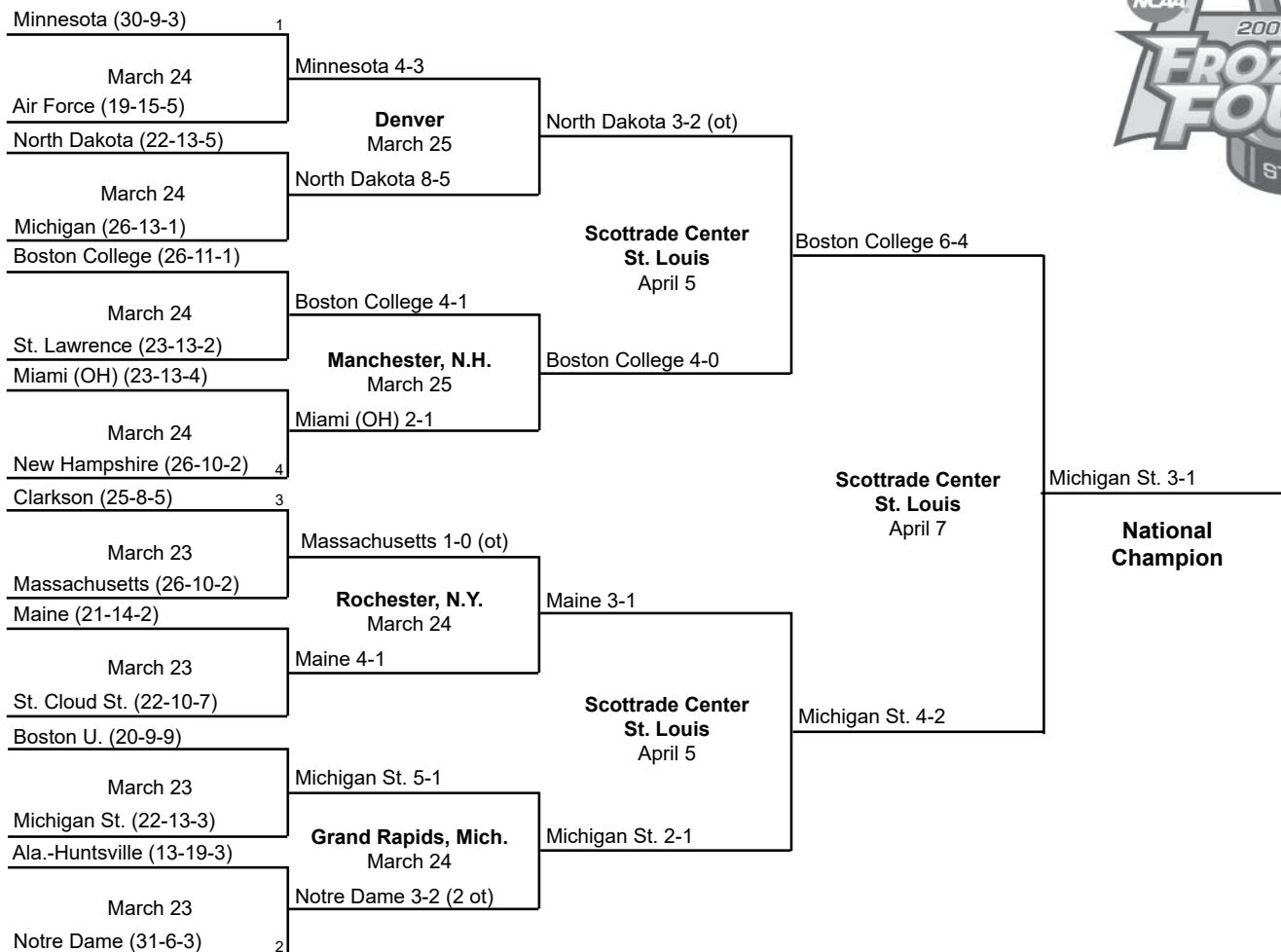
## 2007 Division I Men's Ice Hockey Championship

### First Round

### Second Round

### Semifinals

### Championship



Michigan St. 3-1  
**National  
Champion**

#### East Seeds

1. Clarkson (3)
2. St. Cloud St.
3. Maine
4. Massachusetts

#### Northeast Seeds

1. New Hampshire (4)
2. Boston College
3. St. Lawrence
4. Miami (OH)

#### West Seeds

1. Minnesota (1)
2. Michigan
3. North Dakota
4. Air Force

#### Midwest Seeds

1. Notre Dame (2)
2. Boston U.
3. Michigan St.
4. Ala.-Huntsville

Overall seeds in parentheses





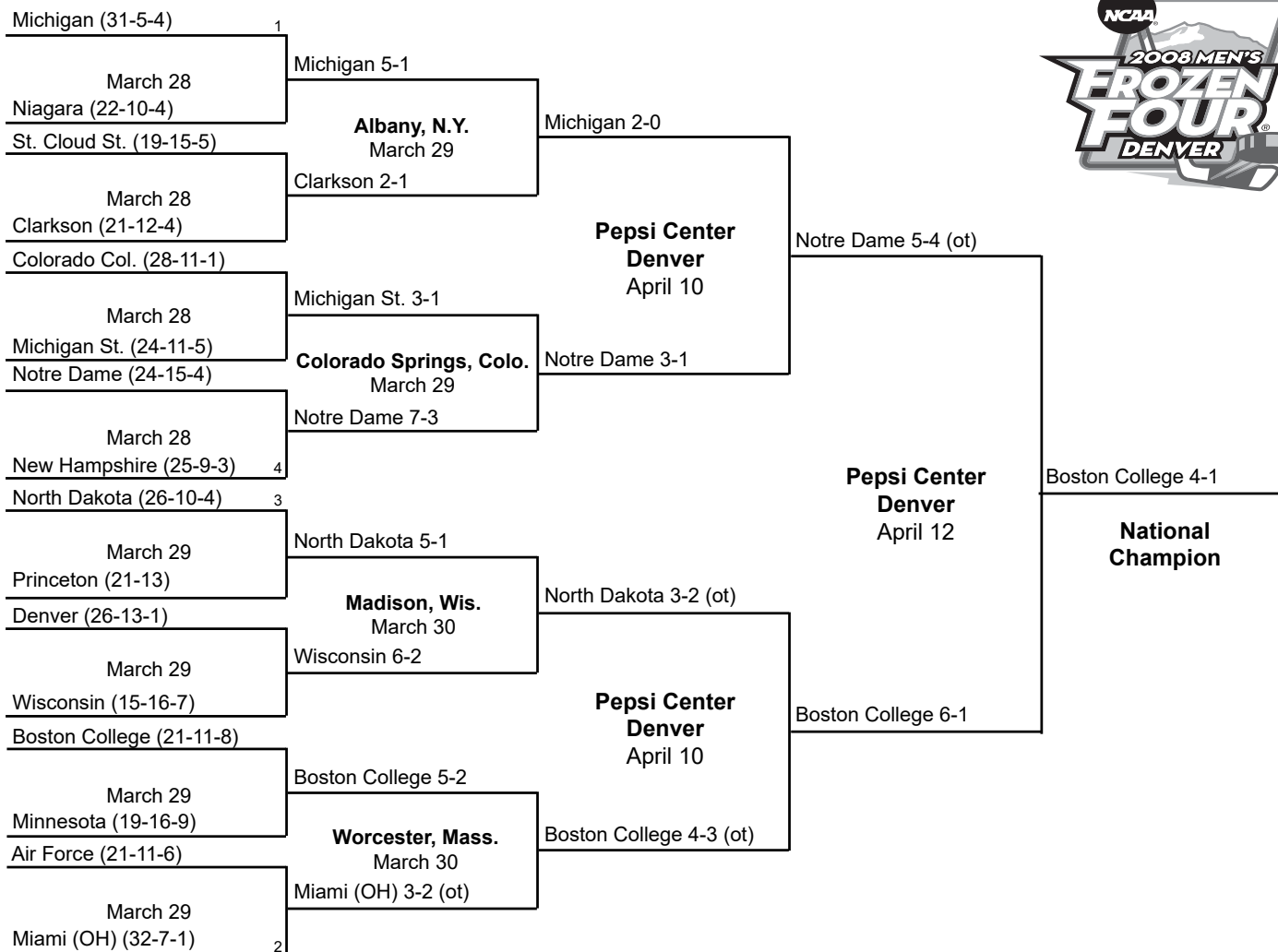
# 2008 Division I Men's Ice Hockey Championship

## First Round

## Second Round

## Semifinals

## Championship



### East Seeds

1. Michigan (1)
2. St. Cloud St.
3. Clarkson
4. Niagara

### Northeast Seeds

1. Miami (OH) (2)
2. Boston College
3. Minnesota
4. Air Force

### West Seeds

1. New Hampshire (4)
2. Colorado Col.
3. Michigan St.
4. Notre Dame

### Midwest Seeds

1. North Dakota (3)
2. Denver
3. Wisconsin
4. Princeton

Overall seeds in parentheses



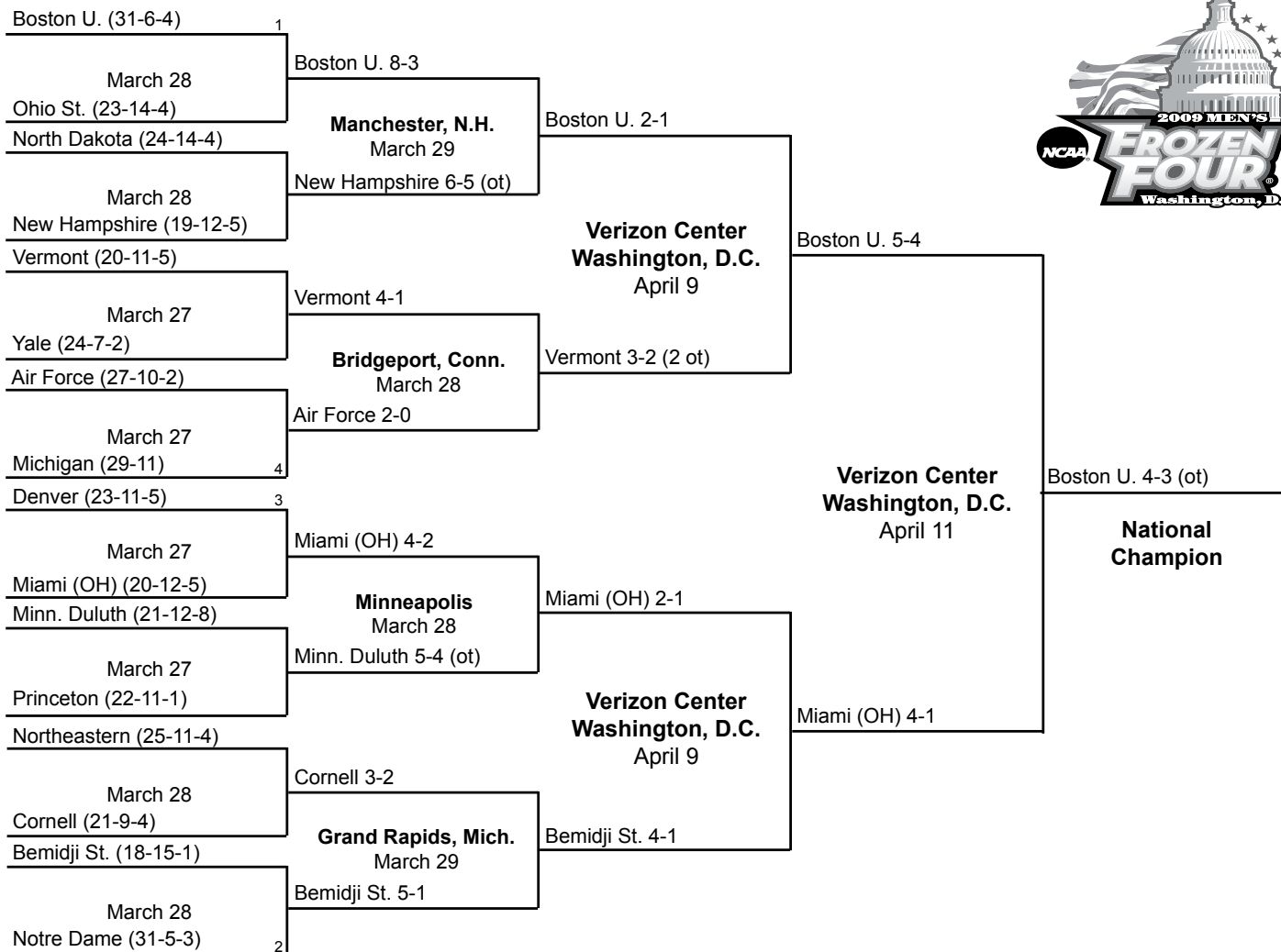
# 2009 Division I Men's Ice Hockey Championship

## First Round

## Second Round

## Semifinals

## Championship



### East Seeds

1. Michigan (4)
2. Yale
3. Vermont
4. Air Force

### Northeast Seeds

1. Boston U. (1)
2. North Dakota
3. New Hampshire
4. Ohio St.

### West Seeds

1. Denver (3)
2. Minn. Duluth
3. Princeton
4. Miami (OH)

### Midwest Seeds

1. Notre Dame (2)
2. Northeastern
3. Cornell
4. Bemidji St.

Overall seeds in parentheses



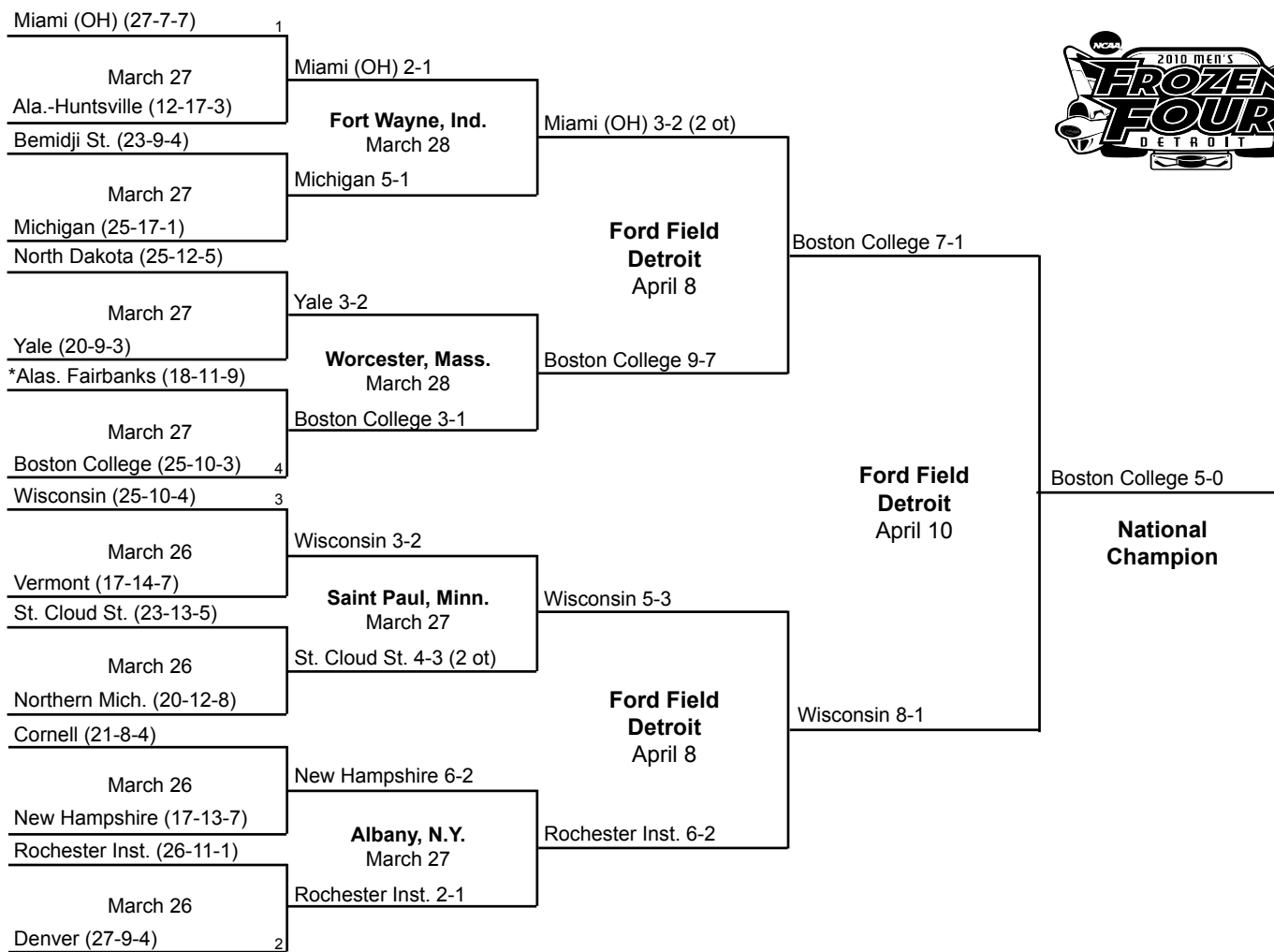
# 2010 Division I Men's Ice Hockey Championship

## First Round

## Second Round

## Semifinals

## Championship



### East Seeds

1. Denver (2)
2. Cornell
3. New Hampshire
4. Rochester Inst.

### Northeast Seeds

1. Boston College (4)
2. North Dakota
3. Yale
4. \* Alas. Fairbanks

### West Seeds

1. Wisconsin (3)
2. St. Cloud St.
3. Northern Mich.
4. Vermont

### Midwest Seeds

1. Miami (OH) (1)
2. Bemidji St.
3. Michigan
4. Ala.-Huntsville

Overall seeds in parentheses

\*Alas. Fairbanks participation in 2010 tournament vacated



# 2011 Division I Men's Ice Hockey Championship

## First Round

## Second Round

## Semifinals

## Championship



### East Seeds

1. Yale (1)
2. Union (NY)
3. Minn. Duluth
4. Air Force

### Northeast Seeds

1. Miami (OH) (4)
2. Merrimack
3. Notre Dame
4. New Hampshire

### West Seeds

1. Boston College (3)
2. Michigan
3. Neb. Omaha
4. Colorado Col.

### Midwest Seeds

1. North Dakota (2)
2. Denver
3. Western Mich.
4. Rensselaer

**Regional Sites**  
East: Webster Bank Arena  
at Harbor Yard  
Bridgeport, Conn.  
March 25-26

West: Scottrade Center  
St. Louis  
March 25-26

Midwest: Resch Center  
Green Bay, Wis.  
March 26-27

Northeast: Verizon Wireless  
Arena  
Manchester, N.H.  
March 26-27

Overall seeds in parentheses



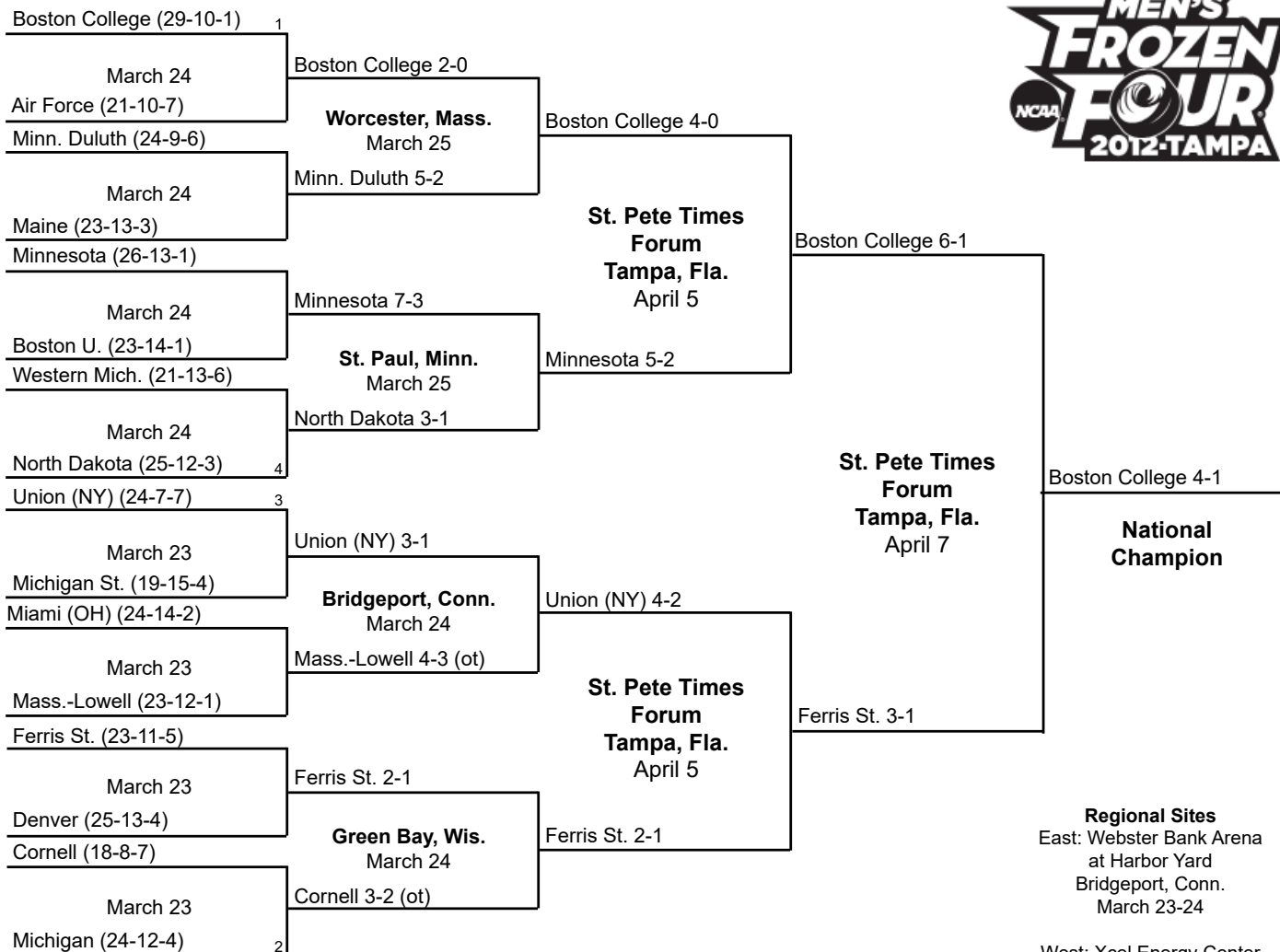
# 2012 Division I Men's Ice Hockey Championship

## First Round

## Second Round

## Semifinals

## Championship



### East Seeds

1. Union (NY) (3)
2. Miami (OH)
3. Mass.-Lowell
4. Michigan St.

### Northeast Seeds

1. Boston College (1)
2. Minn. Duluth
3. Maine
4. Air Force

### West Seeds

1. North Dakota (4)
2. Minnesota
3. Boston U.
4. Western Mich.

### Midwest Seeds

1. Michigan (2)
2. Ferris St.
3. Denver
4. Cornell

Overall seeds in parentheses





# 2013 Division I Men's Ice Hockey Championship

www.NCAA.com

## First Round

## Second Round

## Semifinals

## Championship

All Times Eastern



Quinnipiac (27-7-5) 1

Sat. March 30 - 5:30 p.m.  
ESPN Syndication/ESPN3  
\*ESPNU

Canisius (19-18-5)

Union (NY) (21-12-5)

Sat. March 30 - 9 p.m.  
ESPNU/WatchESPN

Boston College (22-11-4)

Miami (OH) (24-11-5)

Sat. March 30 - 5 p.m.  
ESPN Syndication/ESPN3  
\*ESPNU

Minn. St. Mankato (24-13-3)

St. Cloud St. (23-15-1)

Sat. March 30 - 1:30 p.m.  
ESPN Syndication/ESPN3  
\*ESPNU

Notre Dame (25-12-3) 4

Mass.-Lowell (26-10-2) 3

Fri. March 29 - 4:30 p.m.  
ESPN Syndication/ESPN3  
\*ESPNU

Wisconsin (22-12-7)

Denver (20-13-5)

Fri. March 29 - 8 p.m.  
ESPNU/WatchESPN

New Hampshire (19-11-7)

North Dakota (21-12-7)

Fri. March 29 - 5:30 p.m.  
ESPNU/WatchESPN

Niagara (23-9-5)

Yale (18-12-3)

Fri. March 29 - 2 p.m.  
ESPNU/WatchESPN

Minnesota (26-8-5) 2

Quinnipiac 4-3

Providence, RI

Sun. March 31 - 6:30 p.m.  
ESPNU/WatchESPN

Union 5-1

Miami (OH) 4-0

Toledo, OH

Sun. March 31 - 4 p.m.  
ESPNU/WatchESPN

St. Cloud St. 5-1

Mass.-Lowell 6-1

Manchester, NH

Sat. March 30 - 6:30 p.m.  
ESPNU/WatchESPN

New Hampshire 5-2

North Dakota 2-1

Grand Rapids, MI

Sat. March 30 - 4 p.m.  
ESPNU/WatchESPN

Yale 3-2 OT

Quinnipiac 5-1

CONSOL Energy Center  
Pittsburgh, PA

Thurs. April 11 - 8 p.m.

St. Cloud St. 4-1

Mass.-Lowell 2-0

CONSOL Energy Center  
Pittsburgh, PA

Thurs. April 11 - 4:30 p.m.

Yale 4-1

Quinnipiac 4-1

CONSOL Energy Center  
Pittsburgh, PA

Sat. April 13 - 7 p.m.

Yale 3-2

Yale 4-0

**National  
Champions**

### Regional Sites

Northeast: Verizon Wireless Arena  
Manchester, New Hampshire  
March 29-30

West: Van Andel Arena  
Grand Rapids, Michigan  
March 29-30

East: Dunkin Donuts Center  
Providence, Rhode Island  
March 30-31

Midwest: Huntington Center  
Toledo, Ohio  
March 30-31

### East Seeds

1. Quinnipiac
2. Boston College
3. Union (NY)
4. Canisius

### Northeast Seeds

1. Mass.-Lowell
2. New Hampshire
3. Denver
4. Wisconsin

### West Seeds

1. Minnesota
2. North Dakota
3. Niagara
4. Yale

### Midwest Seeds

1. Notre Dame
2. Miami (OH)
3. Minn. St. Mankato
4. St. Cloud St.

Overall seeds in parentheses.

Note: All games broadcast on the ESPN family of networks. For more information, visit [www.NCAA.com](http://www.NCAA.com).

\*Denotes tape delayed on ESPNU.



# 2014 Division I Men's Ice Hockey Championship

www.NCAA.com

## First Round

## Second Round

## Semifinals

## Championship

All Times Eastern



### East Seeds

1. Union (NY)
2. Quinnipiac
3. Providence
4. Vermont

### Northeast Seeds

1. Boston College
2. UMass Lowell
3. Minn. St. Mankato
4. Denver

### West Seeds

1. Minnesota
2. Notre Dame
3. St. Cloud St.
4. Robert Morris

### Midwest Seeds

1. Wisconsin
2. Ferris St.
3. Colgate
4. North Dakota

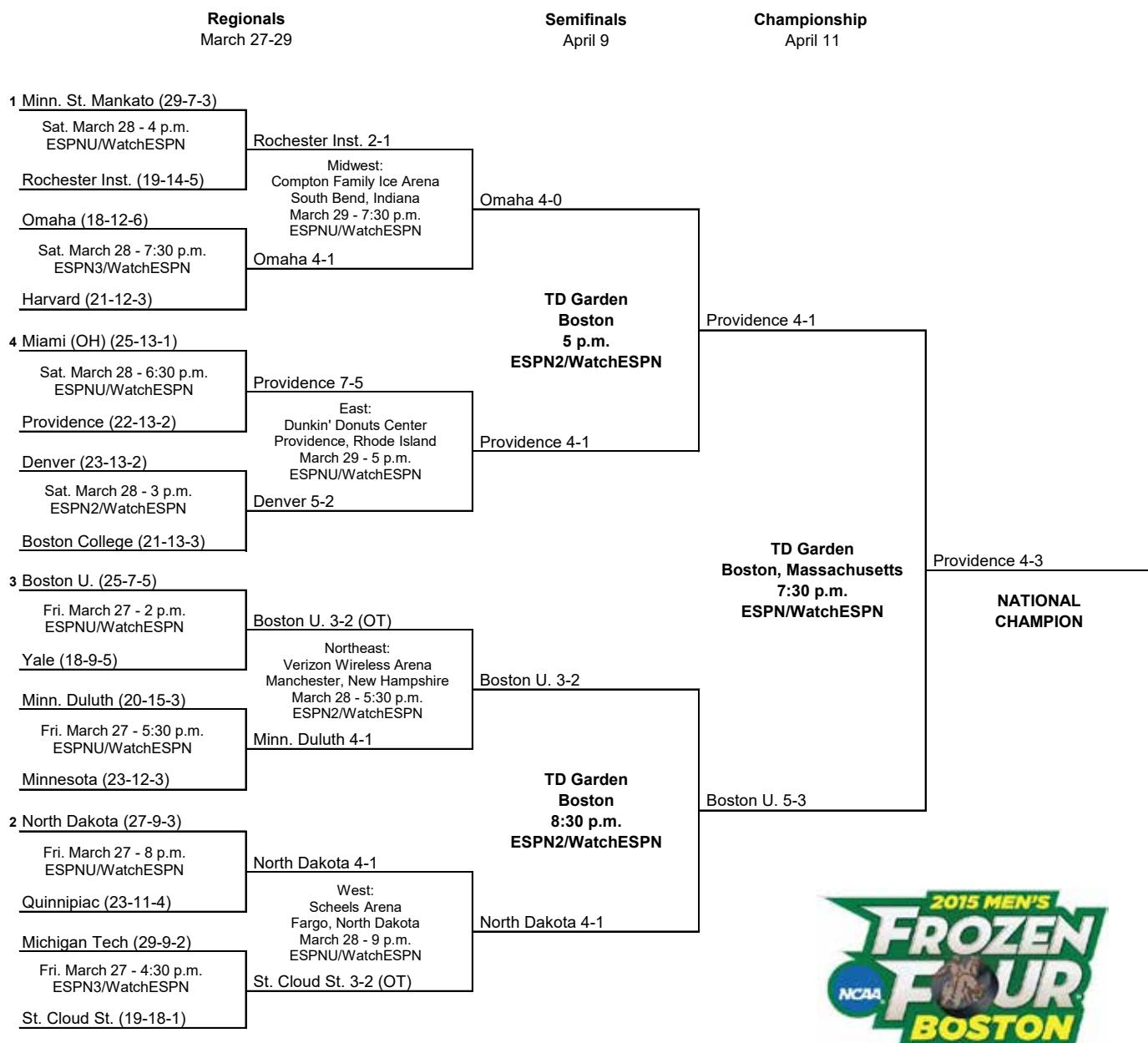
**Regional Sites**  
East: Webster Bank Arena  
Bridgeport, Connecticut  
March 28-29  
Midwest: U.S. Bank Arena  
Cincinnati, Ohio  
March 28-29  
Northeast: DCU Center  
Worcester, Massachusetts  
March 29-30  
West: Xcel Energy Center  
Saint Paul, Minnesota  
March 29-30

Note: All games broadcast on the ESPN family of networks. For more information, visit [www.NCAA.com](http://www.NCAA.com).

\*Denotes re-air on ESPN.



# 2015 NCAA Division I Men's Ice Hockey Championship



## East Seeds

- 1 Miami (OH)
- 2 Denver
- 3 Boston College
- 4 Providence

## Northeast Seeds

- 1 Boston U.
- 2 Minn. Duluth
- 3 Minnesota
- 4 Yale

## West Seeds

- 1 North Dakota
- 2 Michigan Tech
- 3 St. Cloud St.
- 4 Quinnipiac

## Midwest Seeds

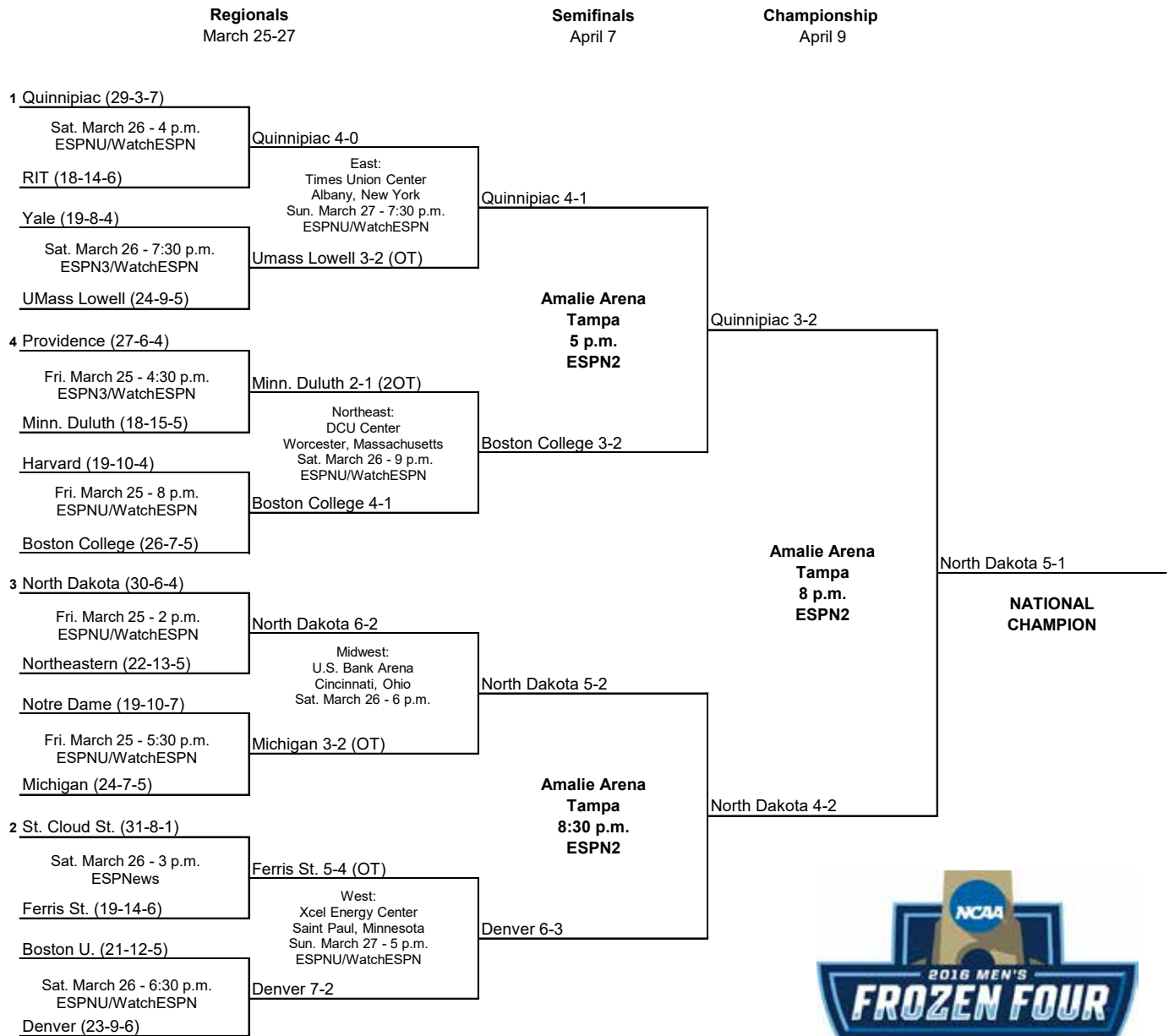
- 1 Minn. St. Mankato
- 2 Omaha
- 3 Harvard
- 4 Rochester Inst.

All times are Eastern time.  
Information subject to change.

© 2014 National Collegiate Athletic Association. No commercial use without the NCAA's written permission.  
The NCAA opposes all forms of sports wagering.



# 2016 NCAA Division I Men's Ice Hockey Championship



## East Seeds

- 1 Quinnipiac
- 2 UMass Lowell
- 3 Yale
- 4 RIT

## Northeast Seeds

- 1 Providence
- 2 Boston College
- 3 Harvard
- 4 Minn. Duluth

## West Seeds

- 1 St. Cloud St.
- 2 Denver
- 3 Boston U.
- 4 Ferris St.

## Midwest Seeds

- 1 North Dakota
- 2 Michigan
- 3 Notre Dame
- 4 Northeastern

All times are Eastern time.  
Information subject to change.

© 2014 National Collegiate Athletic Association. No commercial use without the NCAA's written permission.  
The NCAA opposes all forms of sports wagering.



**Championship**  
April 8

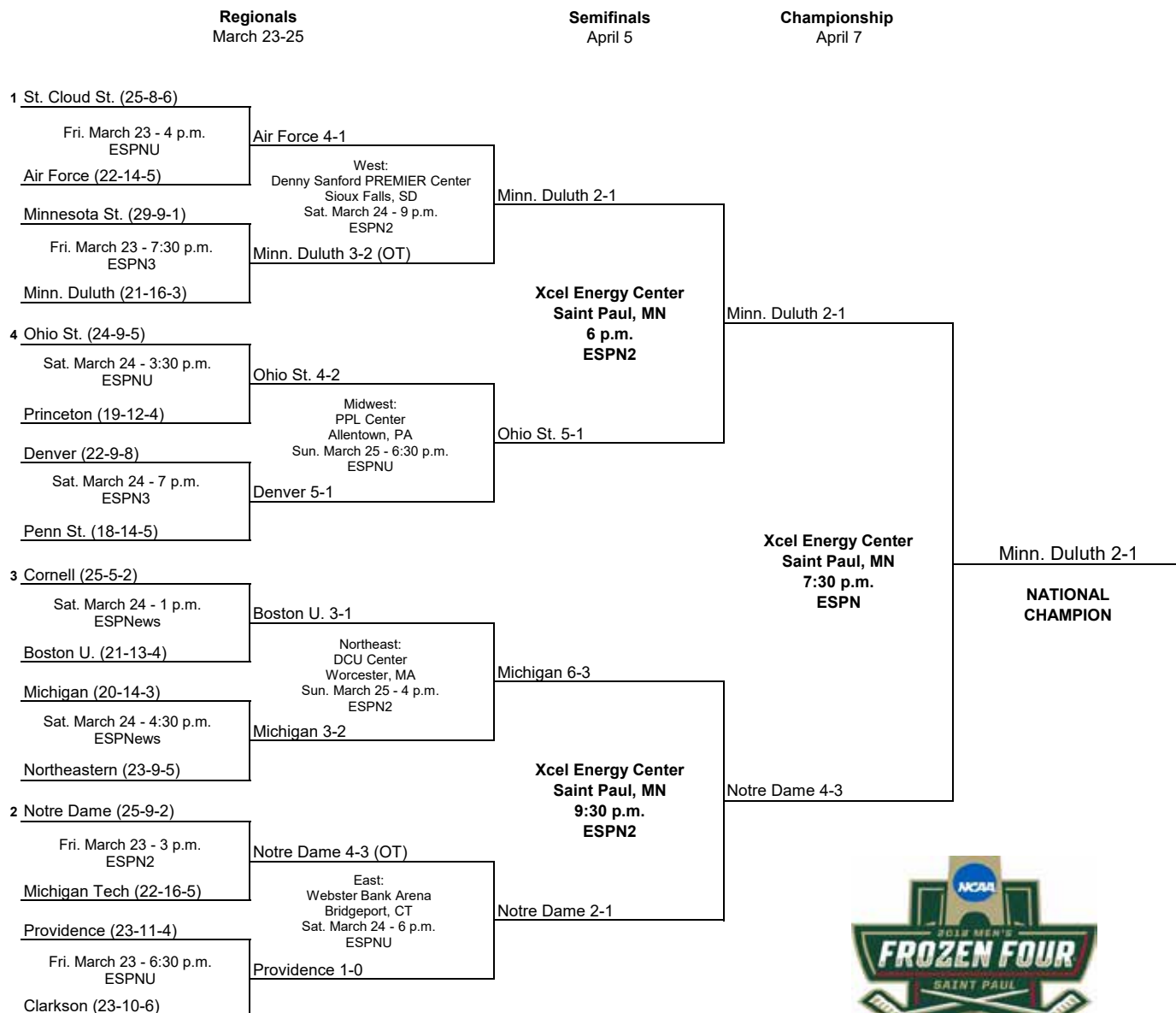


190





## 2018 NCAA Division I Men's Ice Hockey Championship



### East Seeds

1. Notre Dame
2. Providence
3. Clarkson
4. Michigan Tech

### Midwest Seeds

1. Ohio St.
2. Denver
3. Penn St.
4. Princeton

### Northeast Seeds

1. Cornell
2. Michigan
3. Northeastern
4. Boston U.

### West Seeds

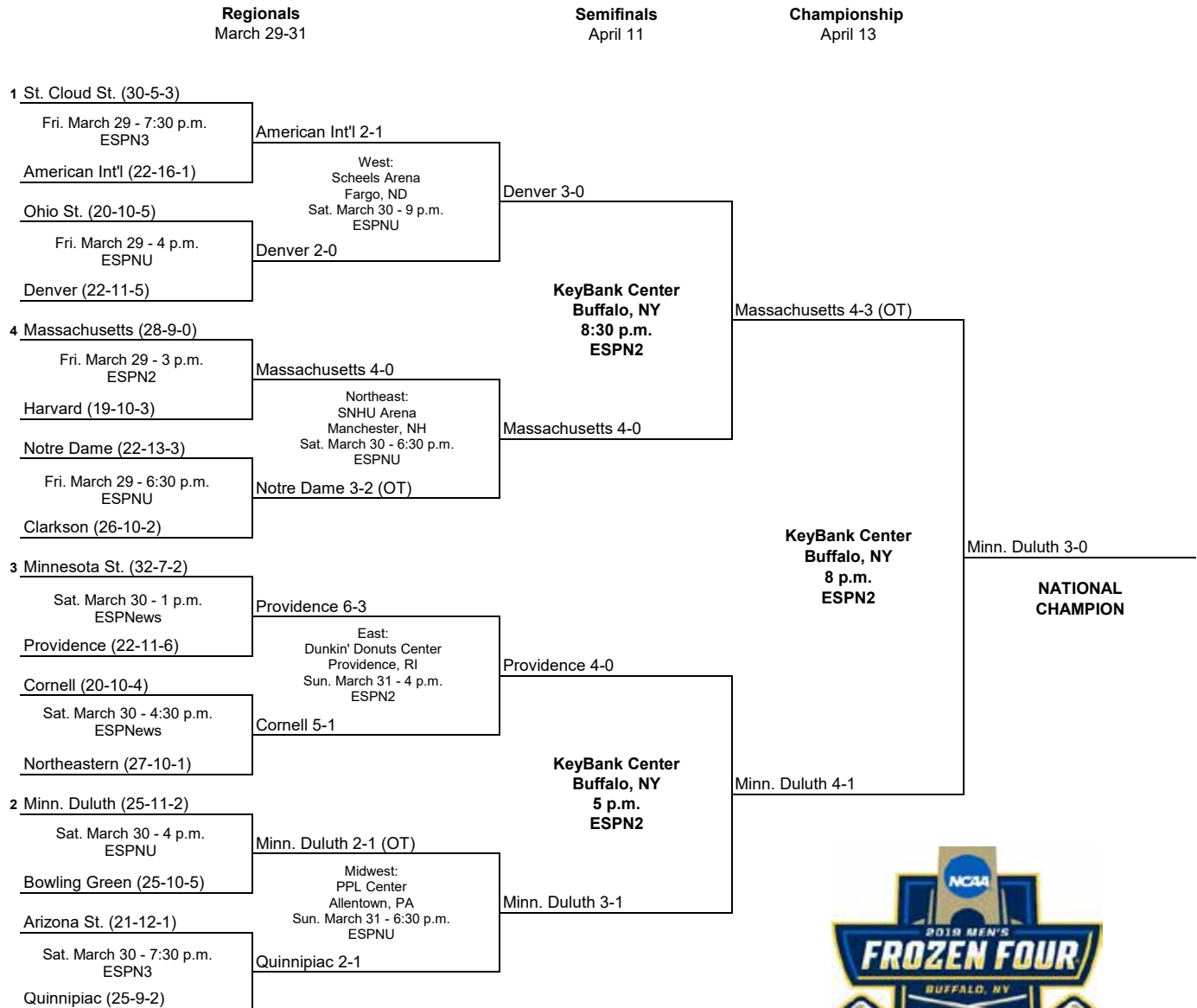
1. St. Cloud St.
2. Minnesota St.
3. Minn. Duluth
4. Air Force

All times are Eastern time.  
Information subject to change.

© 2014 National Collegiate Athletic Association. No commercial use without the NCAA's written permission.  
The NCAA opposes all forms of sports wagering.



## 2019 NCAA Division I Men's Ice Hockey Championship



### East Seeds

1. Minnesota St.
2. Northeastern
3. Cornell
4. Providence

### Midwest Seeds

1. Minn. Duluth
2. Quinnipiac
3. Arizona St.
4. Bowling Green

### Northeast Seeds

1. Massachusetts
2. Clarkson
3. Notre Dame
4. Harvard

### West Seeds


1. St. Cloud St.
2. Denver
3. Ohio St.
4. American Int'l

All times are Eastern time.  
Information subject to change.

© 2018 National Collegiate Athletic Association. No commercial use without the NCAA's written permission.  
The NCAA opposes all forms of sports wagering.



## 2021 NCAA Division I Men's Ice Hockey Championship



### Albany Seeds

1. Boston College
2. St. Cloud St.
3. Boston U.
4. Notre Dame

### Bridgeport Seeds

1. Wisconsin
2. Massachusetts
3. Lake Superior St.
4. Bemidji St.

### Fargo Seeds

1. North Dakota
2. Michigan
3. Minn. Duluth
4. American Int'l

### Loveland Seeds

1. Minnesota
2. Minnesota St.
3. Quinnipiac
4. Omaha

All times are Eastern time.  
Information subject to change.

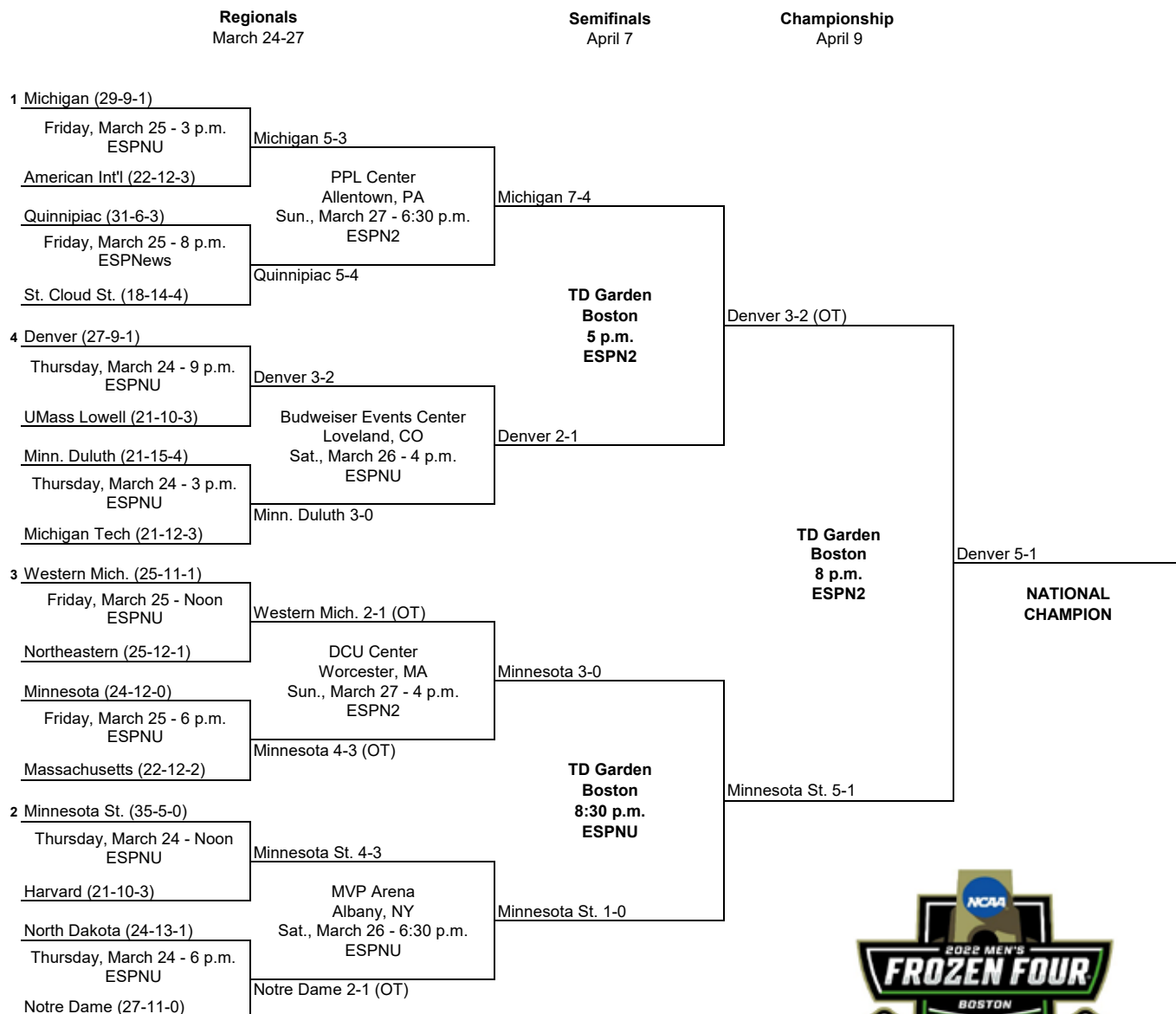
© 2021 National Collegiate Athletic Association. No commercial use without the NCAA's written permission.



*Don't Bet On It.*



## 2022 NCAA Division I Men's Ice Hockey Championship



### Albany Seeds

1. Minnesota St. (35-5-0)
2. North Dakota (24-13-1)
3. Notre Dame (27-11-0)
4. Harvard (21-10-3)

### Allentown Seeds

1. Michigan (29-9-1)
2. Quinnipiac (31-6-3)
3. St. Cloud St. (18-14-4)
4. American Int'l (22-12-3)

### Loveland Seeds

1. Denver (27-9-1)
2. Minn. Duluth (21-15-4)
3. Michigan Tech (21-12-3)
4. UMass Lowell (21-10-3)

### Worcester Seeds

1. Western Mich. (25-11-1)
2. Minnesota (24-12-0)
3. Massachusetts (22-12-2)
4. Northeastern (25-12-1)

All times are Eastern time.  
Information subject to change.

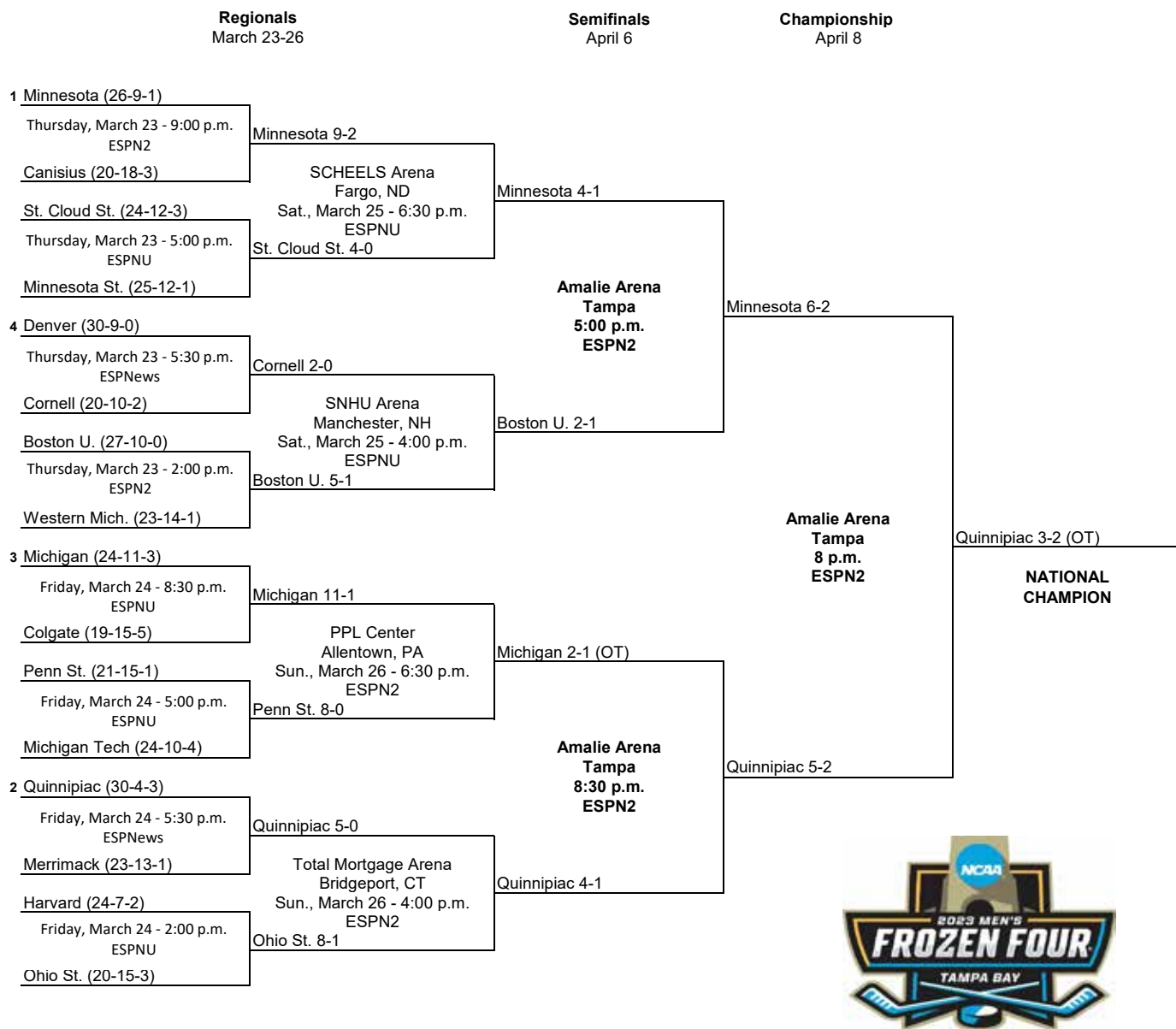
© 2022 National Collegiate Athletic Association. No commercial use without the NCAA's written permission.



*Don't Bet On It.*



## 2023 NCAA Division I Men's Ice Hockey Championship



### Allentown Seeds

1. Michigan (24-11-3)
2. Penn St. (21-15-1)
3. Michigan Tech (24-10-4)
4. Colgate (19-15-5)

### Bridgeport Seeds

1. Quinnipiac (30-4-3)
2. Harvard (24-7-2)
3. Ohio St. (20-15-3)
4. Merrimack (23-13-1)

### Fargo Seeds

1. Minnesota (26-9-1)
2. St. Cloud St. (24-12-3)
3. Minnesota St. (25-12-1)
4. Canisius (20-18-3)

### Manchester Seeds

1. Denver (30-9-0)
2. Boston U. (27-10-0)
3. Western Mich. (23-14-1)
4. Cornell (20-10-2)

All times are Eastern time.  
Information subject to change.

© 2023 National Collegiate Athletic Association. No commercial use without the NCAA's written permission.