DIVISION II MEN'S SOCCER CHAMPIONSHIPS RECORDS BOOK

2024 Championship 2
History 3
Won-Lost-Tied Records in Tournament Play 9
All-Time Results 13
Brackets 20

2024 CHAMPIONSHIP

First Round

Western Ore. 2, Point Loma 0
Rogers St. 3, Southern Nazarene 2
Fort Hays St. 1, Davenport 0
*Concord 2, New Haven 2 (4-2 PK)
Post 1, Dist. Columbia 0
*Mars Hill 0, Francis Marion 0 (5-3 PK)
West Florida 3, Flagler 1
Cal Poly Pomona 2, Westmont 1

Second Round

Findlay 3, Maryville (MO) 2
CSU Pueblo 3, Western Ore. 2
Franklin Pierce 3, Gannon 2
Tiffin 3, Lewis 1
*Saginaw Valley St. 0, Rogers St. 0 (4-2 PK)
McKendree 3, Fort Hays St. 2
Charleston (WV) 1, Concord 0
Felician 1, Bloomsburg 0
*Post 1, Southern N. H. 1 (7-6 PK)
Lynn 1, West Florida 0
Coker 3, AUM 2
Limestone 4, Mars Hill 1
*Clayton St. 1, Converse 1 (5-4 PK)
Midwestern St. 3, Cal Poly Pomona 0
Fort Lewis 4, UC-Colo. Springs 2
Cal State LA 4, Cal St. Dom. 1

Third Round

Saginaw Valley St. 2, Tiffin 1
*Felician 3, Post 3 (5-4 PK)
Charleston (WV) 1, Franklin Pierce 0
Clayton St. 2, Limestone 1
Lynn 1, Coker 0
McKendree 2, Findlay 0
Fort Lewis 2, Midwestern St. 0
CSU Pueblo 3, Cal St. LA 0

Quarterfinals

Lynn 2, Clayton St. 1
McKendree 2, Saginaw Valley St. 1
Charleston (WV) 2, Felician 1
CSU Pueblo 1, Fort Lewis 0

Semifinals

Charleston (WV) 3, CSU Pueblo 2
Lynn 3, McKendree 1

Championship

Lynn 3, Charleston (WV) 2

**Advanced on penalty kicks*

HISTORY

RESULTS

Year	Champion (Record)	Coach	Score	Runner-Up	Host or Site	Game Attendance	Total Attendance
1972	SIUE (11-0-3)	Bob Guelker	1-0	SUNY Oneonta	SIUE	—	—
1973	Mo.-St. Louis (11-0-3)	Don Dallas	3-0	Cal St. Fullerton	Springfield	—	—
1974	Adelphi (16-1-1)	Menahem Less	3-2	Seattle Pacific	Mo.-St. Louis	321	—
1975	Baltimore (16-2-1)	Dick Edell	3-1	Seattle Pacific	Seattle Pacific	7,000	18,685
1976	Loyola Maryland (21-1)	Jim Bullington	2-0	New Haven	Seattle Pacific	1,500	8,725
1977	Alabama A&M (16-1)	Salah Yousif	2-1	Seattle Pacific	FIU	200	5,175
1978	Seattle Pacific (18-5-4)	Cliff McCrath	1-0 (3 OT)	Alabama A&M	FIU	500	3,939
1979	Alabama A&M (22-1)	Salah Yousif	2-0	Eastern Ill.	FIU	300	2,329
1980	Lock Haven (21-0)	Michael Parker	1-0 (OT)	FIU	FIU	800	4,113
1981	Tampa (15-0-3)	Jay Miller	1-0 (OT)	Cal State LA	Southern Conn. St.	700	3,916
1982	FIU (16-3-1)	Karl Kremser	2-1	Southern Conn. St.	FIU	1,300	5,604
1983	Seattle Pacific (16-4-1)	Cliff McCrath	1-0	Tampa	Tampa	4,117	11,700
1984	FIU (14-4-3)	Karl Kremser	1-0 (OT)	Seattle Pacific	Seattle Pacific	4,500	7,742
1985	Seattle Pacific (20-3)	Cliff McCrath	3-2	FIU	FIU	1,480	8,819
1986	Seattle Pacific (17-4-2)	Cliff McCrath	4-1	Oakland	Seattle Pacific	4,100	9,778
1987	Southern Conn. St. (17-1-3)	Bob Dikranian	2-0	CSUN	Tampa	1,700	9,101
1988	Florida Tech (15-6)	Rick Stottler	3-2	CSUN	CSUN	4,588	10,472
1989	Southern N.H. (22-1-2)	John Rootes	3-1	UNC Greensboro	UNC Greensboro	2,137	12,395
1990	Southern Conn. St. (22-0-1)	Ray Reid	1-0 (4 OT, PK)	Seattle Pacific	Florida Tech	700	8,979
1991	Florida Tech (19-2-1)	Rick Stottler	5-1	Sonoma St.	Florida Tech	2,000	9,076
1992	Southern Conn. St. (21-2-1)	Ray Reid	1-0	Tampa	Tampa	3,285	9,425
1993	Seattle Pacific (18-2-1)	Cliff McCrath	1-0	Southern Conn. St.	Florida Tech	2,800	9,014
1994	Tampa (15-2-1)	Tom Fitzgerald	3-0 (2 OT)	Oakland	Tampa	4,336	11,942
1995	Southern Conn. St. (21-1-1)	Ray Reid	2-0	USC Upstate	USC Upstate	1,500	8,878
1996	Grand Canyon (12-4-5)	Peter Duah, Petar Draksin	3-1	Oakland	Grand Canyon	1,649	8,679
1997	CSU Bakersfield (20-4)	Simon Tobin	1-0	Lynn	Lynn	1,256	7,822
1998	Southern Conn. St. (20-2-1)	Tom Lang	1-0	USC Upstate	USC Upstate	2,833	8,925
1999	Southern Conn. St. (20-0)	Tom Lang	2-1 (2 OT)	Fort Lewis	Barry	403	9,178
2000	Cal St. Dom. Hills (23-1-1)	Joe Flanagan	2-1 (4 OT)	Barry	Barry	818	8,273
2001	Tampa (19-0-2)	Keith Fulk	2-1	Cal St. Dom. Hills	Tampa	1,236	6,165
2002	Sonoma St. (20-3-1)	Marcus Ziemer	4-3	Southern N.H.	Virginia Beach	397	5,456
2003	Lynn (22-0-1)	Shaun Pendleton	2-1	Chico St.	Virginia Beach	198	6,415
2004	Seattle (22-0-1)	Peter Fewing	2-1	SIUE	Wichita Falls, Texas	550	5,563
2005	Fort Lewis (22-0-1)	Jeremy Gunn	3-1	Franklin Pierce	Wichita Falls, Texas	538	7,988
2006	Dowling (22-0-2)	John DiRico	1-0	Fort Lewis	* Pensacola, Fla.	550	10,524
2007	Franklin Pierce (17-2-4)	Marco Koolman	1-0	Lincoln Memorial	Orange Beach, Ala.	512	6,652
2008	Cal St. Dom. Hills (21-2-4)	Joe Flanagan	3-0	Dowling	Tampa	808	8,953
2009	Fort Lewis (24-1)	Oige Kennedy	1-0	Lees-McRae	Tampa	706	8,347
2010	Northern Ky. (20-2-3)	John Basalyga	3-2	Rollins	* Louisville	512	8,752
2011	Fort Lewis (24-1-0)	Oige Kennedy	3-2 (OT)	Lynn	Pensacola, Fla.	343	8,693
2012	Lynn (19-3-1)	John Rootes	3-2	Saginaw Valley	Evans, Ga.	311	8,681
2013	Southern N.H. (22-1-1)	Marc Hubbard	2-1	Carson-Newman	Evans, Ga.	1,006	7,358
2014	Lynn (19-1-1)	John Rootes	3-2	Charleston (WV)	* Louisville	300	6,221
2015	Pfeiffer (25-0-0)	Bob Reasso	4-0	Cal Poly Pomona	Pensacola, Fla.	401	13,121
2016	Wingate (19-1-0)	Gary Hamill	2-0	Charleston (WV)	Kansas City	532	11,664
2017	Charleston (WV) (21-1-2)	Dan Stratford	0-0 (3-1 PK)	Lynn	Kansas City	2,349	13,971
2018	Barry (16-4-3)	Steve McCrath	2-1	West Chester	* Pittsburgh	396	8,019
2019	Charleston (WV) (22-2-1)	Dan Stratford	2-0	Cal State LA	Pittsburgh	112	7,640
2020	No champion ^						

Year	Champion (Record)	Coach	Score	Runner-Up	Host or Site	Game Attendance	Total Attendance
2021	Cal State LA (18-2-3)	Chris Chamides	1-0	Charleston (WV)	Colorado Springs, Colo.	250	7,733
2022	Franklin Pierce (25-0-1)	Ruben Resendes	2-0	CSU Pueblo	Seattle	477	8,907
2023	Franklin Pierce	Travis Brent	4-0	CSU Pueblo	Matthews, N.C.	152	4,304
2024	Lynn (20-0-2)	John Rootes	3-2	Charleston (WV)	Matthews, N.C.	174	6,013

** Championship was conducted as part of the Division II national championships festival.*

^ The 2020 championship was canceled due to the COVID-19 pandemic.

TEAM CHAMPIONSHIPS

Southern Conn. St.	6
Seattle Pacific	5
Lynn	4
Fort Lewis	3
Franklin Pierce	3
Tampa	3
Alabama A&M	2
Cal. St. Dom. Hills	2
Charleston (WV)	2
FIU	2
Florida Tech	2
SIUE	2
Southern N.H.	2
Adelphi	1
Baltimore	1
Barry	1
Cal State LA	1
CSU Bakersfield	1
Dowling	1
Grand Canyon	1
Lock Haven	1
Loyola Maryland	1
Mo.-St. Louis	1
Northern Ky.	1
Pfeiffer	1
Seattle	1
Sonoma St.	1
Wingate	1

ALL-TOURNAMENT TEAMS

MOP—Most Outstanding Player.

1975

Charles Meyers, Baltimore (MOP offensive)
Mike Wall, Baltimore (MOP defensive)

1976

Ian Reid, Loyola Maryland (MOP offensive)
John Palmere, Loyola Maryland (MOP defensive)

1988

Robin Chan, Florida Tech (MOP offensive)
Rick Iverson, CSUN (MOP defensive)

1989

Archie Harlow, Southern N.H. (MOP offensive)
Mike Martin, Southern N.H. (MOP defensive)

1999

T.J. Delucia, Southern Conn. St. (MOP offensive)
Brad Greenwood, Fort Lewis (MOP defensive)
Luc Cisna, Fort Lewis
Chris Greer, Fort Lewis
Steve Berglund, Fort Lewis
Avi Scabini, Southern Conn. St.
Paul Oyuga, Southern Conn. St.
Assaf Dagai, Southern Conn. St.
Paul Brooks, Southern Conn. St.
Phil Elias, Charleston (WV)
Johan Nordin, Charleston (WV)
Greg Jehs, Barry
Alen Marcina, Barry

2000

Victor Guerrero, Cal St. Dom. Hills (MOP offensive)
Jacobi Goodfellow, Barry (MOP defensive)
Tony de Vocht, Cal St. Dom. Hills
Alex Bengard, Cal St. Dom. Hills
Garrett Estrin, Cal St. Dom. Hills
Alen Marcina, Barry
Greg Jehs, Barry
John Thompson, Lewis
Martin Strah, Lewis
Karl Nusshag, East Stroudsburg
Sean Stewart, East Stroudsburg

2001

Kareem Escayg, Tampa (MOP offensive)
Luis Morales, Cal St. Dom. Hills (MOP defensive)
Robbie Folbrycht, Tampa

Marlon Rojas, Tampa
Roy Fink, Tampa
Scott White, Cal St. Dom. Hills
Joe Cartlidge, Cal St. Dom. Hills
Abdoul Karim Diallo, Dowling
Leonard Doramodou, Dowling
Justin McMillian, SIUE
David Mwendapole, SIUE

2002

Tony Bussard, Sonoma St. (MOP offensive)
Matt Bernard, Sonoma St. (MOP defensive)
Brandon Boone, Sonoma St.
Ryan Smith, Sonoma St.
Mounir Tajiou, Southern N.H.
Romelle Burgess, Southern N.H.
Anthony Augustine, Southern N.H.
Matt Kagan, Southern N.H.
Oliver Woodward, Mercyhurst
Dustin McNaughton, Mercyhurst
Danny George, Central Ark.

2003

Andrew Hirst, Lynn (MOP offensive)
Ross Lumsden, Lynn (MOP defensive)
Mark Melling, Lynn
Lee Paul Scroggins, Lynn
Garthfield Whyte, Lynn
Jesse Grigg, Chico St.
Dominik Jakubek, Chico St.
Kevin Kuiper, Chico St.
Dustin Tong, Chico St.
Sergne Babacar Mboup, Dowling
Tony McCormick, Findlay

2004

Bobby McAlister, Seattle (MOP offensive)
Santa Maria Rivera, Seattle (MOP defensive)
Pat Doran, Seattle
Jeremiah Doyle, Seattle
Mike Banner, SIUE
John Matthews, SIUE
Kevin Thibodeau, SIUE
Chris Kenney, Dowling
Sergne Babacar Mboup, Dowling
Ali Erdal, UNC Pembroke
Trond Myrland, UNC Pembroke

2005

John Cunliffe, Fort Lewis (MOP offensive)
Bryan Eisenbraun, Fort Lewis (MOP defensive)
Cliff Wilmes, Fort Lewis
Cole Sweetser, Fort Lewis
Christopher Joyce, Franklin Pierce
James Thorpe, Franklin Pierce
Andre Elphic, Franklin Pierce
Mike Zaegel, SIUE
Mike Banner, SIUE
Lee Porter, Lynn
Chris Knox, Lynn

2006

Guy-Roland Kpene, Dowling (MOP offensive)
Thomas Vaaland, Dowling (MOP defensive)
Williams Grady, Dowling
Morten Jensen, Dowling
Carl Rydin, Dowling
John Cunliffe, Fort Lewis
Ryan Kerr, Fort Lewis
Chase Mikkelsen, Fort Lewis
Cliff Wilmes, Fort Lewis
Leandro Pereira, Lincoln Memorial
Felipe Lawall, West Florida

2007

David Clifton, Franklin Pierce (MOP offensive)
James Thorpe, Franklin Pierce (MOP defensive)
Bisharra Ettienne, Franklin Pierce
Frantz Francois, Franklin Pierce
Michel Vitulano, Franklin Pierce
Victor Souza, Lincoln Memorial
Claudio Rico, Lincoln Memorial
Leonardo de Barros, Lincoln Memorial
Nelson Pizarro, Lincoln Memorial
Brian Martinez, Midwestern St.
Melford James, Montevallo

2008

Andrew Marinez, Cal St. Dom. Hills (MOP offensive)
Kevin Gallaugher, Cal St. Dom. Hills (MOP defensive)
Miguel Benitez, Cal St. Dom. Hills
Hiram Rangel, Cal St. Dom. Hills
Kris Clark, Cal St. Dom. Hills
Pascal Milien, Tampa
Ryan Maxwell, Tampa
Patrick Cunningham, Dowling
Carl Rydin, Dowling
Lamine Traore, Dowling
Tony Ray, Northern Ky.

2009

David Barden, Fort Lewis (MOP Offensive)
Kyle Wood, Fort Lewis (MOP Defensive)
Jeff Jennings, Fort Lewis
Fabian Kling, Fort Lewis
Euan Purcell, Fort Lewis
Berin Boracic, Lees-McRae
Sam Kennedy, Lees-McRae
Sean Paradise, Lees-McRae
Angelo Reina, Le Moyne
Zac Bond, Lewis
Nestor Hernandez, Lewis

2010

Steven Beattie, Northern Ky. (MOP Offensive)
Paul Andrews, Northern Ky. (MOP Defensive)
Michael Lavric, Northern Ky.
Jordan Kotsopoulos, Northern Ky.
Anthony Meyer, Northern Ky.
Thomas Biddinger, Rollins
Jack Clifford, Rollins
Adam New, Rollins
Bradley Welch, Rollins
Mouhamed Mboup, Dowling
Paulo Teixeira, Midwestern St.

2011

Fabian Kling, Fort Lewis (MOP defensive)
Kosta Kordistos, Fort Lewis (MOP offensive)
Casey Dean, Fort Lewis
Ryan Wirth, Fort Lewis
Harald Gracholski, Lynn
A.B. Magnusson, Lynn
Johnny Mertl, Lynn
John Claffey, Millersville
Aaron Roland, Millersville
Daniel Donaldson, Franklin Pierce
Amory Houghton, Franklin Pierce

2012

Anthony Desperito, Lynn (MOP offensive)
Jason Sangha, Lynn (MOP defensive)
James Aldred, Lynn
Roberto Cadilhe, Lynn
Julian Halder, Lynn
Martin Wehlert, Lynn
Ryan Lund, Mercyhurst
Alex Manea, Mercyhurst
Lachlan Savage, Saginaw Valley
Robert Short, Saginaw Valley
Michael Lamb, Saginaw Valley
Quante Abbott Hill Smith, Simon Fraser
Ryan Dhillon, Simon Fraser

2013

Pierre Omanga, Southern N.H. (MOP offensive)
Yannick Kabala, Southern N.H. (MOP defensive)
Dom DiMaggio, Southern N.H.
Miguel Carneiro, Southern N.H.
Dominic Samuel, Southern N.H.
Rumwald Le Guevel, Carson-Newman
Christopher Trejo, Carson-Newman
Matheus Bachi, Carson-Newman
Ross Frame, Carson-Newman
Oussie Gueye, Rockhurst
Jovan Blagojevic, Simon Fraser

2014

Chris Hellmann, Lynn (MOP offensive)
Jason Sangha, Lynn (MOP defensive)
Nicolas Mortensen, Lynn
Lukas Zlataritis, Lynn

2015

Nathan Regis, Pfeiffer (MOP offensive)
Dani Siaj, Pfeiffer (MOP defensive)
Martim Galvao, Pfeiffer
Santee Moar, Pfeiffer
Himy Siaj, Pfeiffer
Eshel Chardon, Cal Poly Pomona
Fernando Pablo Quevedo, Cal Poly Pomona
Alexander Turkson, Cal Poly Pomona
Felipe Antonio, Charleston (WV)
Will Roberts, Charleston (WV)
Nick Caruso, Rockhurst

2016

Jon Ander, Wingate (MOP offensive)
Alex Nelson, Wingate (MOP defensive)
Damian Gaona, Wingate
Pablo Jara, Wingate
Christian Szalay, Wingate
Felipe Antonio, Charleston (WV)
Tam Dimairo, Charleston (WV)
Thomas Vancaeyezeele, Charleston (WV)
Jake Young, Charleston (WV)
Mitch Moncada, Rockhurst
Sam Palano, UC San Diego

2017

Adam Michel, Rockhurst
Alun Webb, Lynn
Luca Mastrantonio, Rockhurst
Luis Najera Jr., Cal Poly Pomona
Max Herbert, Lynn
Niklas Tasky, Lynn
Patrick Guier, Charleston (WV) (MOP offensive)
Paulo Pita, Charleston (WV) (MOP defensive)
Sergi Monso, Cal Poly Pomona
Tam Dimairo, Charleston (WV)
Thomas Vancaeyezeele, Charleston (WV)

2018

Francisco Greco, Barry (MOP offensive)
James Kirkham, Barry
Stephen Kosmala, Barry (MOP defensive)
Marco Sordi, Barry
Eduardo Faria, Cal Poly Pomona
Nadeer Ghantous, Cal Poly Pomona
Raul Fierro, Fort Hays St.
Alonso Rodriguez, Fort Hays St.
Kyle Hoops, West Chester
Jason Pixley, West Chester
Andrew Slater, West Chester

2019

Jakub Olczyk, UIndy
Vincent Stone, UIndy
Lukas Ostermann, Lynn
Joao Delgado, Lynn
Tim Klefisch, Cal State LA
Carl Solli, Cal State LA
Leonardo Nogueira, Cal State LA
Alvaro Unanua Dear, Charleston (WV)
Williams N'Dah, Charleston (WV)
Christopher Allan, Charleston (WV) (MOP defensive)
Freddy Tracey, Charleston (WV) (MOP offensive)

2021

Tobias Pellio, Nova Southeastern
Makel Rasheed, UIndy
Emil Rasmussen, Charleston (WV)
Eduardo Iranzo, Charleston (WV)
Adrian Camacho, Charleston (WV)
Alexis Ledoux, Charleston (WV)
Alvaro Unanua, Cal State LA
Carl Solli, Cal State LA
Gerard Hernando, Cal State LA
Gonzalo Talavera, Cal State LA (MOP defensive)
Simon Johansen, Cal State LA (MOP offensive)

2022

Iker Berruezo, Barry
Teddy Baker, Lake Erie
Shjon Andrews, CSU Pueblo
Caio Oliveira, CSU Pueblo
Matthew Coleman, CSU Pueblo
Gabriel Campora, CSU Pueblo
Jonas Cervera Anchel, Franklin Pierce
Younes Addar, Franklin Pierce
Bernardo Prego, Franklin Pierce
Braudilio Rodrigues, Franklin Pierce
Vicente Valor Martinez, Franklin Pierce (MOP)

2023

Joram Bogers, Lewis
Caio Oliveira, CSU Pueblo
Kenshin Uneo, CSU Pueblo
Dylan Zavatini, CSU Pueblo
Sjur Dreschler, Florida Tech
Younes Addar, Franklin Pierce
Thomas Espereo, Franklin Pierce (MOP defensive)
Jeronimo Ferrando Ferri, Franklin Pierce
Aaron Sanchez Sanchez, Franklin Pierce
Antonio Lampreia Lima, Franklin Pierce (MOP offensive)
Karl Vernet, Franklin Pierce

2024

Luke Smith, CSU Pueblo
Philipp Schmidt, McKendree
Joao Belmudes, Charleston (WV)
Paul Hoste, Charleston (WV)
Joao Silva, Charleston (WV)
Tristen Rose, Charleston (WV)
Luca Clavero, Lynn
Henry Haferkorn, Lynn
Anton Mand, Lynn
Marco Costa, Lynn
Luis Kiefer, Lynn (MOP)

TOURNAMENT SCORING LEADERS

Year	Player, School	G	A	P
1972	Not available			
1973	Not available			
1974	Herbert Gordon, Dist. Columbia*	5	0	10
1975	Nimrod Dreyfuss, Adelphi	6	2	14
1976	Pete Notaro, Loyola Maryland	4	2	10
1977	Kenneth Okafor, Alabama A&M	5	1	11
1978	Segun Adelke, Alabama A&M	4	1	9
1979	Gordon Prempeh, Eastern Ill.	3	0	6
1980	Ron Basile, Southern Conn. St.	3	1	7
1981	Ron Basile, Southern Conn. St.	3	1	7
1982	Hermann-Josef Engels, FIU	5	1	11
1983	Brad Elmenhurst, Seattle Pacific	2	4	8
1984	Munga Eketebi, FIU	5	3	13
1985	Peter Hattrup, Seattle Pacific	5	1	11
1986	Mark Faller, Seattle Pacific	2	1	5
1987	Antony Vaughn, Southern Conn. St.	2	1	5
	John DeBrito, Southern Conn. St.	2	1	5
1988	Bobby Reyes, CSUN	5	0	10
1989	Dermott Sweeney, Mercy	3	0	6
	Archie Harlow, Southern N.H.	3	0	6
1990	Andrew Ziemer, Sonoma St.	2	1	5
1991	Andrew Ziemer, Sonoma St.	6	0	12
1992	Altimont Butler, Southern N.H.	2	2	6
1993	Richard Sharpe, Florida Tech	4	3	11
1994	Phil Bullard, Seattle Pacific	5	2	12
1995	Gil Hokayma, Southern Conn. St.	3	1	7
1996	Nabyl Bekraoui, Grand Canyon	2	2	6
	Dylan Kendrick, Lynn	2	2	6
	Miles Tomic, Grand Canyon	3	0	6
1997	Jeremy Hamm, CSU Bakersfield	3	1	7
1998	Vadim Tolstolutsky, Seattle Pacific	2	4	8
	Dan Valency, Southern Conn. St.	3	2	8
1999	Paul Oyuga, Southern Conn. St.	3	1	7
	Avi Scabini, Southern Conn. St.	2	3	7
	Per Ole Tenden, Charleston (WV)	3	1	7
2000	Fitzgerald Clarke, Barry	4	2	10
2001	Marcus Rullow, West Tex. A&M	2	0	4
	Sean Lockhart, Cal St. Dom. Hills	1	2	4
	Roy Fink, Tampa	2	0	4
	Jason Bell, Tampa	2	0	4
	Jaime Creaghan, Lander	2	0	4
	Justin McMillian, SIUE	1	2	4
2002	Tony Bussard, Sonoma St.	5	1	11
2003	Lars Pottgiessen, Truman St.	3	2	8
2004	Paul Hopkins, Tusculum	4	1	9
	Bobby McAlister, Seattle	4	1	9
2005	Lee Paul Scroggins, Lynn	7	1	15
2006	Felipe Lawall, West Florida	4	3	11
	Guy-Roland Kpene, Dowling	4	3	11
2007	David Clifton, Franklin Pierce	9	0	18
2008	Scott Mariano, Cal St. Dom. Hills	3	4	10
	Lamine Traore, Dowling	4	2	10
2009	Nestor Hernandez, Lewis	4	2	10
	Tom Settle, Fort Lewis	2	6	10
2010	Steven Beattie, Northern Ky.	6	4	16
2011	Kosta Kordistos, Fort Lewis	4	0	8
	Harald Gracholski, Lynn	4	0	8
2012	Jack Winter, Lynn	3	3	9
2013	Ross Frame, Carson-Newman	5	2	12
2014	Chris Hellmann, Lynn	7	3	17
2015	Nathan Regis, Pfeiffer	7	2	9
2016	Jon Ander, Wingate	5	1	11
2017	Seba Andreassem, Young Harris	3	1	7
2018	Eduardo Faria, Cal Poly Pomona	3	3	9
2019	Freddy Tracey, Charleston (WV)	5	0	10
	Javier Steinwascher, UIndy	3	4	10
2020	N/A			
2021	Alejandro Steinwascher, UIndy	2	4	8
2022	Connor Mautino, Lake Erie	5	0	10
2023	Arturs Gorodnickis, Lewis	4	2	10
2024	Fabian Vyhnalek, Lynn	1	4	6
	Joao Belmudes, Charleston (WV)	3	0	6
	Anton Hjalmarsson, Fort Lewis	3	0	6

**Does not include first-round game against Baltimore.*

INDIVIDUAL RECORDS

Goals, Game

5—Nimrod Dreyfuss, Adelphi (9) vs. Green Bay (1), 1975.

Goals, Tournament

9—David Clifton, Franklin Pierce (3 vs. Le Moyne, 3 vs. UMass Lowell, 2 vs. Dowling, 0 vs. Midwestern St., 1 vs. Lincoln Memorial), 2007.

Goals, Career

10—David Clifton, Franklin Pierce, 2006-07.

Assists, Game

4—Richard Sharpe, Florida Tech (5) vs. Seattle Pacific (5) (4 OT), 1993; Chris Knox, Lynn (7) vs. Central Ark. (1), 2005.

Assists, Tournament

7—Kevin Boone (0 vs. West Florida; 2 vs. Barry, 2 vs. Clayton St., 2 vs. Midwestern St., 1 vs. Northern Ky.), Rollins, 2010.

Assists, Career

7—James Udemba, Alabama A&M, 1977-78; Vadim Tolstolutsky, Seattle Pacific, 1997-98; Kevin Boone, Rollins, 2009-10; Alejandro Steinwascher, UIndy, 2019-22; Vicente Valor Martinez, Franklin Pierce, 2020-22.

Points, Game

10—Nimrod Dreyfuss (5 goals), Adelphi (9) vs. Green Bay (1), 1975.

Points, Tournament

18—David Clifton (9 goals, 0 assists; 3-0 vs. Le Moyne, 3-0 vs. UMass Lowell, 2-0 vs. Dowling, 0-0 vs. Midwestern St., 1-0 vs. Lincoln Memorial), Franklin Pierce, 2007.

Points, Career

23—John Cunliffe (9 goals, 5 assists), Fort Lewis, 2004-06.

Saves, Game

20—Steve Zerhusen, UMBC (1) vs. FIU (2), 1977; Steve Martin, Cal St. Dom. Hills (0) vs. Mo.-St. Louis (2), 1982.

Lowest Goals-Against Average, Tournament (Minimum 3 Games)

0.00—Sylvester Onwuekwe, Alabama A&M (vs. FIU, Seattle Pacific and Eastern Ill.), 1979; Tom Graham, Tampa (vs. Rollins, Mo.-St. Louis and Cal State LA), 1981, Ryan Bass, Rockhurst (vs. Saginaw Valley, Northern Ky. and Millersville), 2011; Pablo Jara, Wingate (vs. Limestone, Pfeiffer, Tampa, UC San Diego and Charleston (WV), 2016; Paulo Pita, Charleston (WV) (vs. West Va. Wesleyan, West Chester, LIU Post, Cal Poly Pomona, Lynn), 2017; Logan Feldmann, Rockhurst (Maryville (MO), Ohio Valley, Northeastern St., Lynn), 2017.

Lowest Goals-Against Average, Career (Minimum 5 Games)

0.27—Sylvester Onwuekwe, Alabama A&M, 1977-79.

TEAM RECORDS

Goals, Game

10—FIU vs. Lock Haven (1), 1984.

Goals, Two Teams, Game

11—FIU (10) vs. Lock Haven (1), 1984; East Stroudsburg (6) vs. West Va. Wesleyan (5), 1997.

Shots, Game

46—Loyola Maryland (1) vs. Rollins (0), 1976.

Corner Kicks, Game

19—Seattle Pacific (5) vs. Mo.-St. Louis (2), 1983; Seattle Pacific (0) vs. FIU (1), 1984.

Fouls, Game

58—Eastern Ill. (0) vs. Green Bay (1) (4 OT), 1977.

Goals Per Game, Tournament, (Minimum 2 Games)

5.50—Lynn (22 goals in 4 games), 2005.

Lowest Goals-Against Average, Tournament (Minimum 3 Games)

0.00—Alabama A&M, 3 games, 1979; Tampa, 3 games, 1981, Rockhurst, 3 games, 2011; Wingate, 5 games, 2016; Charleston (WV) (vs. West Va. Wesleyan, West Chester, LIU Post, Cal Poly Pomona, Lynn), 2017; Rockhurst (Maryville (MO), Ohio Valley, Northeastern St., Lynn), 2017.

ELITE 90 AWARD

Year	Name, School	GPA	Major
2009	Daniel St. Jacques, Le Moyne	3.810	Communications
2010	Vladimir Milosavljevic, Dowling	4.000	Finance & Accounting
2011	Harald Gracholski, Lynn	4.000	Business Administration
2012	Martin Wehlert, Lynn	4.000	Business Administration
2013	Brad Campion, Southern N.H.	3.968	History & Social Studies Education
2014	Conor Branson, Charleston (WV)	3.970	Sports Administration
2015	Conor Branson, Charleston (WV)	3.975	Sports Administration
2016	Abhinav Nath, Charleston (WV)	3.970	Sport Business
2017	Gianluca Bottoni, Rockhurst	3.890	Accounting
2018	Stefano Cammarota, Barry	3.918	Management & International Business
2019	Adam Burchell, Charleston (WV)	3.735	Business Administration
2020	N/A		
2021	Henrik Berg, Nova Southeastern	3.960	Management
2022	Roy Shohat, Barry	4.000	Exercise Physiology
2023	Kenshin Uneo, CSU Pueblo	4.000	Business Management
2024	Nicolai Gundersen, Charleston (WV)	4.000	Accounting

The Elite 90 is presented to the student-athlete with the highest cumulative grade-point average participating at the finals site for each of the NCAA's 90 championships.

WON-LOST-TIED RECORDS IN TOURNAMENT PLAY

[Note: No third-place game was played in 1972 and beginning again in 1982; non-advancing semifinalists are credited with a third-place finish in those years.]

Team (Years Participated)	Yrs	Won	Lost	Tied	Pct.	1st	2nd	3rd	4th
Adelphi (1972-73-74-75-2015-16-17-18-19-22)	10	17	8	1	.673	1	0	2	0
Akron (1972)	1	1	1	0	.500	0	0	0	0
Alabama Huntsville (1997)	1	0	1	0	.000	0	0	0	0
Alabama A&M (1977-78-79)	3	10	1	0	.909	2	1	0	0
UAlbany (1973)	1	0	1	0	.000	0	0	0	0
American Int'l (2021)	1	1	1	0	.500	0	0	0	0
Anderson (SC) (2009-10-11-13-18)	5	3	5	1	.389	0	0	0	0
Ashland (2001-03-08-09-10-18-22)	7	1	6	1	.188	0	0	0	0
Assumption (2019)	1	1	1	0	.500	0	0	0	0
AUM (2021-24)	2	1	2	1	.375	0	0	0	0
Azusa Pacific (2014-18-19-21)	4	1	4	0	.200	0	0	0	0
Babson (1973-74)	2	1	2	0	.333	0	0	0	0
Baltimore (1972-73-74-75-76)	5	10	5	0	.667	1	0	1	1
Barry (1985-98-99-2000-02-03-09-10-11-18-22-23)	12	13	11	3	.537	1	1	2	0
Barton (2014)	1	0	1	0	.000	0	0	0	0
Bellarmine (2019)	1	0	1	1	.000	0	0	0	0
Bentley (1975)	1	0	1	0	.000	0	0	0	0
Biola (2021-22)	2	0	2	0	.000	0	0	0	0
Bloomfield (2010)	1	0	1	0	.000	0	0	0	0
Bloomsburg (1978-2014-23-24)	4	1	4	0	.200	0	0	0	0
Bridgeport (1972-82-84-86-88-90-91-2007)	8	3	8	0	.273	0	0	1	0
Brockport (1972)	1	0	1	0	.000	0	0	0	0
Cal Poly* (1987-89-93)	3	0	3	0	.000	0	0	1	0
Cal Poly Pomona (1998-2015-16-17-18-19-21-22-23-24)	10	16	10	3	.603	0	1	2	0
Cal St. Dom. Hills (1982-2000-01-02-03-04-05-06-07-08-09-11-15-17-22-24)	16	20	12	2	.618	2	1	0	0
Cal St. East Bay (1974-75-76-82-83-84-88-89)	8	3	8	0	.273	0	0	1	0
Cal St. Fullerton (1972-73-74)	3	5	3	0	.625	0	1	0	0
Cal St. Monterey Bay (2023)	1	0	1	0	.000	0	0	0	0
Cal State LA (1981-92-94-2006-08-09-11-12-13-14-15-17-18-19-21-22-23-24)	18	19	14	10	.558	1	2	0	0
CSUSB (1991-2009-10-19)	4	2	4	0	.333	0	0	0	0
California (PA) (2004-08-11)	3	1	3	0	.250	0	0	0	0
California Baptist (2013-17)	2	1	2	0	.333	0	0	0	0
Carson-Newman (2003-04-05-06-07-08-09-13-15)	9	6	9	4	.421	0	1	0	0
Catawba (2004-05-06)	3	1	2	1	.375	0	0	0	0
Cedarville (2015-19-21)	3	2	2	2	.500	0	0	0	0
Central Ark. (2002-04-05)	3	3	3	0	.500	0	0	1	0
Chapman (1978-79-85)	3	0	3	0	.000	0	0	0	0
Charleston (WV) (1999-2009-10-12-14-15-16-17-18-19-21-22-23-24)	14	31	12	3	.707	2	4	2	0
Cheyney (1982)	1	0	1	0	.000	0	0	0	0
Chico St. (1972-76-77-78-80-81-86-92-2003-10-11-13-18-23)	14	15	12	2	.552	0	1	3	0
Chowan (2022-23)	2	0	1	2	.333	0	0	0	0
Christian Brothers (2000-11-14-22)	4	0	4	0	.000	0	0	0	0
Clayton St. (2000-01-04-05-07-10-23-24)	8	4	7	4	.400	0	0	0	0
Coker (2011-21-24)	3	1	3	0	.250	0	0	0	0
Colo. Sch. of Mines (2005-09-10-12-13-15-17-18-19-21-22)	11	5	11	2	.333	0	0	0	0
Colorado Mesa (2014-15-16-17-18-21)	6	3	6	1	.350	0	0	1	0
Concord (2024)	1	0	1	1	.250	0	0	0	0
Converse (2022-24)	2	0	0	2	.500	0	0	0	0
CSU Bakersfield (1990-94-95-96-97-2001-04)	7	5	5	2	.500	1	0	1	0
CSU Pueblo (2021-22-23-24)	4	11	4	1	.719	0	2	1	0
CSUN (1984-85-86-87-88-89)	6	7	6	0	.538	0	2	0	0
Davis & Elkins (1983-84-85-86-2012-17-21-22)	8	5	7	2	.429	0	0	2	0
Davenport (2021-24)	2	0	2	0	.000	0	0	0	0
Dist. Columbia (1974-2002-17-24)	4	4	4	0	.500	0	0	1	0
Dixie St. (2016)	1	0	1	0	.000	0	0	0	0
Dominican (NY) (2005-06-09-10)	4	0	4	0	.000	0	0	0	0
Dowling (1996-97-98-2000-01-03-04-05-06-07-08-10-13)	13	18	10	4	.625	1	1	3	0
Drury (2009-12-14-16)	4	4	3	1	.563	0	0	0	0
East Stroudsburg (1972-73-74-85-86-87-89-94-95-97-98-99-2000-01-02-03-06-07-08-17)	20	8	20	1	.293	0	0	1	0
Eastern Ill. (1972-73-74-75-77-78-79-80)	8	10	9	0	.526	0	1	1	1
Elizabethtown (1973)	1	1	1	0	.500	0	0	0	0

Team (Years Participated)	Yrs	Won	Lost	Tied	Pct.	1st	2nd	3rd	4th
Felician (2024)	1	1	1	1	.500	0	0	0	0
Findlay (2003-24)	2	2	2	2	.500	0	0	1	0
FIU (1977-78-79-80-82-83-84-85)	8	14	6	0	.700	2	2	0	0
Flagler (2009-10-11-12-13-24)	6	2	6	1	.278	0	0	0	0
Florida Tech (1987-88-89-90-91-92-93-94-2016-19-22-23)	12	13	9	3	.580	2	0	2	0
Fort Hays St. (2012-13-14-15-16-17-18-19-21)	9	6	7	3	.469	0	0	1	0
Fort Lewis (1997-98-99-2001-04-05-06-07-08-09-11-23)	12	22	9	2	.697	3	2	0	0
Francis Marion (2000-08-19-24)	4	2	3	2	.429	0	0	0	0
Franklin Pierce (1991-92-93-94-95-96-97-98-2003-04-05-06-07-08-09-10-11-12-16-19-21-22-23-24)	24	29	21	3	.576	3	1	2	0
Fresno Pacific (2015-18)	2	0	2	0	.000	0	0	0	0
Gannon (1984-85-86-88-89-90-93-2007-12-19-21-23-24)	13	9	13	0	.409	0	0	3	0
Grand Canyon (1992-95-96-98-2007-10-12)	7	6	6	1	.500	1	0	0	0
Green Bay (1975-76-77-78)	4	4	6	0	.400	0	0	0	2
Goldey-Beacom (2017)	1	1	1	0	.500	0	0	0	0
Hartford (1972-73-76-77-78-80-81)	7	0	7	0	.000	0	0	0	0
Hartwick (1972)	1	1	1	0	.500	0	0	0	0
Ill.-Chicago (1974)	1	0	1	0	.000	0	0	0	0
Ill. Springfield (2021-22-23)	3	1	2	2	.400	0	0	0	0
UIW (2002-03-04-05-06-08-11-12)	8	4	7	1	.375	0	0	0	0
James Madison (1972)	1	0	1	0	.000	0	0	0	0
Keene St. (1983-85-91)	3	1	3	0	.250	0	0	0	0
Lake Erie (2019-21-22-23)	4	3	4	2	.444	0	0	1	0
Lander (1996-2001-05-06-07-08-09-12-13-15-16-17-18-22)	14	9	10	6	.480	0	0	0	0
Le Moyne (1975-77-2005-07-08-09-15-16-18)	9	2	9	1	.208	0	0	1	0
Lee (2019)	1	0	0	1	.500	0	0	0	0
Lees-McRae (2007-08-09-10-11)	5	7	5	1	.577	0	1	0	0
Lenoir-Rhyne (2006-16-17-21-22-23)	6	2	3	3	.438	0	0	0	0
Lewis (2000-01-02-04-07-08-09-13-21-22-23-24)	12	10	8	7	.540	0	0	2	0
Limestone (2006-08-13-14-16-17-18-19-21-23-24)	11	7	11	1	.395	0	0	0	0
Lincoln Memorial (2006-07-17-23)	4	6	4	1	.591	0	1	1	0
Lindenwood (MO) (2013-16)	2	1	2	0	.333	0	0	0	0
LIU Post (1976-87-93-94-2006-11-12-13-14-15-16-17-18)	13	11	12	3	.481	0	0	0	0
Lock Haven (1973-80-81-83-84-86-87-88-92-2004-06-21)	12	8	11	0	.421	1	0	0	0
Loyola Maryland (1972-73-74-75-76-77-78)	7	7	6	0	.538	1	0	0	0
Lynn (1996-97-98-99-2001-03-05-06-07-08-09-11-12-14-16-17-18-19-23-24)	20	38	15	4	.702	4	3	3	0
MacMurray (1973)	1	0	1	0	.000	0	0	0	0
Marist (1978-80)	2	0	2	0	.000	0	0	0	0
Mars Hill (2011-12-24)	3	2	3	1	.417	0	0	0	0
Maryville (MO) (2017-18-19-21-22-23-24)	7	6	7	2	.467	0	0	0	0
McKendree (2019-23-24)	3	4	2	1	.643	0	0	1	0
Merchant Marine (1973)	1	0	1	0	.000	0	0	0	0
Mercy (1979-89-2018-19-22)	5	2	5	0	.286	0	0	0	0
Mercyhurst (1995-96-98-2000-01-02-03-06-09-10-11-12-13-14-16-22)	16	12	14	2	.464	0	0	4	0
Merrimack (2012-14-15-16-17)	5	5	5	0	.500	0	0	0	0
Midwestern St. (2019-21-22-23-24)	5	4	5	0	.444	0	0	0	0
Millersville (2008-09-11-13-15-18-19-21-23)	9	5	8	4	.412	0	0	1	0
Missouri S&T (2010)	1	1	1	0	.500	0	0	0	0
Mo.-St. Louis (1972-73-74-75-76-77-78-79-80-81-82-83-84-85-87-88-91)	17	17	18	0	.486	1	0	3	2
Molloy (2008-21)	2	0	2	0	.000	0	0	0	0
Montclair St. (1972)	1	0	1	0	.000	0	0	0	0
Montevallo (2004-06-07-08-10-11-12)	7	2	5	3	.350	0	0	1	0
MSU Denver (2000-06-07-08-11)	5	0	5	0	.000	0	0	0	0
MSU Texas (2002-03-06-07-08-09-10-11-13-14-15-16-17-18)	14	17	10	4	.613	0	0	2	0
Muhlenberg (1972-73)	2	1	2	0	.333	0	0	0	0
New Haven (1972-75-76-77-78-81-83-84-2024)	9	11	8	1	.575	0	1	2	0
Northeastern St. (2003-04-12-14-17-18)	6	2	5	1	.313	0	0	0	0
Northern Ky. (2006-07-08-09-10-11)	6	11	5	2	.667	1	0	1	0
Northwest Nazarene (2014-22)	2	3	2	1	.583	0	0	0	0
Northwood (2011-14-15)	3	1	3	0	.250	0	0	0	0
Notre Dame (OH) (2012-13-14-15-18-22-23)	7	2	7	0	.222	0	0	0	0
Notre Dame de Namur (2008-12)	2	0	2	0	.000	0	0	0	0
Nova Southeastern (2021)	1	4	1	0	.800	0	0	1	0
Nyack (2011)	1	0	1	0	.000	0	0	0	0
New York Tech (1985-2003-05-07-11-13-14)	7	4	6	2	.417	0	0	1	0
Oakland (1976-82-83-84-86-87-88-89-90-91-92-93-94-96)	14	17	13	1	.565	0	3	4	0
Ohio Dominican (2013-21)	2	0	2	0	.000	0	0	0	0
Ohio Valley (2017-18-19)	3	3	3	2	.500	0	0	0	0

Team (Years Participated)	Yrs	Won	Lost	Tied	Pct.	1st	2nd	3rd	4th
Old Dominion (1975)	1	1	1	0	.500	0	0	0	0
Palm Beach Atl. (2015-16-17-18-19-21)	6	4	5	1	.450	0	0	0	0
Pfeiffer (2014-15-16)	3	7	2	0	.778	1	0	0	0
Philadelphia U. (1972-2014)	2	0	2	0	.000	0	0	0	0
Point Loma (2017-23-24)	3	1	3	0	.250	0	0	0	0
Post (2012-13-18-19-21-22-23-24)	8	5	7	3	.433	0	0	0	0
Presbyterian (1995)	1	0	1	0	.000	0	0	0	0
Purdue Fort Wayne (1999)	1	1	1	0	.500	0	0	0	0
Purdue Northwest (2023)	1	0	1	0	.000	0	0	0	0
Queens (NC) (1999-2002-04-06-07-13-18-19)	8	2	7	3	.208	0	0	0	0
Queens (NY) (2022-23)	2	1	2	0	.333	0	0	0	0
Quincy (1998-2010-12-14-15-16)	6	3	4	2	.444	0	0	1	0
Randolph-Macon (1975-76)	2	0	2	0	.000	0	0	0	0
Regis (CO) (2010-12-13-16)	4	1	4	0	.200	0	0	0	0
Rockhurst (2002-03-05-08-11-12-13-15-16-17)	10	13	6	7	.635	0	0	4	0
Rogers St. (2024)	1	1	0	1	.750	0	0	0	0
Rollins (1973-76-78-79-81-82-2003-04-06-09-10-11-12-13-15-22)	16	11	15	2	.429	0	1	0	0
USC Aiken (2014)	1	0	1	0	.000	0	0	0	0
Saginaw Valley (2011-12-14-15-16-17-18-22-24)	9	8	7	4	.526	0	1	0	0
Saint Leo (2005-13-14-15)	4	0	3	2	.200	0	0	0	0
Saint Rose (2022)	1	0	1	0	.000	0	0	0	0
San Fran. St. (1972-77-78)	3	2	3	0	.400	0	0	0	0
Seattle (2004-06-07)	3	5	2	1	.688	1	0	0	0
Seattle Pacific (1972-73-74-75-76-77-78-79-80-81-83-84-85-86-87-88-90-91-92-93-94-95-96-97-98-99-2000-05-06-11-12-13-14-15-21)	35	42	26	6	.608	5	5	4	0
Shippensburg (2010-11)	2	0	2	0	.000	0	0	0	0
Simon Fraser (2012-13-14-16-17-18-23)	7	6	6	2	.500	0	0	2	0
SIUE (1972-97-2001-03-04-05-06-07)	8	12	7	2	.619	1	1	2	0
Slippery Rock (2005-08-09-13)	4	2	4	0	.333	0	0	0	0
Sonoma St. (1990-91-93-2002-05-07-08-09-10-16)	10	8	7	5	.525	1	1	0	0
South Fla. (1972)	1	1	1	0	.500	0	0	0	0
Southampton (1999)	1	1	1	0	.500	0	0	0	0
Southern Conn. St. (1976-77-78-79-80-81-82-83-85-86-87-88-89-90-92-93-94-95-96-97-98-99-2001-02-03-04-06-07-09-10-14-17)	32	44	24	7	.633	6	2	6	3
Southern Ind. (1982-2016-18)	3	0	3	1	.125	0	0	0	0
Southern Nazarene (2022-23-24)	3	0	3	0	.000	0	0	0	0
Southern N.H. (1986-87-88-89-90-92-95-97-98-99-2000-02-06-08-09-10-11-12-13-14-15-16-24)	23	21	17	6	.546	2	1	0	0
Spring Hill (2018)	1	0	1	0	.000	0	0	0	0
Springfield (1972-73-74)	3	5	3	0	.625	0	0	0	0
St. Anselm (2000-01)	2	0	2	0	.000	0	0	0	0
St. Edward's (1999-2014-15-16-17)	5	1	3	2	.333	0	0	0	0
St. Mary's (TX) (2019-22)	2	2	1	1	.625	0	0	0	0
St. Thomas Aquinas (2011)	1	1	1	0	.500	0	0	0	0
Stanislaus St. (2012-15)	2	1	1	1	.500	0	0	0	0
SUNY Oneonta (1972)	1	4	1	0	.800	0	1	0	0
Tampa (1980-81-82-83-84-86-87-88-89-90-91-92-93-94-95-96-97-2001-07-08-09-10-12-16-17-21-22)	27	29	23	2	.537	3	2	2	0
Tex. A&M Int'l (2019)	1	0	1	0	.000	0	0	0	0
Tiffin (2013-14-16-18-19-22-23-24)	8	1	6	2	.222	0	0	0	0
Truman St. (1990-93-95-97-98-99-2003-05-10)	9	5	8	1	.393	0	0	1	0
Tusculum (2004-05-07-08-16-18)	6	5	6	0	.455	0	0	0	0
UC-Colo. Springs (2023-24)	2	0	2	0	.000	0	0	0	0
UC Davis (1973-75-76-77-99)	5	2	5	0	.286	0	0	0	0
UC Riverside (1974-75)	2	0	2	0	.000	0	0	0	0
UC San Diego (2003-13-14-16-19)	5	3	4	2	.444	0	0	1	0
UCF (1982-83)	2	0	2	0	.000	0	0	0	0
UIndy (2013-15-17-19-21-22-23)	7	8	6	1	.567	0	0	2	0
UMass Lowell (2003-04-07-08-12)	5	6	5	1	.542	0	0	0	0
UMBC (1977)	1	0	1	0	.000	0	0	0	0
UNC Pembroke (2003-04-05-12)	4	3	1	3	.643	0	0	1	0
UNC Greensboro (1989-90)	2	2	2	0	.500	0	1	0	0
Upper Iowa (2015)	1	0	1	0	.000	0	0	0	0
Urbana (2015-16)	2	2	2	0	.500	0	0	0	0
USC Upstate (1991-92-93-94-95-97-98-2002-03-06)	10	9	8	2	.526	0	2	0	0
Washington-St. Louis (1973)	1	0	1	0	.000	0	0	0	0
West Ala. (2015-17)	2	1	2	0	.333	0	0	0	0
West Chester (2002-16-17-18-19-23)	6	5	5	1	.500	0	1	0	0

Team (Years Participated)	Yrs	Won	Lost	Tied	Pct.	1st	2nd	3rd	4th
West Florida (1998-2006-07-08-10-13-19-21-22-23-24)	11	4	8	5	.382	0	0	1	0
West Tex. A&M (1997-2000-01-07-09-18-21-22)	8	7	8	1	.469	0	0	0	0
West Va. Wesleyan (1996-97-99-2010-17)	5	2	5	0	.286	0	0	0	0
Western Ill. (1973-74-75-76-77-79)	6	2	6	0	.250	0	0	0	0
Western Ore. (2024)	1	1	1	0	.500	0	0	0	0
Western Wash. (2016-19)	2	1	2	0	.333	0	0	0	0
Westfield St. (1973)	1	0	1	0	.000	0	0	0	0
Westmont (1973-2024)	2	1	2	0	.333	0	0	0	0
Wheeling Jesuit (2000)	1	1	1	0	.500	0	0	0	0
Wilmington (DE) (2009-13-15-18-19-21)	6	3	6	0	.333	0	0	0	0
Wingate (1999-2007-09-10-12-14-15-16-17-19-22-23)	12	12	10	4	.538	1	0	0	0
Wis.-Parkside (1994-2000-06-19-21-22-23)	7	2	7	2	.273	0	0	0	0
WPI (1974)	1	0	1	0	.000	0	0	0	0
Young Harris (2014-15-17-18-19-21)	6	8	6	0	.571	0	0	0	0

**Participation in the tournament vacated: Binghamton 1973; Cal Poly 1991.*

ALL-TIME RESULTS

**Advanced on penalty kicks*

***Declared champion on basis of penalty kicks*

1972

First Round
Bridgeport 1, New Haven 0
Springfield 2, Hartford 1 (2 OT)
Hartwick 2, Brockport 1 (2 OT)
SUNY Oneonta 6, Adelphi 0
East Stroudsburg 2, Montclair St. 1 (OT)
Muhlenberg 5, Philadelphia U. 4
South Fla. 1, James Madison 0 (OT)
Baltimore 7, Loyola Maryland 1

Second Round
Springfield 1, Bridgeport 0
SUNY Oneonta 3, Hartwick 0
Cal St. Fullerton 6, San Fran. St. 1
Chico St. 3, Seattle Pacific 2
SIUE 3, Eastern Ill. 0
Akron 4, Mo.-St. Louis 2
East Stroudsburg 4, Muhlenberg 0
Baltimore 1, South Fla. 0

Quarterfinals
SUNY Oneonta 2, Springfield 1
Chico St. 1, Cal St. Fullerton 0
SIUE 3, Akron 2
Baltimore 3, East Stroudsburg 0

Semifinals
SUNY Oneonta 6, Chico St. 0
SIUE 4, Baltimore 1

Championship
SIUE 1, SUNY Oneonta 0

1973

First Round
Springfield 2, Westfield St. 0
Babson 2, Hartford 1 (OT)
Adelphi 4, Merchant Marine 0
#Binghamton 2, UAlbany 1 (2 OT)
Baltimore 3, Washington-St. Louis 1
Loyola Maryland 3, Rollins 0
East Stroudsburg 2, Lock Haven 0
Elizabethtown 4, Muhlenberg 1

Second Round
Springfield 4, Babson 0
Adelphi 3, #Binghamton 0
Mo.-St. Louis 3, Western Ill. 1
Eastern Ill. 2, MacMurray 0
Baltimore 6, Loyola Maryland 1
East Stroudsburg 1, Elizabethtown 0 (2 OT)
Cal St. Fullerton 3, UC Davis 1
Westmont 3, Seattle Pacific 1

Quarterfinals
Adelphi 1, Springfield 0
Mo.-St. Louis 2, Eastern Ill. 1
Baltimore 6, East Stroudsburg 3
Cal St. Fullerton 1, Westmont 0

Semifinals
Mo.-St. Louis 1, Adelphi 0
Cal St. Fullerton 1, Baltimore 0

Third Place
Adelphi 1, Baltimore 0

Championship
Mo.-St. Louis 3, Cal St. Fullerton 0

#Binghamton's participation in 1973 tournament vacated

1974

First Round
Adelphi 3, Babson 0
Springfield 5, WPI 0
Loyola Maryland 2, East Stroudsburg 0
Dist. Columbia 5, Baltimore 3
Eastern Ill. 2, Ill.-Chicago 0
Western Ill. 2, Mo.-St. Louis 1
Cal St. Fullerton 3, UC Riverside 1
Seattle Pacific 3, Cal St. East Bay 2

Quarterfinals
Adelphi 1, Springfield 0
Dist. Columbia 3, Loyola Maryland 2
Eastern Ill. 2, Western Ill. 1
Seattle Pacific 2, Cal St. Fullerton 1

Semifinals
Adelphi 3, Dist. Columbia 0
Seattle Pacific 3, Eastern Ill. 2 (4 OT)

Third Place
Dist. Columbia 5, Eastern Ill. 3

Championship
Adelphi 3, Seattle Pacific 2

1975

First Round
Adelphi 2, Bentley 1
Le Moyne 3, New Haven 0
Cal St. East Bay 4, UC Riverside 0
Seattle Pacific 2, UC Davis 1
Green Bay 3, Eastern Ill. 2 (OT)
Mo.-Saint Louis 1, Western Ill. 0
Baltimore 3, Randolph-Macon 0
Old Dominion 1, Loyola Maryland 0

Quarterfinals
Adelphi 6, Le Moyne 0
Seattle Pacific 2, Cal St. East Bay 1
Green Bay 2, Mo.-Saint Louis 1
Baltimore 1, Old Dominion 0

Semifinals
Seattle Pacific 1, Adelphi 0
Baltimore 5, Green Bay 2

Third Place
Adelphi 9, Green Bay 1

Championship
Baltimore 3, Seattle Pacific 1

1976

First Round
Southern Conn. St. 4, Hartford 1
New Haven 4, LIU Post 0
Mo.-St. Louis 5, Oakland 1
Western Ill. 2, Green Bay 0
UC Davis 1, Cal St. East Bay 0
Chico St. 3, Seattle Pacific 2 (4 OT)
Loyola Maryland 5, Randolph-Macon 2
Rollins 2, Baltimore 0

Quarterfinals
New Haven 1, Southern Conn. St. 0 (4 OT)
Mo.-St. Louis 2, Western Ill. 1 (OT)
Chico St. 2, UC Davis 1 (2 OT)
Loyola Maryland 1, Rollins 0

Semifinals
New Haven 2, Mo.-Saint Louis 1 (2 OT)
Loyola Maryland 3, Chico St. 2

Third Place
Chico St. 3, Mo.-St. Louis 2 (2 OT, PK)

Championship
Loyola Maryland 2, New Haven 0

1977

First Round
New Haven 3, Hartford 0
Southern Conn. St. 3, Le Moyne 0
Alabama A&M 2, Loyola Maryland 1 (OT)
FIU 2, UMBC 1
Eastern Ill. 1, Mo.-St. Louis 0
Green Bay 1, Western Ill. 0
San Fran. St. 2, Chico St. 1 (3 OT)
Seattle Pacific 2, UC Davis 1

Quarterfinals
New Haven 1, Southern Conn. St. 0
Alabama A&M 4, FIU 0
Green Bay 1, Eastern Ill. 0 (4 OT, PK)
Seattle Pacific 2, San Fran. St. 1

Semifinals
Alabama A&M 2, New Haven 0
Seattle Pacific 2, Green Bay 1 (3 OT)

Third Place
New Haven 3, Green Bay 2 (2 OT, PK)

Championship
Alabama A&M 2, Seattle Pacific 1

1978

First Round
Southern Conn. St. 2, Marist 0
New Haven 3, Hartford 1
Seattle Pacific 2, Chapman 0
San Fran. St. 2, Chico St. 1 (3 OT)
Eastern Ill. 2, Green Bay 1
Mo.-St. Louis 1, Bloomsburg 0
Alabama A&M 6, FIU 0
Loyola Maryland 2, Rollins 1

Quarterfinals
Southern Conn. St. 3, New Haven 1
Seattle Pacific 2, San Fran. St. 1
Eastern Ill. 1, Mo.-St. Louis 0
Alabama A&M 4, Loyola Maryland 0

Semifinals
Seattle Pacific 1, Southern Conn. St. 0 (3 OT)
Alabama A&M 5, Eastern Ill. 0

Third Place
Eastern Ill. 2, Southern Conn. St. 1

Championship
Seattle Pacific 1, Alabama A&M 0 (3 OT)

1979

First Round
Eastern Ill. 3, Western Ill. 1
FIU 4, Rollins 1

Quarterfinals
Southern Conn. St. 2, Mercy 1
Eastern Ill. 3, Mo.-St. Louis 0
Seattle Pacific 3, Chapman 0
Alabama A&M 3, FIU 0

Semifinals
Eastern Ill. 1, Southern Conn. St. 0
Alabama A&M 1, Seattle Pacific 0 (OT)

Third Place
Seattle Pacific 1, Southern Conn. St. 0 (2 OT)

Championship
Alabama A&M 2, Eastern Ill. 0

1980

First Round
Southern Conn. St. 4, Marist 1
Lock Haven 3, Eastern Ill. 1

Quarterfinals
Southern Conn. St. 2, Hartford 1 (2 OT)
FIU 1, Tampa 0
Chico St. 3, Seattle Pacific 2 (3 OT)
Lock Haven 2, Mo.-St. Louis 1

Semifinals
FIU 3, Southern Conn. St. 1
Lock Haven 1, Chico St. 0

Third Place
Chico St. 2, Southern Conn. St. 1 (OT, PK)

Championship
Lock Haven 1, FIU 0 (OT)

1981

First Round
Chico St. 3, Seattle Pacific 2
New Haven 2, Hartford 1 (OT)

Second Round
Mo.-St. Louis 1, Lock Haven 0
Tampa 1, Rollins 0
Cal State LA 2, Chico St. 1
Southern Conn. St. 1, New Haven 0

Semifinals
Tampa 2, Mo.-St. Louis 0
Cal State LA 3, Southern Conn. St. 0

Third Place
Southern Conn. St. 3, Mo.-St. Louis 1

Championship
Tampa 1, Cal State LA 0 (OT)

1982

First Round
Mo.-St. Louis 2, Cal St. East Bay 0
Oakland 2, Cheyney 0
Tampa 5, UCF 1
FIU 3, Rollins 2 (2 OT, PK)

Second Round
Mo.-St. Louis 2, Cal St. Dom. Hills 0
Southern Conn. St. 4, Bridgeport 1
Oakland 1, Southern Ind. 0
FIU 4, Tampa 1

Semifinals
Southern Conn. St. 2, Mo.-St. Louis 1
FIU 3, Oakland 2 (OT)

Championship
FIU 2, Southern Conn. St. 1

1983

First Round
Mo.-St. Louis 1, Cal St. East Bay 0 (2 OT, PK)
New Haven 2, Keene St. 1
FIU 4, UCF 1
Tampa 2, Davis & Elkins 1 (2 OT, PK)

Second Round
Seattle Pacific 5, Mo.-St. Louis 2
Oakland 4, Lock Haven 1
Southern Conn. St. 1, New Haven 0
Tampa 3, FIU 2 (2 OT, PK)

Semifinals
Seattle Pacific 1, Oakland 0
Tampa 2, Southern Conn. St. 1

Championship
Seattle Pacific 1, Tampa 0

1984

First Round
New Haven 2, Bridgeport 1
Seattle Pacific 1, Oakland 0 (2 OT, PK)
CSUN 4, Cal St. East Bay 3
Lock Haven 2, Gannon 0

Second Round
New Haven 1, Tampa 0
Seattle Pacific 2, Davis & Elkins 1 (2 OT, PK)
Mo.-Saint Louis 2, CSUN 1 (2 OT)
FIU 10, Lock Haven 1

Semifinals
FIU 3, New Haven 2 (2 OT)
Seattle Pacific 2, Mo.-St. Louis 1 (2 OT, PK)

Championship
FIU 1, Seattle Pacific 0 (OT)

1985

First Round
New York Tech 3, Keene St. 0
Mo.-St. Louis 2, Barry 0
Davis & Elkins 4, East Stroudsburg 0
CSUN 3, Chapman 0

Second Round
New York Tech 3, Southern Conn. St. 1
FIU 1, Mo.-St. Louis 0
Davis & Elkins 2, Gannon 1
Seattle Pacific 3, CSUN 2

Semifinals
FIU 4, New York Tech 1
Seattle Pacific 2, Davis & Elkins 1

Championship
Seattle Pacific 3, FIU 2

1986

First Round
Southern Conn. St. 1, Southern N.H. 0
Seattle Pacific 1, Chico St. 0 (2 OT, PK)
Tampa 1, East Stroudsburg 0
Oakland 1, Lock Haven 0 (2 OT)

Second Round
Bridgeport 2, Southern Conn. St. 0
Seattle Pacific 2, CSUN 1
Davis & Elkins 3, Tampa 1
Oakland 2, Gannon 1

Semifinals
Seattle Pacific 2, Bridgeport 1
Oakland 1, Davis & Elkins 0

Championship
Seattle Pacific 4, Oakland 1

1987

First Round
LIU Post 1, Southern N.H. 0
Mo.-Saint Louis 2, Oakland 1
Lock Haven 2, East Stroudsburg 1
Seattle Pacific 2, Cal Poly 1

Second Round
Southern Conn. St. 3, LIU Post 2
Mo.-St. Louis 1, Lock Haven 0
Tampa 2, Florida Tech 1
CSUN 1, Seattle Pacific 0

Semifinals
Southern Conn. St. 1, Mo.-St. Louis 0
CSUN 3, Tampa 0

Championship
Southern Conn. St. 2, CSUN 0

1988

First Round
Southern Conn. St. 2, Bridgeport 0
Gannon 3, Tampa 1
Mo.-St. Louis 1, Lock Haven 0
CSUN 2, Cal St. East Bay 1

Second Round
Southern Conn. St. 1, Southern N.H. 0
Florida Tech 1, Gannon 0
Oakland 3, Mo.-St. Louis 0
CSUN 3, Seattle Pacific 2 (2 OT)

Semifinals
Florida Tech 1, Southern Conn. St. 0
CSUN 3, Oakland 1 (2 OT)

Championship
Florida Tech 3, CSUN 2

1989

First Round
Mercy 3, Southern Conn. St. 2 (2 OT, PK)
Cal St. East Bay 2, Cal Poly 1
Tampa 2, Florida Tech 0 (2 OT)
Gannon 2, Oakland 1 (2 OT)

Second Round
Southern N.H. 3, Mercy 2
Cal St. East Bay 4, CSUN 1
UNC Greensboro 2, Tampa 1
Gannon 1, East Stroudsburg 0

Semifinals
Southern N.H. 2, Cal St. East Bay 0
UNC Greensboro 4, Gannon 2

Championship
Southern N.H. 3, UNC Greensboro 1

1990

First Round
Bridgeport 1, Southern N.H. 0
Oakland 2, Truman St. 1 (2 OT, PK)
Florida Tech 1, Tampa 0
Sonoma St. 3, CSU Bakersfield 2 (2 OT)

Second Round
Southern Conn. St. 2, Bridgeport 1 (2 OT)
Gannon 2, Oakland 1
Florida Tech 2, UNC Greensboro 1
Seattle Pacific 1, Sonoma St. 0

Semifinals
Southern Conn. St. 1, Gannon 0
Seattle Pacific 2, Florida Tech 1

Championship
Southern Conn. St. 1, Seattle Pacific 0 (4 OT, PK)

1991

First Round
Sonoma St.* 2, Oakland 2 (4 OT)
#Cal Poly 1, CSUSB 0
Tampa 2, USC Upstate 1
Keene St. 2, Bridgeport 0

Second Round
Sonoma St. 3, Mo.-St. Louis 1
#Cal Poly* 3, Seattle Pacific 3 (4 OT)
Florida Tech 2, Tampa 1
Franklin Pierce 2, Keene St. 1

Semifinals
Sonoma St.* 1, #Cal Poly 1 (2 OT)
Florida Tech 2, Franklin Pierce 1

Championship
Florida Tech 5, Sonoma St. 1

#Cal Poly's participation in 1991 tournament vacated

1992

First Round
Florida Tech 4, USC Upstate 0
Oakland 3, Chico St. 1
Southern N.H. 5, Franklin Pierce 4 (2 OT)
Cal State LA 3, Grand Canyon 2

Second Round
Tampa 2, Florida Tech 1 (2 OT)
Oakland 2, Lock Haven 0
Southern Conn. St. 3, Southern N.H. 1 (2 OT)
Seattle Pacific 1, Cal State LA 0

Semifinals
Tampa 3, Oakland 1
Southern Conn. St.* 1, Seattle Pacific 1 (2 OT)

Championship
Southern Conn. St. 1, Tampa 0

1993

First Round
Sonoma St. 2, Cal Poly 0
USC Upstate 4, Tampa 0
Oakland 2, Truman St. 0
LIU Post 4, Franklin Pierce 1

Second Round
Seattle Pacific 4, Sonoma St. 0
Florida Tech 3, USC Upstate 2 (2 OT)
Gannon 3, Oakland 2 (2 OT)
Southern Conn. St.* 1, LIU Post 1 (4 OT)

Semifinals
Seattle Pacific* 5, Florida Tech 5 (4 OT)
Southern Conn. St. 2, Gannon 0

Championship
Seattle Pacific 1, Southern Conn. St. 0

1994

First Round
Seattle Pacific 7, Cal State LA 0
Oakland 2, East Stroudsburg 1 (2 OT)
Franklin Pierce 5, LIU Post 4 (3 OT)
Tampa 3, Florida Tech 1 (2 OT)

Second Round
Seattle Pacific* 2, CSU Bakersfield 2 (4 OT)
Oakland 2, Wis.-Parkside 0
Southern Conn. St. 3, Franklin Pierce 1
Tampa 3, USC Upstate 0

Semifinals
Oakland 6, Seattle Pacific 4 (2 OT)
Tampa* 0, Southern Conn. St. 0 (4 OT)

Championship
Tampa 3, Oakland 0

1995

First Round
USC Upstate 2, Presbyterian 0
Mercyhurst 2, East Stroudsburg 0
Southern Conn. St. 1, Southern N.H. 0
Grand Canyon 1, Seattle Pacific 0

Second Round
USC Upstate 1, Tampa 0
Mercyhurst 1, Truman St. 0
Southern Conn. St. 4, Franklin Pierce 3 (2 OT)
CSU Bakersfield 5, Grand Canyon 1 (2 OT)

Semifinals
USC Upstate 3, Mercyhurst 2 (3 OT)
Southern Conn. St. 2, CSU Bakersfield 1 (3 OT)

Championship
Southern Conn. St. 2, USC Upstate 0

1996

First Round
Tampa 1, Lander 0
Seattle Pacific 2, CSU Bakersfield 0
Dowling 3, Franklin Pierce 2 (2 OT)
Oakland 2, West Va. Wesleyan 0

Second Round
Lynn 5, Tampa 3
Grand Canyon 2, Seattle Pacific 1 (4 OT)
Southern Conn. St. 3, Dowling 0
Oakland 1, Mercyhurst 0

Semifinals
Grand Canyon 1, Lynn 0
Oakland 1, Southern Conn. St. 0

Championship
Grand Canyon 3, Oakland 1

1997

First Round
Truman St. 2, SIUE 1
East Stroudsburg 6, West Va. Wesleyan 5 (2 OT)
CSU Bakersfield 3, West Tex. A&M 2 (4 OT)
Seattle Pacific 4, Fort Lewis 1
Lynn 1, Tampa 0 (3 OT)
USC Upstate 3, Alabama Huntsville 2 (2 OT)
Southern Conn. St. 2, Dowling 1
Southern N.H. 2, Franklin Pierce 0

Second Round
Truman St. 1, East Stroudsburg 0
CSU Bakersfield 4, Seattle Pacific 3 (4 OT)
Lynn 3, USC Upstate 1
Southern Conn. St. 1, Southern N.H. 0

Semifinals
CSU Bakersfield 2, Truman St. 0
Lynn 1, Southern Conn. St. 0

Championship
CSU Bakersfield 1, Lynn 0

1998

First Round
Lynn 3, Barry 0
USC Upstate 3, West Fla. 1
Truman St. 3, Quincy 2 (2 OT)
Mercyhurst 1, East Stroudsburg 0
Southern Conn. St. 4, Dowling 0
Southern N.H. 4, Franklin Pierce 1
Seattle Pacific 4, Fort Lewis 3
Grand Canyon 3, Cal Poly Pomona 1

Quarterfinals
USC Upstate 2, Lynn 1 (2 OT)
Mercyhurst 1, Truman St. 0
Southern Conn. St. 4, Southern N.H. 2
Seattle Pacific 2, Grand Canyon 1 (3 OT)

Semifinals
USC Upstate 2, Mercyhurst 0
Southern Conn. St. 3, Seattle Pacific 0

Championship
Southern Conn. St. 1, USC Upstate 0

1999

First Round
Southern Conn. St. 2, Southern N.H. 0
Southampton 2, East Stroudsburg 1 (3 OT)
Purdue Fort Wayne 3, Truman St. 2 (OT)
Charleston (WV) 3, West Va. Wesleyan 1
Barry 1, Lynn 0 (OT)
Queens (NC) 2, Wingate 0
Fort Lewis* 1, St. Edward's 1 (4 OT)
UC Davis 1, Seattle Pacific 0

Quarterfinals
Southern Conn. St. 3, Southampton 2 (4 OT)
Charleston (WV) 5, Purdue Fort Wayne 0
Barry 2, Queens (NC) 1
Fort Lewis 2, UC Davis 1

Semifinals
Southern Conn. St. 1, Charleston (WV) 0
Fort Lewis 2, Barry 0

Championship
Southern Conn. St. 2, Fort Lewis 1 (2 OT)

2000

First Round
Southern N.H. 1, St. Anselm 0
East Stroudsburg* 1, Dowling 1 (4 OT)
Francis Marion* 1, Clayton St. 1 (4 OT)
Barry 4, Christian Brothers 0
Lewis 1, Wis.-Parkside 0
Wheeling Jesuit 3, Mercyhurst 2
West Tex. A&M 1, MSU Denver 0
Cal St. Dom. Hills 4, Seattle Pacific 0

Quarterfinals
East Stroudsburg 4, Southern N.H. 2
Barry 3, Francis Marion 0
Lewis 1, Wheeling Jesuit 0
Cal St. Dom. Hills 2, West Tex. A&M 0

Semifinals
Barry 2, East Stroudsburg 1
Cal St. Dom. Hills 1, Lewis 0

Championship
Cal St. Dom. Hills 2, Barry 1 (4 OT)

2001

First Round
West Tex. A&M 4, Fort Lewis 0
Cal St. Dom. Hills 1, CSU Bakersfield 0
Southern Conn. St. 1, St. Anselm 0
Dowling 2, East Stroudsburg 0
Tampa 2, Lynn 1
Lander 2, Clayton St. 1 (2 OT)
SIUE 2, Lewis 0
Ashland 2, Mercyhurst 1

Quarterfinals
Cal St. Dom. Hills 2, West Tex. A&M 0
Dowling 2, Southern Conn. St. 1 (3 OT)
Tampa 2, Lander 1
SIUE 1, Ashland 0

Semifinals
Cal St. Dom Hills 1, Dowling 0 (OT)
Tampa 2, SIUE 1 (OT)

Championship
Tampa 2, Cal St. Dom. Hills 1.

2002

First Round
Sonoma St. 3, Cal St. Dom. Hills 2 (2 OT)
Midwestern St. 3, UIW 2
USC Upstate 1, Queens (NC) 0
Central Ark. 2, Barry 1 (2 OT)
East Stroudsburg* 1, West Chester 1 (2 OT, PK)
Southern N.H. 1, Southern Conn. St. 0
Mercyhurst 6, Dist. Columbia 0
Rockhurst 2, Lewis 1

Quarterfinals
Sonoma St. 3, Midwestern St. 0
Central Ark. 3, USC Upstate 0
Southern N.H. 5, East Stroudsburg 3
Mercyhurst 2, Rockhurst 0

Semifinals
Sonoma St. 2, Central Ark. 1 (2 OT)
Southern N.H. 2, Mercyhurst 1

Championship
Sonoma St. 4, Southern N.H. 3

2003

First Round
SIUE* 1, Rockhurst 1 (2 OT, PK)
Findlay* 1, Ashland 1 (2 OT, PK)
Chico St. 2, UC San Diego 0
Midwestern St. 2, Northeastern St. 0
Carson-Newman* 1, UNC Pembroke 1 (2 OT, PK)
Rollins 2, Barry 1
UMass Lowell 3, Franklin Pierce 0
East Stroudsburg 2, New York Tech 1

Second Round
Truman St. 5, SIUE 2
Findlay* 0, Mercyhurst 0 (2 OT, PK)
Chico St. 2, Cal St. Dom. Hills 1
Midwestern St. 1, UIW 0
Carson-Newman* 1, USC Upstate 1 (2 OT, PK)
Lynn 2, Rollins 1
UMass Lowell 1, Southern Conn. St. 0
Dowling 2, East Stroudsburg 0

Quarterfinals
Findlay 2, Truman St. 1
Chico St. 3, Midwestern St. 1
Lynn 3, Carson-Newman 0
Dowling 2, UMass Lowell 0

Semifinals
Chico St. 2, Findlay 0
Lynn 3, Dowling 2

Championship
Lynn 2, Chico St. 1

2004

First Round
Wis.-Parkside* 0, Lewis 0 (2 OT, PK)
Tusculum 5, Catawba 4 (OT)
Rollins 1, Montevallo 0 (OT)
Clayton St.* 0, Queens (NC) 0 (2 OT, PK)
CSU Bakersfield* 0, Cal St. Dom. Hills 0 (2 OT, PK)
Fort Lewis 2, Northeastern St. 1
Franklin Pierce 3, UMass Lowell 0
Lock Haven 2, California (PA) 1 (2 OT)

Second Round
SIUE 3, Wis.-Parkside 1
Tusculum 3, Carson-Newman 0
Central Ark. 2, Rollins 1
UNC Pembroke 2, Clayton St. 0
Seattle 3, CSU Bakersfield 0
UIW 2, Fort Lewis 0
Franklin Pierce* 2, Southern Conn. St. 2 (2 OT, PK)
Dowling 4, Lock Haven 0

Quarterfinals
SIUE 3, Tusculum 2
UNC Pembroke 1, Central Ark. 0
Seattle 1, UIW 0
Dowling 1, Franklin Pierce 0

Semifinals
SIUE 4, UNC Pembroke 1
Seattle 2, Dowling 1 (OT)

Championship
Seattle 2, SIUE 1

2005

First Round
Lander* 1, UNC Pembroke 1 (2 OT, PK)
Lynn 7, Central Ark. 1
Seattle Pacific 2, Sonoma St. 0
Colo. Sch. of Mines* 1, UIW 1 (2 OT, PK)
Catawba 2, Tusculum 1
Truman St. 1, Rockhurst 0
Franklin Pierce 5, Le Moyne 0
New York Tech 1, Slippery Rock 0

Second Round
Lander 1, Clayton St. 0
Lynn 3, Saint Leo 1
Cal St. Dom. Hills 2, Seattle Pacific 1 (OT)
Fort Lewis 1, Colo. Sch. of Mines 0
Carson-Newman* 2, Catawba 2 (2 OT, PK)
SIUE* 0, Truman St. 0 (2 OT, PK)
Franklin Pierce 1, Dominican (NY) 0 (OT)
New York Tech* 2, Dowling 2 (2 OT, PK)

Quarterfinals
Lynn 8, Lander 0
Fort Lewis 3, Cal St. Dom. Hills 2
SIUE 1, Carson-Newman 0
Franklin Pierce* 1, New York Tech 1 (2 OT, PK)

Semifinals
Fort Lewis 6, Lynn 4
Franklin Pierce 1, SIUE 0

Championship
Fort Lewis 3, Franklin Pierce 1

2006

First Round
Lenoir-Rhyne 3, Catawba 2
Lincoln Memorial 1, Carson-Newman 0 (OT)
SIUE 6, Mercyhurst 1
Northern Ky. 4, Wis.-Parkside 0
Seattle 2, Cal St. Dom. Hills 1 (OT)
Cal State LA 2, Seattle Pacific 1
Fort Lewis 3, MSU Denver 0
Midwestern St. 2, UIW 0
Queens (NC)* 0, Lander 0 (2 OT, PK)
Limestone* 0, USC Upstate 0 (2 OT, PK)
West Florida* 2, Montevallo 2 (2 OT, PK)
Lynn 3, Rollins 0
Franklin Pierce 1, Southern N.H. 0
Southern Conn. St. 2, Dominican (NY) 1
Dowling 3, LIU Post 0
Lock Haven 2, East Stroudsburg 1 (OT)

Second Round
Lincoln Memorial* 1, Lenoir-Rhyne 1 (2 OT, PK)
Northern Ky. 3, SIUE 2 (OT)
Seattle* 3, Cal State LA 3 (2 OT, PK)
Fort Lewis* 1, Midwestern St. 1 (2 OT, PK)
Queens (NC) 2, Limestone 1
West Florida 2, Lynn 1
Southern Conn. St. 2, Franklin Pierce 1
Dowling 4, Lock Haven 0

Quarterfinals
Lincoln Memorial 2, Northern Ky. 1
Fort Lewis 5, Seattle 2
West Florida 2, Queens (NC) 0
Dowling 2, Southern Conn. St. 1 (OT)

Semifinals
Fort Lewis 4, Lincoln Memorial 2
Dowling* 3, West Florida 3 (2 OT, PK)

Championship
Dowling 1, Fort Lewis 0

2007

First Round
Lincoln Memorial 2, Wingate 1
Carson-Newman 3, Tusculum 1
Northern Ky. 5, Gannon 2
SIUE 2, Lewis 1
Lees-McRae 3, Queens (NC) 0
Lander 1, Clayton St. 0
Montevallo 2, West Florida 1
Tampa 2, Lynn 1
Cal St. Dom. Hills 1, Grand Canyon 0
Sonoma St. 2, Seattle 0
West Tex. A&M 2, Fort Lewis 1
Midwestern St. 8, MSU Denver 1
New York Tech 2, East Stroudsburg 0
Dowling 2, Bridgeport 0
Franklin Pierce 5, Le Moyne 0
UMass Lowell* 1, Southern Conn. St. 1 (2 OT, PK)

Second Round
Lincoln Memorial 2, Carson-Newman 1
Northern Ky. 1, SIUE 0
Lees-McRae 1, Lander 0
Montevallo* 1, Tampa 1 (2 OT, PK)
Sonoma St.* 1, Cal St. Dom. Hills 1 (2 OT, PK)
Midwestern St. 1, West Tex. A&M 0
Dowling 4, New York Tech 0
Franklin Pierce 3, UMass Lowell 1

Quarterfinals
Lincoln Memorial 2, Northern Ky. 1
Montevallo 2, Lees-McRae 0
Midwestern St.* 2, Sonoma St. 2 (2 OT, PK)
Franklin Pierce 2, Dowling 1

Semifinals
Lincoln Memorial 1, Montevallo 0 (2 OT)
Franklin Pierce* 0, Midwestern St. 0 (2 OT, PK)

Championship
Franklin Pierce 1, Lincoln Memorial 0

2008

Opening Round
Francis Marion 4, Carson Newman 3 (OT)
Limestone 2, Lander 1

First Round
Cal St. Dom. Hills 3, Notre Dame de Namur 0
Cal State LA* 1, Sonoma St. 1 (2 OT, PK)
Fort Lewis 1, MSU Denver 0
Midwestern St. 2, UIW 1 (2 OT)
Lynn 5, West Florida 2
Tampa 1, Montevallo 0
Tusculum 3, Francis Marion 1
Lees-McRae 2, Limestone 1
Lewis* 0, Rockhurst 0 (2 OT, PK)
Northern Ky. 3, Ashland 2
Millersville 3, California (PA) 0
Slippery Rock 1, East Stroudsburg 0 (OT)
UMass Lowell 3, Molloy 2
Franklin Pierce 1, Le Moyne 0 (2 OT)

Second Round
Cal St. Dom. Hills 4, Cal State LA 0
Midwestern St. 5. Fort Lewis 0
Tampa 3, Lynn 2
Tusculum 2, Lees-McRae 0
Northern Ky.* 0, Lewis 0 (2 OT, PK)
Millersville 3, Slippery Rock 0
UMass Lowell 2, Southern N.H. 1
Dowling 3, Franklin Pierce 1

Quarterfinals
Cal St. Dom. Hills 2, Midwestern 1
Tampa 3, Tusculum 2 (2 OT)
Northern Ky.* 0, Millersville 0 (2 OT, PK)
Dowling 1, UMass Lowell 0 (2 OT)

Semifinals
Cal St. Dom. Hills 3, Tampa 2 (OT)
Dowling 2, Northern Ky. 1 (OT)

Championship
Cal St. Dom. Hills 3, Dowling 0

2009

Opening Round
Wingate 4, Flagler 0
Carson-Newman 2, Lander, 0

First Round
Franklin Pierce 2, Dominican (NY) 1
Southern N.H.* 0, Southern Conn. St. 0 (2 OT, PK)
Cal State LA 5, CSUSB 3
Cal St. Dom. Hills 3, Sonoma St. 0
Fort Lewis 3, Colo. Sch. of Mines 0
West Tex. A&M 3, Midwestern St. 0
Rollins 1, Barry 0 (OT)
Tampa 3, Lynn 1
Lees-McRae 6, Wingate 3
Anderson (SC) 2, Carson-Newman 1
Drury 1, Northern Ky. 0
Lewis 2, Ashland 1 (OT)
Slippery Rock 3, Mercyhurst 2 (2 OT)
Charleston (WV) 2, Millersville 0

Second Round
Le Moyne 1, Franklin Pierce 0
Southern N.H. 1, Wilmington (DE) 0
Cal St. Dom. Hills 1, Cal State LA 0
Fort Lewis 3, West Tex. A&M 1
Tampa 2, Rollins 1
Lees-McRae 3, Anderson (SC) 2 (OT)
Lewis 1, Drury 0
Charleston (WV) 3, Slippery Rock 2

Quarterfinals
Le Moyne* 1, Southern N.H. 1 (2 OT, PK)
Fort Lewis 1, Cal St. Dom. Hills 0
Lees-McRae 1, Tampa 0
Lewis 4, Charleston (WV) 1

Semifinals
Fort Lewis 8, Le Moyne 2
Lees-McRae* 2, Lewis 2 (2 OT, PK)

Championship
Fort Lewis 1, Lees-McRae 0

2010

Opening Round
Anderson (SC) 2, Wingate 0
Clayton St. 2, Lees-McRae 1

First Round
Southern N.H. 3, Bloomfield 0
Southern Conn. St. 1, Dominican (NY) 0
Northern Ky. 2, Quincy 1 (OT)
Missouri S&T 3, Ashland 1
Charleston (WV) 1, Shippensburg 0 (OT)
West Va. Wesleyan 1, Mercyhurst 0
Rollins 1, West Florida 0
Barry 1, Tampa 0
Anderson (SC)* 1, Montevallo 1 (2 OT, PK)
Clayton St. 1, Flagler 0
Chico St. 2, Sonoma St. 0
Grand Canyon 4, CSUSB 1
Colo. Sch. of Mines 5, Regis (CO) 1
Midwestern St. 3, Truman St. 2

Second Round
Franklin Pierce* 1, Southern N.H. 1 (2 OT, PK)
Dowling* 1, Southern Conn. St. 1 (2 OT, PK)
Northern Ky. 3, Missouri S&T 2
West Va. Wesleyan 2, Charleston (WV) 1 (2 OT)
Rollins 3, Barry 1
Clayton St. 1, Anderson (SC) 0
Chico St. 2, Grand Canyon 1
Midwestern St. 3, Colo. Sch. of Mines 1

Quarterfinals
Dowling 1, Franklin Pierce 0
Northern Ky. 3, West Va. Wesleyan 0
Rollins 3, Clayton St. 2 (2 OT)
Midwestern St. 5, Chico St. 0

Semifinals
Northern Ky. 4, Dowling 1
Rollins 2, Midwestern St. 1

Championship
Northern Ky. 3, Rollins 2

2011

Opening Round
Mars Hill 3, Montevallo 0
Lees-McRae 3, Anderson (SC) 2 (OT)

First Round
St. Thomas Aquinas 4, New York Tech 1
LIU Post 3, Nyack 1
Barry 3, Rollins 1
Lynn 1, Christian Brothers 0
Mars Hill 2, Coker 1
Flagler 2, Lees-McRae 1 (2OT)
Rockhurst 1, Saginaw Valley 0
Northern Ky. 2, Northwood 0
Millersville 1, Mercyhurst 0
California (PA) 4, Shippensburg 2
Seattle Pacific 2, Cal St. Dom. Hills 1 (OT)
Cal State LA* 2, Chico St. 2 (4-1 PK)
Fort Lewis 3, MSU Denver 0
UIW 1, Midwestern St. 0

Second Round
Franklin Pierce 5, St. Thomas Aquinas 0
Southern N.H. 2, LIU Post 0
Lynn* 1, Barry 1 (3-1 PK)
Flagler 3, Mars Hill 0
Rockhurst 2, Northern Ky. 0
Millersville 1, California (PA) 0
Cal State LA 3, Seattle Pacific 2
Fort Lewis 1, UIW 0

Quarterfinals
Franklin Pierce 1, Southern N.H. 0
Lynn* 1, Flagler 1 (4-2 PK)
Millersville* 0, Rockhurst 0 (7-6 PK)
Fort Lewis 2, Cal State LA 0

Semifinals
Lynn 1, Franklin Pierce 0
Fort Lewis 3, Millersville 0

Championship
Fort Lewis 3, Lynn 2 (OT)

2012

First Round
Merrimack 1, Franklin Pierce 0
Wingate 3, Montevallo 1
UNC Pembroke 3, Mars Hill 2 (OT)
Notre Dame (OH) 3, Drury 0
Stanislaus St. 3, Notre Dame de Namur 2
Cal State LA* 1, Seattle Pacific 1 (5-4 PK)

Second Round
UMass Lowell 1, Post 0
Southern N.H. 1, Merrimack 0
Gannon 2, Davis & Elkins 1
Mercyhurst 1, Charleston (WV) 0
Lynn 1, Tampa 0
Wingate 2, Lander 1
Flagler* 0, UNC Pembroke 0 (4-2 PK)
Rockhurst 3, Notre Dame (OH) 2 (OT)
Saginaw Valley* 1, Quincy 1 (6-5 PK)
Simon Fraser 2, Stanislaus St. 1
Grand Canyon* 1, Cal State LA 1 (5-4 PK)
UIW 4, Colo. Sch. of Mines 2

Third Round
Southern N.H. 2, UMass Lowell 0
Mercyhurst 2, Gannon 1
Lynn 2, Rollins 1
Wingate 2, Flagler 1
Saginaw Valley 2, Rockhurst 1 (OT)
Northeastern St. 6, Fort Hays St. 3
Simon Fraser 2, Grand Canyon 1
UIW 1, Regis (CO) 0

Quarterfinals
Mercyhurst 2, Southern N.H. 1
Lynn 2, Wingate 0
Saginaw Valley 1, Northeastern St. 0 (2 OT)
Simon Fraser 1, UIW 0

Semifinals
Lynn 4, Mercyhurst 1
Saginaw Valley 3, Simon Fraser 1

Championship
Lynn 3, Saginaw Valley 2

2013

First Round
Dowling 2, New York Tech 1
Wilmington (DE) 2, Post 1 (2 OT)
Lewis* 0, UIndy 0 (4-3 PK)
Carson-Newman 3, Anderson (SC) 2
Lander 1, Flagler 0 (OT)
Simon Fraser 5, California Baptist 0
Chico St. 1, Seattle Pacific 0

Second Round
LIU Post 6, Dowling 1
Southern N.H. 3, Wilmington (DE) 0
Millersville 2, Slippery Rock 1
Mercyhurst 1, Notre Dame (OH) 0 (2 OT)
Lewis 1, Ohio Dominican 0 (OT)
Rockhurst 1, Tiffin 1 (8-7 PK)
West Florida* 1, Saint Leo 1 (4-2 PK)
Carson-Newman 3, Limestone 1
Lander 2, Queens (NC) 1
Simon Fraser 2, Cal. St. LA 1 (2 OT)
UC San Diego* 1, Chico St. 1 (5-4 PK)
Midwestern St. 1, Colo. Sch. of Mines 0

Third Round
Southern N.H. 3, LIU Post 1
Mercyhurst 3, Millersville 1
Rockhurst 2, Lewis 0
Lindenwood (MO) 1, Fort Hays St. 0
Rollins 4, West Florida 1
Carson-Newman* 0, Lander 0 (4-3 PK)
Simon Fraser* 1, UC San Diego 1 (4-3 PK)
Regis (CO) 2, Midwestern St. 1 (OT)

Quarterfinals
Southern N.H.* 0, Mercyhurst 0 (5-4 PK)
Rockhurst 1, Lindenwood (MO) 0
Carson-Newman 2, Rollins 1
Simon Fraser 5, Regis (CO) 0

Semifinals
Southern N.H. 2, Rockhurst 1
Carson-Newman 3, Simon Fraser 2

Championship
Southern N.H. 2, Carson-Newman 1

2014

First Round
LIU Post 2, New York Tech 0
Merrimack 2, Philadelphia U. 0
Northwest Nazarene 1, Simon Fraser 0
Cal State LA* 1, UC San Diego 1 (5-4 PK)
Pfeiffer 3, USC Aiken 1
Wingate 4, Barton 1
Drury 1, Tiffin 0

Second Round
LIU Post* 2, Southern N.H. 2 (6-5 PK)
Merrimack 1, Southern Conn. St. 0
Charleston (WV) 5, Bloomsburg 0
Mercyhurst 1, Notre Dame (OH) 0
Seattle Pacific 2, Northwest Nazarene 1
Cal State LA 1, Azusa Pacific 0
Colorado Mesa 1, Midwestern St. 0
Saint Leo* 2, Christian Brothers 2 (5-4 PK)
Young Harris 6, Pfeiffer 0
Limestone 1, Wingate 0
Quincy 2, Drury 1
Saginaw Valley 5, Northwood 2

Third Round
LIU Post 2, Merrimack 0
Charleston (WV) 1, Mercyhurst 0
Cal State LA 1, Seattle Pacific 0
Colorado Mesa 2, St. Edward's 1
Lynn 3, Saint Leo 0
Young Harris 3, Limestone 1
Quincy 3, Saginaw Valley 0
Fort Hays St.* 1, Northeastern St. 1 (3-2 PK)

Quarterfinals
Charleston (WV) 1, LIU Post 0
Colorado Mesa 1, Cal State LA 0
Lynn 4, Young Harris 1
Quincy 3, Fort Hays St. 2

Semifinals
Charleston (WV) 2, Colorado Mesa 0
Lynn 4, Quincy 1

Championship
Lynn 3, Charleston (WV) 2

2015

First Round
Merrimack 2, Le Moyne 1
Wilmington (DE) 4, Adelphi 3 (OT)
Wingate* 1, Lander 1 (5-3 PK)
Limestone 3, Carson-Newman 1
Cal State LA* 1, Stanislaus St. 1 (3-0 PK)
Cedarville 3, Quincy 0
Saginaw Valley 2, UIndy 0

Second Round
Southern N.H. 3, Merrimack 0
LIU Post 6, Wilmington (DE) 0
Charleston (WV) 4, Notre Dame (OH) 2
Urbana 1, Millersville 0
Palm Beach Atl. 2, West Ala. 0
Rollins 3, Saint Leo 2
Pfeiffer 2, Wingate 1
Young Harris 2, Limestone 1
Cal Poly Pomona 1, Cal State LA 0
Cal St. Dom. Hills* 1, Seattle Pacific 1 (3-2 PK)
Midwestern St. 4, Colorado Mesa 2

Colo. Sch. of Mines 2, St. Edward's 1
Rockhurst 3, Cedarville 0
Northwood 3, Saginaw Valley 1

Third Round
LIU Post* 0, Southern N.H. 0 (5-4 PK)
Charleston (WV) 1, Urbana 0
Palm Beach Atl. 6, Rollins 1
Pfeiffer 3, Young Harris 0
Cal Poly Pomona 2, Cal St. Dom. Hills 1
Colo. Sch. of Mines 4, Midwestern St. 3 (OT)
Rockhurst 2, Northwood 1
Fort Hays St. 4, Upper Iowa 2

Quarterfinals
Charleston (WV) 2, LIU Post 1
Pfeiffer 5, Palm Beach Atl. 4
Cal Poly Pomona 3, Colo. Sch. of Mines 2 (OT)
Rockhurst* 1, Fort Hays St. 1 (4-1 PK)

Semifinals
Pfeiffer 2, Charleston (WV) 1 (2 OT)
Cal Poly Pomona 1, Rockhurst 0

Championship
Pfeiffer 4, Cal Poly Pomona 0

2016

First Round
Merrimack 3, Franklin Pierce 2 (OT)
Southern N.H. 3, Le Moyne 1
Southern Ind.* 2, Quincy 2 (3-1 PK)
Drury 2, Saginaw Valley 1
Cal Poly Pomona 2, Sonoma St. 0
Western Wash. 3, Dixie St. 2 (OT)
Limestone 2, Lander 1 (OT)
Lenoir-Rhyne 3, Tusculum 1

Second Round
LIU Post 1, Merrimack 0
Adelphi 1, Southern N.H. 0
Charleston (WV) 2, West Chester 0
Urbana 2, Mercyhurst 0
Rockhurst 3, Southern Ind. 1
Drury 2, Tiffin 1
Cal Poly Pomona* 0, Simon Fraser 0 (4-3 PK)
UC San Diego 2, Western Wash. 0
St. Edward's 1, Regis (CO) 0
Midwestern St. 1, Colorado Mesa 0
Tampa 1, Lynn 0
Palm Beach Atl. 2, Florida Tech 1
Wingate 3, Limestone 0
Pfeiffer 6, Lenoir-Rhyne 1

Third Round
Adelphi 4, LIU Post 0
Charleston (WV) 2, Urbana 1
Rockhurst* 1, Drury 1 (5-4 PK)
Fort Hays St. 1, Lindenwood (MO) 0 (OT)
UC San Diego 1, Cal Poly Pomona 0 (OT)
Midwestern St. 3, St. Edward's 2
Tampa 3, Palm Beach Atl. 2
Wingate 1, Pfeiffer 0

Quarterfinals
Charleston (WV)* 2, Adelphi 2 (4-3 PK)
Rockhurst 1, Fort Hays St. 0
UC San Diego 2, Midwestern St. 1
Wingate 1, Tampa 0

Semifinals
Charleston (WV) 2, Rockhurst 1
Wingate 2, UC San Diego 0

Championship
Wingate 2, Charleston (WV) 0

2017

First Round
Dist. Columbia 3, Southern Conn. St. 0
Goldey-Beacom 1, Merrimack 0
Cal St. Dom. Hills 1, Cal State LA 0
Cal Poly Pomona 2, Simon Fraser 1
Davis & Elkins* 1, Saginaw Valley 1 (2-0 PK)
Maryville (MO) 1, UIndy 0
Young Harris 2, Lenoir-Rhyne 0
Lander 1, Lincoln Memorial 0

Second Round
LIU Post 2, Dist. Columbia 1
Adelphi 2, Goldey-Beacom 1
Charleston (WV) 1, West Va. Wesleyan 0
West Chester 2, East Stroudsburg 1
California Baptist 5, Cal St. Dom. Hills 0
Cal Poly Pomona 1, Point Loma 0
Midwestern St. 3, Colorado Mesa 0
Colo. Sch. of Mines* 0, St. Edwards 0 (6-5 PK)
Ohio Valley* 1, Davis & Elkins 1 (3-0 PK)
Rockhurst 1, Maryville (MO) 0
Lynn 2, Palm Beach Alt. 1
West Ala. 5, Tampa 1
Young Harris 2, Limestone 0
Lander* 1, Wingate 1 (5-4 PK)

Third Round
LIU Post 3, Adelphi 0
Charleston (WV) 3, West Chester 0
Cal Poly Pomona 1, California Baptist 0
Midwestern St. 3, Colo. Sch. of Mines 0
Rockhurst 1, Ohio Valley 0
Northeastern St. 2, Fort Hays St. 1
Lynn 1, West Ala. 0
Young Harris 3, Lander 2

Quarterfinals
Charleston (WV) 2, LIU Post 0
Cal Poly Pomona* 2, Midwestern St. 2, (6-5 PK)
Rockhurst 1, Northeastern St. 0
Lynn 2, Young Harris 1

Semifinals
Charleston (WV) 1, Cal Poly Pomona 0
Lynn* 0, Rockhurst 0 (3-0 PK)

Championship
Charleston (WV)** 0, Lynn 0 (3-1 PK)

2018

First Round
Wilmington (DE) 4, Le Moyne 1
Mercy 1, Post 0
Cal Poly Pomona 3, Fresno Pacific 0
Cal State LA 2, Chico St. 1
Ohio Valley 2, Maryville (MO) 1
Saginaw Valley 4, Ashland 3 (OT)
Tusculum 3, Queens (NC) 2
Anderson (SC) 3, Limestone 2 (OT)

Second Round
Adelphi 2, Wilmington (DE) 1
LIU Post 1, Mercy 0
Charleston (WV) 1, Millersville 0
West Chester 2, Notre Dame (OH) 1
Cal Poly Pomona 1, Simon Fraser 0 (OT)
Azusa Pacific 2, Cal State LA 1 (OT)
Colorado Mesa* 0, MSU Texas 0 (5-4 PK)
West Tex. A&M 2, Colo. Sch. of Mines 0
Ohio Valley* 1, Tiffin 1 (4-1 PK)
Saginaw Valley 4, Southern Ind. 1
Lynn* 1, Palm Beach Atl. 1 (5-4 PK)
Barry 4, Spring Hill 1
Young Harris 2, Tusculum 1
Lander 1, Anderson (SC) 0 (2 OT)

Third Round
Adelphi 2, LIU Post 0
West Chester 1, Charleston (WV) 0
Cal Poly Pomona 1, Azusa Pacific 0
West Tex. A&M 1, Colorado Mesa 0 (OT)
Ohio Valley 1, Saginaw Valley 0
Fort Hays St. 3, Northeastern St. 1
Barry* 0, Lynn 0 (4-2 PK)
Lander 1, Young Harris 0

Quarterfinals
West Chester 2, Adelphi 0
Cal Poly Pomona 2, West Tex. A&M 0
Fort Hays St. 2, Ohio Valley 0
Barry 2, Lander 1

Semifinals
Barry* 0, Fort Hays St. 0 (5-4 PK)
West Chester 2, Cal Poly Pomona 1 (OT)

Championship
Barry 2, West Chester 1

2019

First Round
UIndy 3, Fort Hays St. 2
Queens (NC)* 1, Lee 1 (5-4 PK)
Post 3, Millersville 2
Cedarville* 0, Wis.-Parkside 0 (5-4 PK)
Midwestern St. 1, UC San Diego 0
Colo. Sch. of Mines 2, Tex. A&M Int'l 1
Assumption 2, West Chester 1 (2 OT)
Francis Marion 3, Limestone 2 (2 OT)

Second Round
Bellarmine* 0, Cedarville 0 (4-3 PK)
UIndy 2, Lake Erie 0
Charleston (WV) 5, Mercy 0
Franklin Pierce 1, Wilmington (DE) 0
St. Mary's (TX) 5, Western Wash. 0
Lynn 1, Queens (NC) 0
Post 1, Adelphi 0
Florida Tech 2, West Florida 1
Colo. Sch. of Mines 2, Azusa Pacific 1
Cal State LA 3, Midwestern St. 0
CSUSB 1, Cal Poly Pomona 0
Maryville (MO) 1, Tiffin 0
Gannon 5, Assumption 0
Wingate 5, Young Harris 2
Palm Beach Atl. 2, Francis Marion 1
Ohio Valley 2, McKendree 0

Third Round
Franklin Pierce 2, Post 1 (2 OT)
Charleston (WV) 3, Gannon 0
Lynn 2, Florida Tech 1
Wingate 3, Palm Beach Atl. 1
Cal State LA* 1, St. Mary's (TX) 1 (5-3 PK)
CSUSB 2, Colo. Sch. of Mines 1
UIndy 3, Ohio Valley 2
Maryville (MO) 2, Bellarmine 1

Quarterfinals
Charleston (WV) 2, Franklin Pierce 0
Lynn 3, Wingate 0
Cal State LA 2, CSUSB 0
UIndy 1, Maryville (MO) 0

Semifinals
Cal State LA 3, UIndy 0
Charleston (WV) 3, Lynn 1

Championship
Charleston (WV) 2, Cal State LA 0

2020

The championship was canceled due to the COVID-19 pandemic.

2021

First Round
Post 4, Lock Haven 1
American Int'l 4, Molloy 0
Cedarville 1, Ohio Dominican 0
Lewis 2, Davenport 0
Limestone 3, Lenoir-Rhyne 2 (2 OT)
Nova Southeastern 3, Coker 2
CSU Pueblo 1, Seattle Pacific 0
Cal Poly Pomona 5, Biola 0

Second Round
Franklin Pierce 4, Post 0
Millersville* 2, Gannon 2 (4-3 PK)
Charleston (WV) 4, American Int'l 0
Davis & Elkins 4, Wilmington (DE) 2
UIndy 3, Cedarville 1

Ill. Springfield 2, Maryville (MO) 1 (OT)
Lake Erie 2, Lewis 1
Fort Hays St. 2, Wis.-Parkside 1
Young Harris 2, Limestone 0
AUM 1, Tampa 0 (2 OT)
Nova Southeastern 1, Palm Beach Atl. 0
Chowan* 1, West Florida 1 (13-12 PK)
Cal State LA 2, CSU Pueblo 1
Colorado Mesa* 0, Colo. Sch. of Mines 0 (3-2 PK)
Cal Poly Pomona 1, Midwestern St. 0
West Tex. A&M 3, Azusa Pacific 2

Third Round
Millersville* 1, Franklin Pierce 1 (5-4 PK)
Charleston (WV)* 0, Davis & Elkins 0 (3-0 PK)
UIndy 3, Ill. Springfield 0
Fort Hays St. 3, Lake Erie 2 (2 OT)
AUM* 0, Young Harris 0 (5-4 PK)
Nova Southeastern 1, Chowan 0
Cal State LA 2, Colorado Mesa 1
Cal Poly Pomona* 2, West Tex. A&M 2 (4-2 PK)

Quarterfinals
Charleston (WV) 2, Millersville 1
Nova Southeastern 3, AUM 1
UIndy 2, Fort Hays St. 0
Cal State LA 1, Cal Poly Pomona 0

Semifinals
Cal State LA* 0, Nova Southeastern 0 (3-1 PK)
Charleston (WV)* 1, UIndy 1 (5-3 PK)

Championship
Cal State LA 1, Charleston (WV) 0

2022

First Round
Notre Dame (OH) 2, Saint Rose 1 (OT)
Adelphi 1, Queens (NY) 0
Lake Erie 4, Southern Nazarene 0
Wis.-Parkside 4, UIndy 2
Lander 2, Tampa 1
Wingate* 1, Converse 1 (4-3 PK)
Northwest Nazarene* 1, West Tex. A&M 1 (6-5 PK)
Midwestern St. 1, Biola 0

Second Round
Franklin Pierce 6, Notre Dame (OH) 2
Davis & Elkins 3, Mercy 0
Charleston (WV) 4, Adelphi 0
Post 2, Mercyhurst 0
Lake Erie* 1, Saginaw Valley 1 (3-2 PK)
Ill. Springfield* 1, Tiffin 1 (4-3 PK)
Wis.-Parkside 3, Ashland 2
Maryville (MO)* 0, Lewis 0 (5-4 PK)
Florida Tech* 1, Lander 1 (5-2 PK)
Rollins* 2, West Florida 2 (4-2 PK)
Wingate* 1, Lenoir-Rhyne 1 (3-0 PK)
Barry 3, Christian Brothers 0
Northwest Nazarene 2, Cal State LA 1
Cal. St. Dom. Hills 3, Colo. Sch. of Mines 1
St. Mary's (TX) 1, Midwestern St. 0
CSU Pueblo 2, Cal Poly Pomona 1

Third Round
Franklin Pierce 2, Davis & Elkins 1
Charleston (WV) 2, Post 0
Lake Erie* 2, Ill. Springfield 2 (5-4 PK)
Maryville (MO) 2, Wis.-Parkside 0
Rollins 2, Florida Tech 0
Barry 2, Wingate 1
Northwest Nazarene 3, Cal St. Dom. Hills 2
CSU Pueblo 2, St. Mary's (TX) 1

Quarterfinals
Franklin Pierce 1, Charleston (WV) 0
Lake Erie 1, Maryville (MO) 0
Barry* 1, Rollins 1 (3-1 PK)
CSU Pueblo 1, Northwest Nazarene 0

Semifinals
Franklin Pierce 5, Lake Erie 2
CSU Pueblo 1, Barry 0

Championship
Franklin Pierce 2, CSU Pueblo 0

2023

First Round
Bloomsburg 2, Southern N.H. 1
Queens (NY) 2, Notre Dame (OH) 1
Clayton St. 1, Lenoir-Rhyne 1 (4-3 PK)
Lynn 2, Chowan 2
Point Loma 3, Simon Fraser 1
Maryville (MO) 4, Wis.-Parkside 3
Lewis 1, Purdue Northwest 0
Fort Lewis 3, UCCS 2
Midwestern St. 1, Biola 0

Second Round
Post 0, West Chester 0 (2-1 PK)
Limestone 2, Clayton St. 0
West Florida 3, Wingate 0
Gannon 2, Millersville 1
Franklin Pierce 3, Bloomsburg 0
Barry 5, Lincoln Memorial 1
Charleston (WV) 7, Queens (NY) 0
Florida Tech 2, Lynn 1
CSU Pueblo 2, Chico St. 1
Cal Poly Pomona 4, Cal St. Monterey Bay 1
Cal State LA 1, Point Loma 0
Maryville (MO) 2, Tiffin 0
UIndy 1, Lake Erie 0
Lewis 0, Ill. Springfield 0 (4-1 PK)
Midwestern St. 2, Fort Lewis 1
McKendree 1, Southern Nazarene 0

Third Round
Gannon 2, Charleston 1
Florida Tech 2, West Florida 2
Franklin Pierce 3, Post 0
Limestone 2, Barry 1
Maryville (MO) 0, McKendree 0 (8-7 PK)
Cal State LA 1, Cal Poly Pomona 0
Lewis 2, UIndy 1
CSU Pueblo 1, Midwestern St. 0

Quarterfinals
Franklin Pierce 1, Gannon 0
Florida Tech 3, Limestone 2
Lewis 3, Maryville (MO) 2
CSU Pueblo 3, Cal State LA 3 (4-3 PK)

Semifinals
Franklin Pierce 3, Lewis 2
CSU Pueblo 1, Florida Tech 0

Championship
Franklin Pierce 4, CSU Pueblo 0

2024

First Round
Western Ore. 2, Point Loma 0
Rogers St. 3, Southern Nazarene 2
Fort Hays St. 1, Davenport 0
Concord 2, New Haven 2 (4-2 PK)
Post 1, Dist. Columbia 0
Mars Hill 0, Francis Marion 0 (5-3 PK)
West Florida 3, Flagler 1
Cal Poly Pomona 2, Westmont 1

Second Round
Findlay 3, Maryville (MO) 2
CSU Pueblo 3, Western Ore. 2
Franklin Pierce 3, Gannon 2
Tiffin 3, Lewis 1
Saginaw Valley St. 0, Rogers St. 0 (4-2 PK)
McKendree 3, Fort Hays St. 2
Charleston (WV) 1, Concord 0
Felician 1, Bloomsburg 0
Post 1, Southern N. H. 1 (7-6 PK)
Lynn 1, West Florida 0
Coker 3, AUM 2
Limestone 4, Mars Hill 1
Clayton St. 1, Converse 1 (5-4 PK)
Midwestern St. 3, Cal Poly Pomona 0
Fort Lewis 4, UC-Colo. Springs 2
Cal State LA 4, Cal St. Dom. 1

Third Round
Saginaw Valley St. 2, Tiffin 1
Felician 3, Post 3 (5-4 PK)
Charleston (WV) 1, Franklin Pierce 0
Clayton St. 2, Limestone 1
Lynn 1, Coker 0
McKendree 2, Findlay 0
Fort Lewis 2, Midwestern St. 0
CSU Pueblo 3, Cal St. LA 0

Quarterfinals
Lynn 2, Clayton St. 1
McKendree 2, Saginaw Valley St. 1
Charleston (WV) 2, Felician 1
CSU Pueblo 1, Fort Lewis 0

Semifinals
Charleston (WV) 3, CSU Pueblo 2
Lynn 3, McKendree 1

Championship
Lynn 3, Charleston (WV) 2

BRACKETS

1972 Division II Men's Championship Bracket



1973 Division II Men's Championship Bracket



#Binghamton's participation in the 1973 tournament was vacated.

1974 Division II Men's Championship Bracket

1975 Division II Men's Championship Bracket

*Host institution.

1976 Division II Men's Championship Bracket

1977 Division II Men's Championship Bracket

1978 Division II Men's Championship Bracket

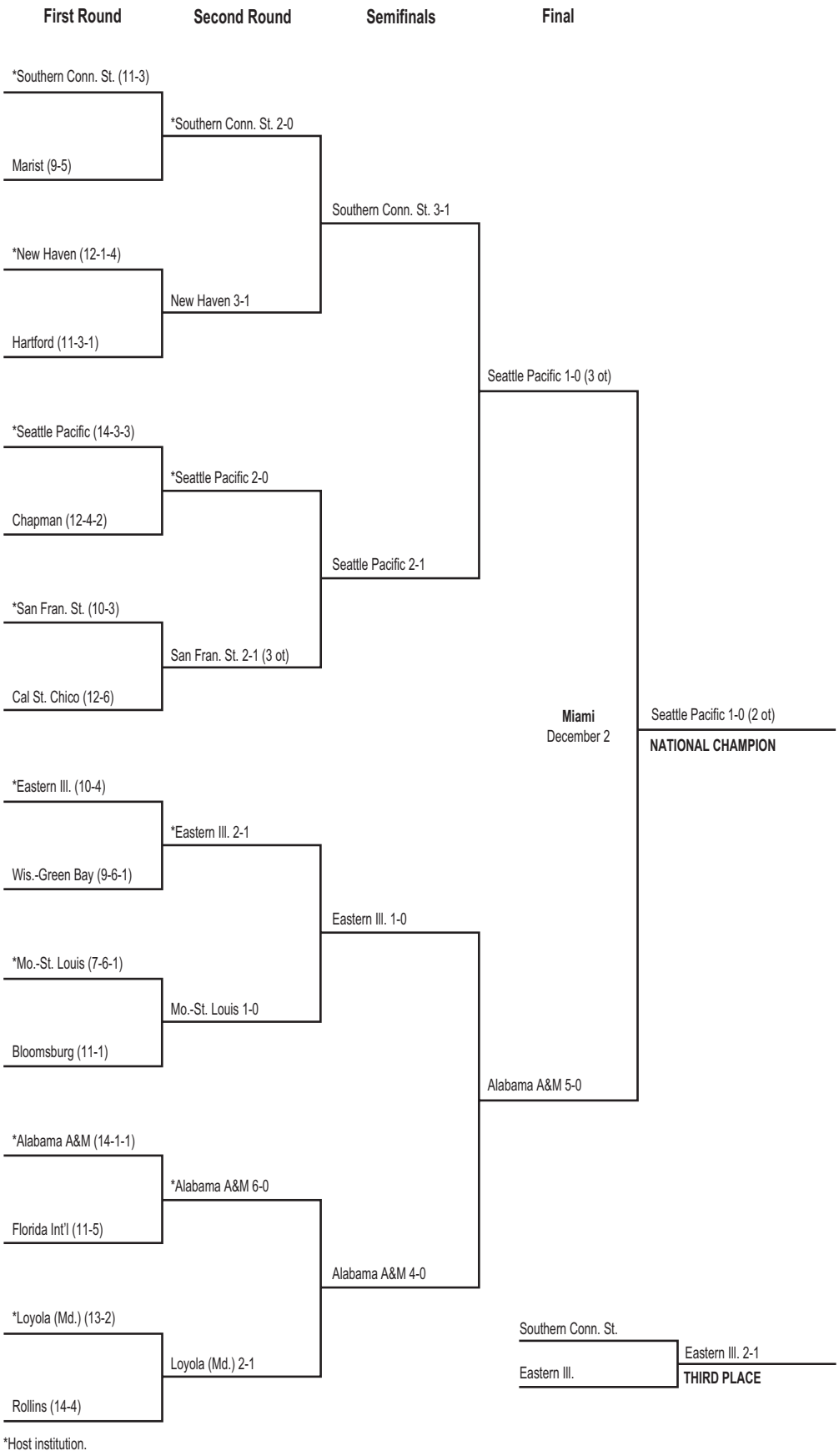

*Host institution.

1979 Division II Men's Championship Bracket

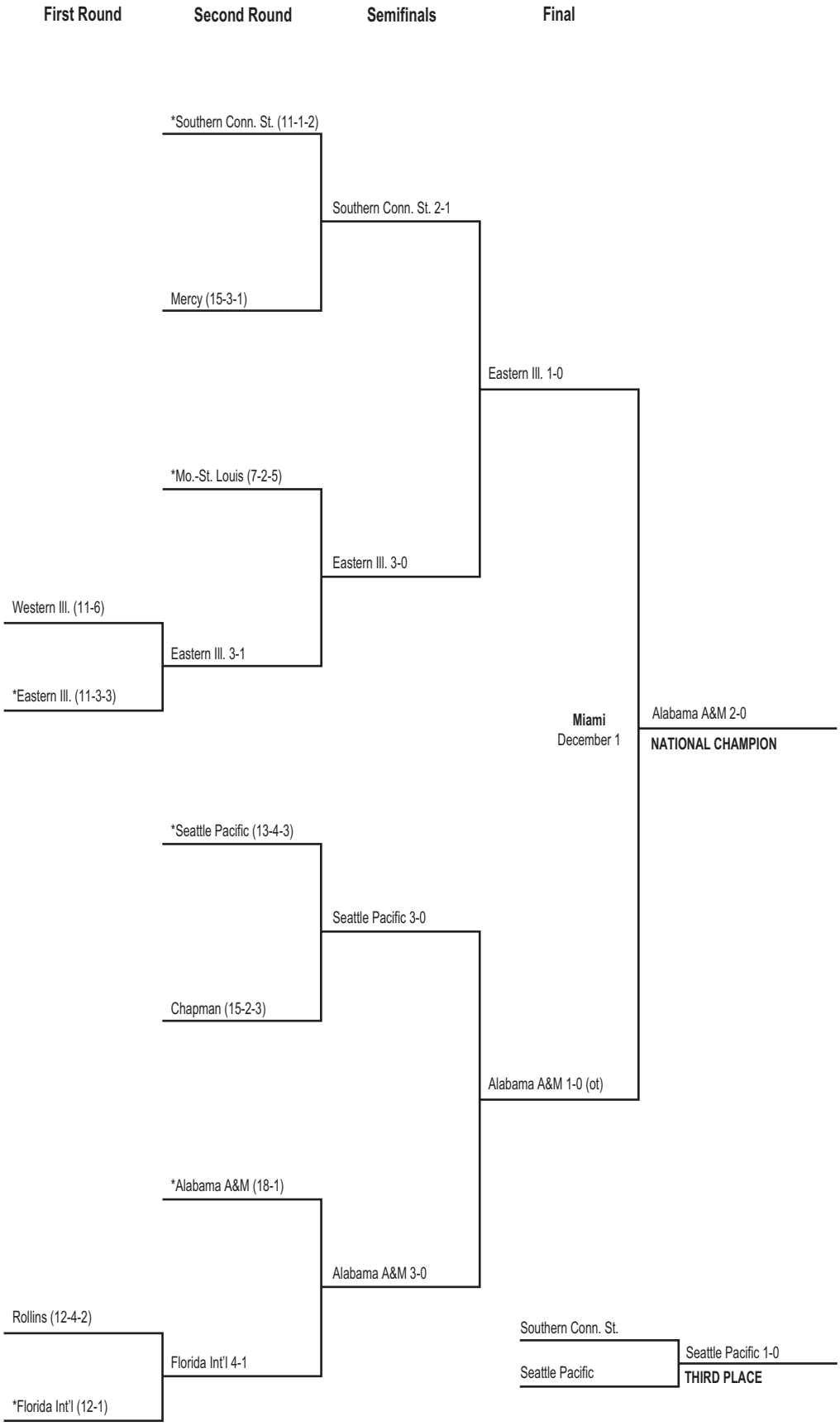

*Host institution.

1980 Division II Men's Championship Bracket

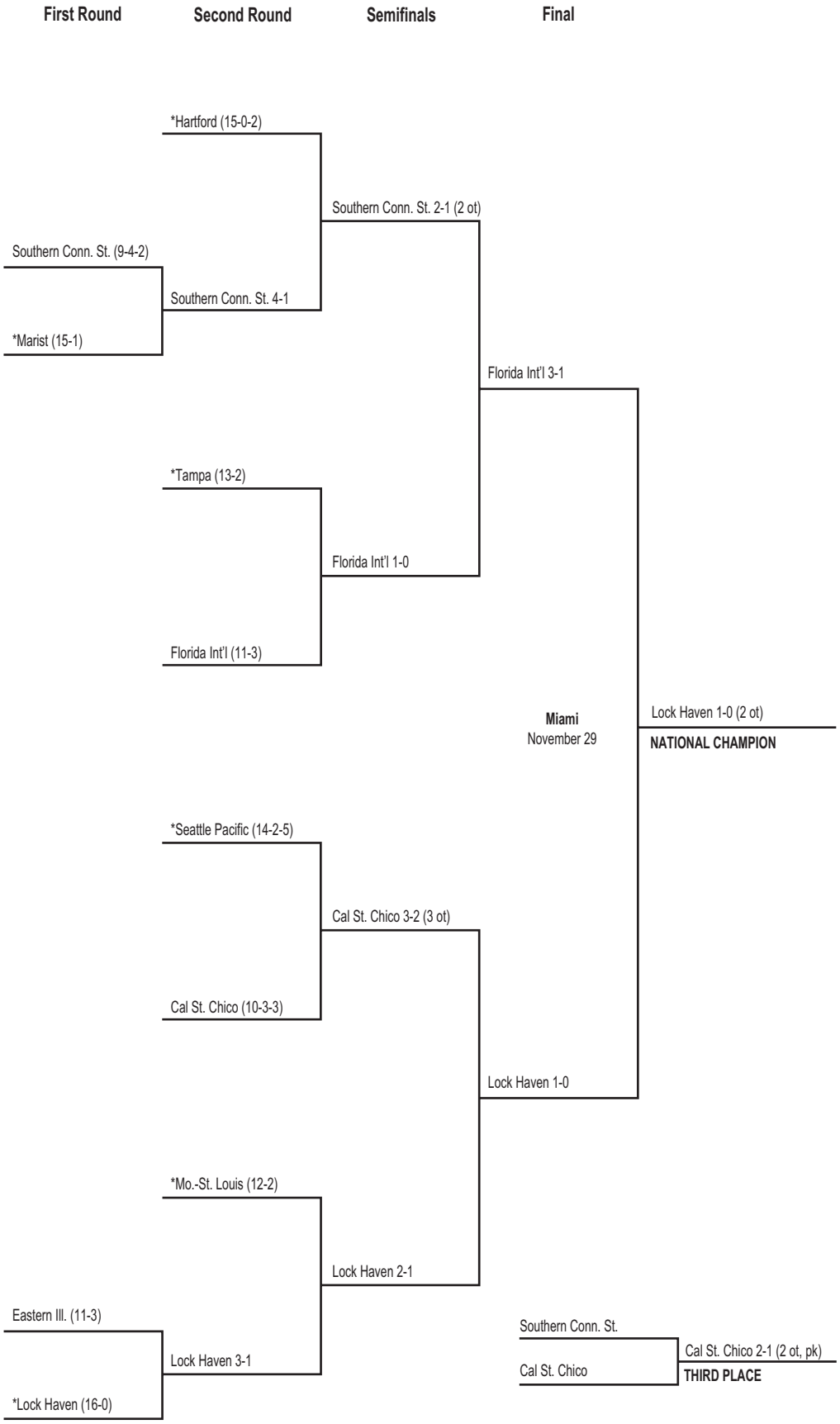

*Host institution.

1981 Division II Men's Championship Bracket

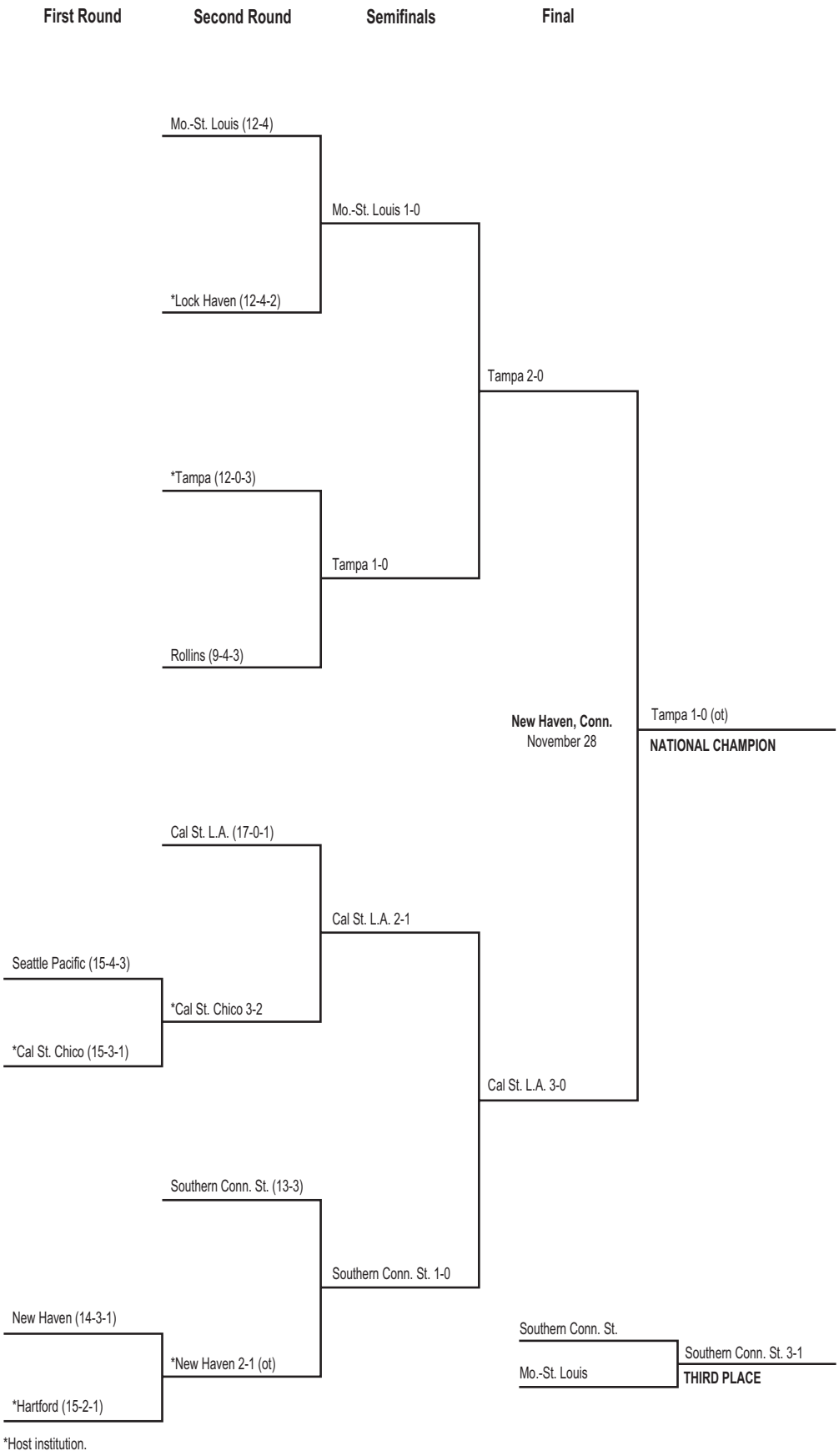

*Host institution.

1982 Division II Men's Championship Bracket

*Host institution.

1983 Division II Men's Championship Bracket

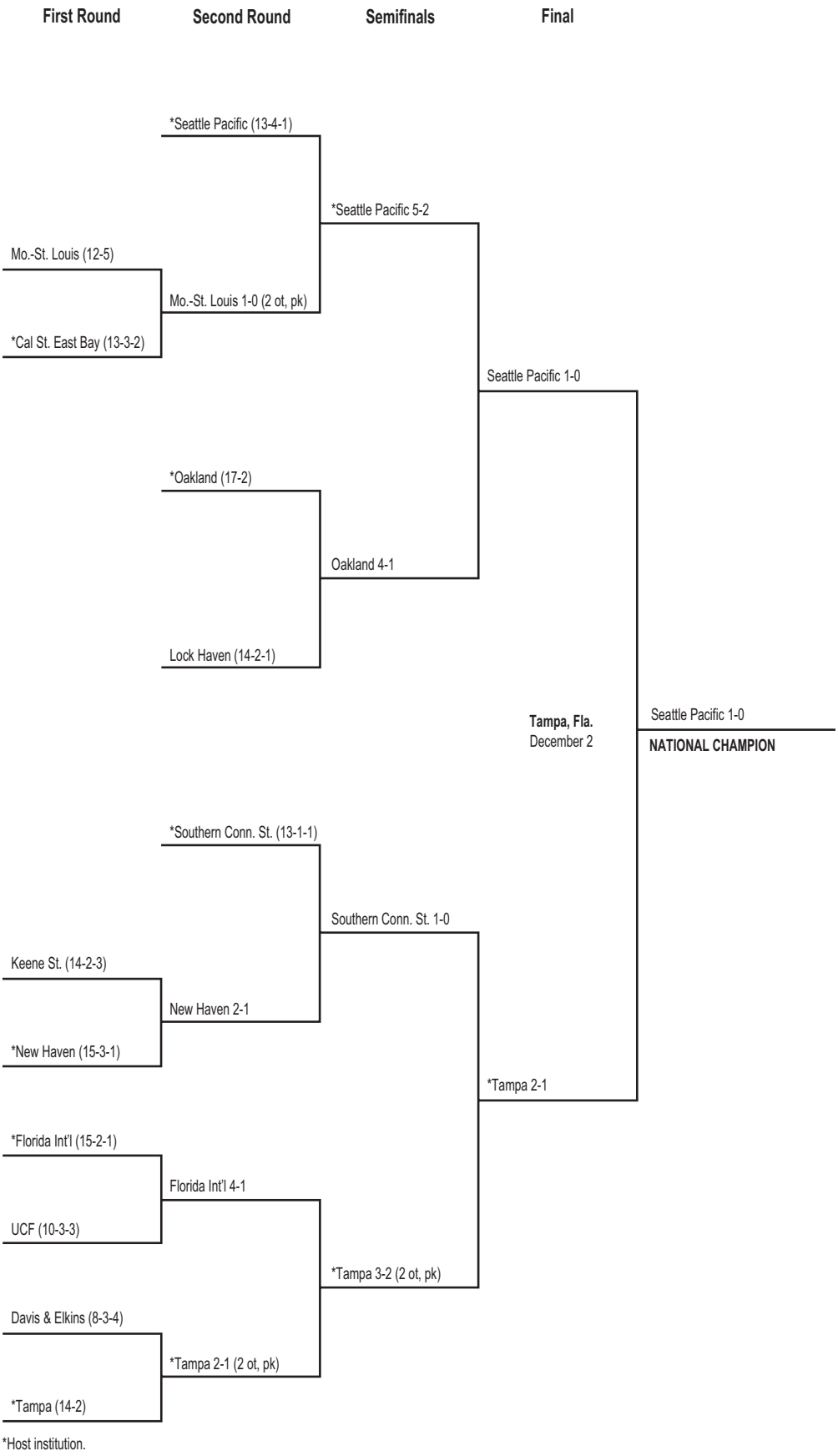

*Host institution.

1984 Division II Men's Championship Bracket

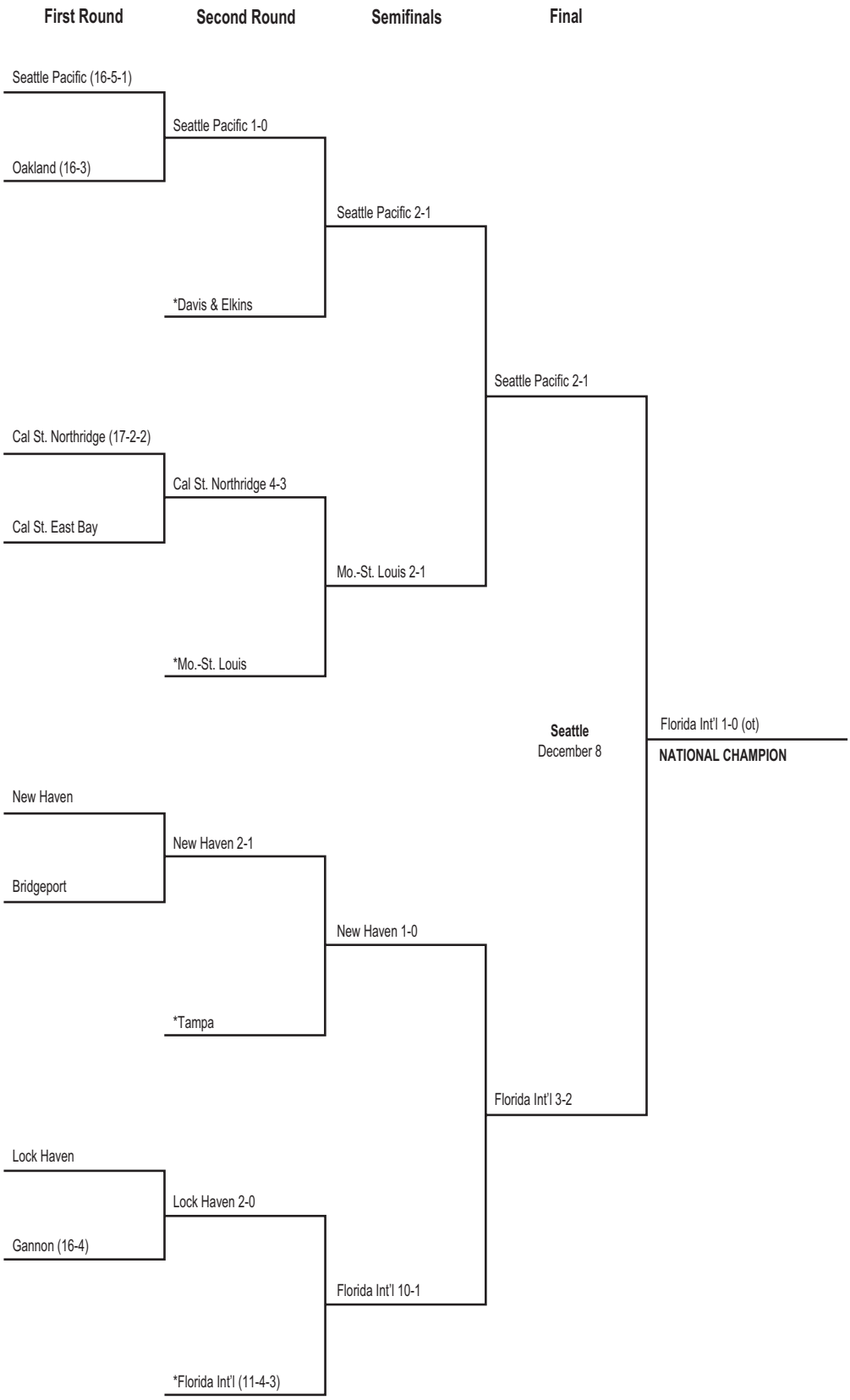

*Host institution.

1985 Division II Men's Championship Bracket

*Host institution.

1986 Division II Men's Championship Bracket

*Host institution.

1987 Division II Men's Championship Bracket

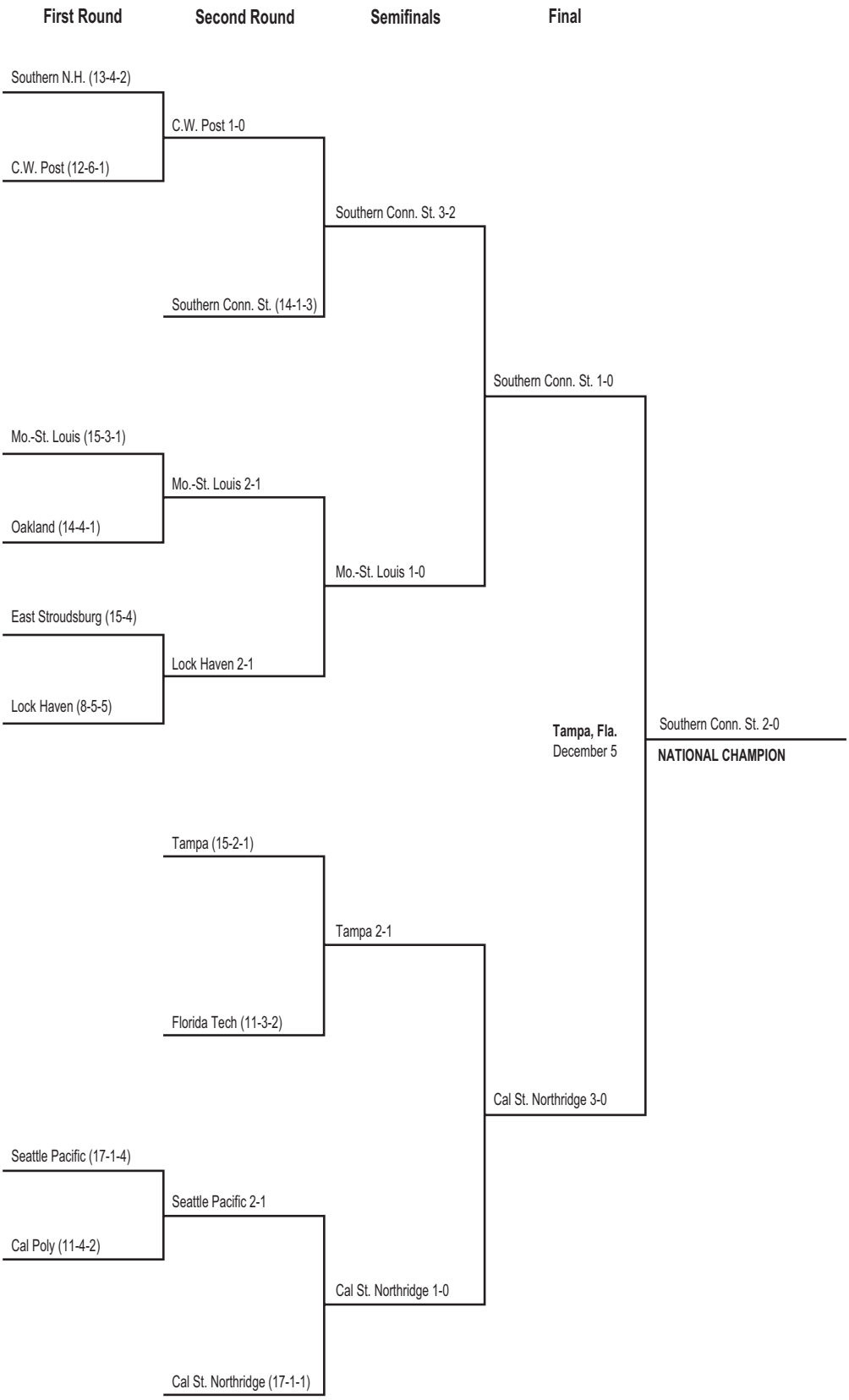

1988 Division II Men's Championship Bracket

*Host institution.

1989 Division II Men's Championship Bracket

*Host institution.

1990 Division II Men's Championship Bracket

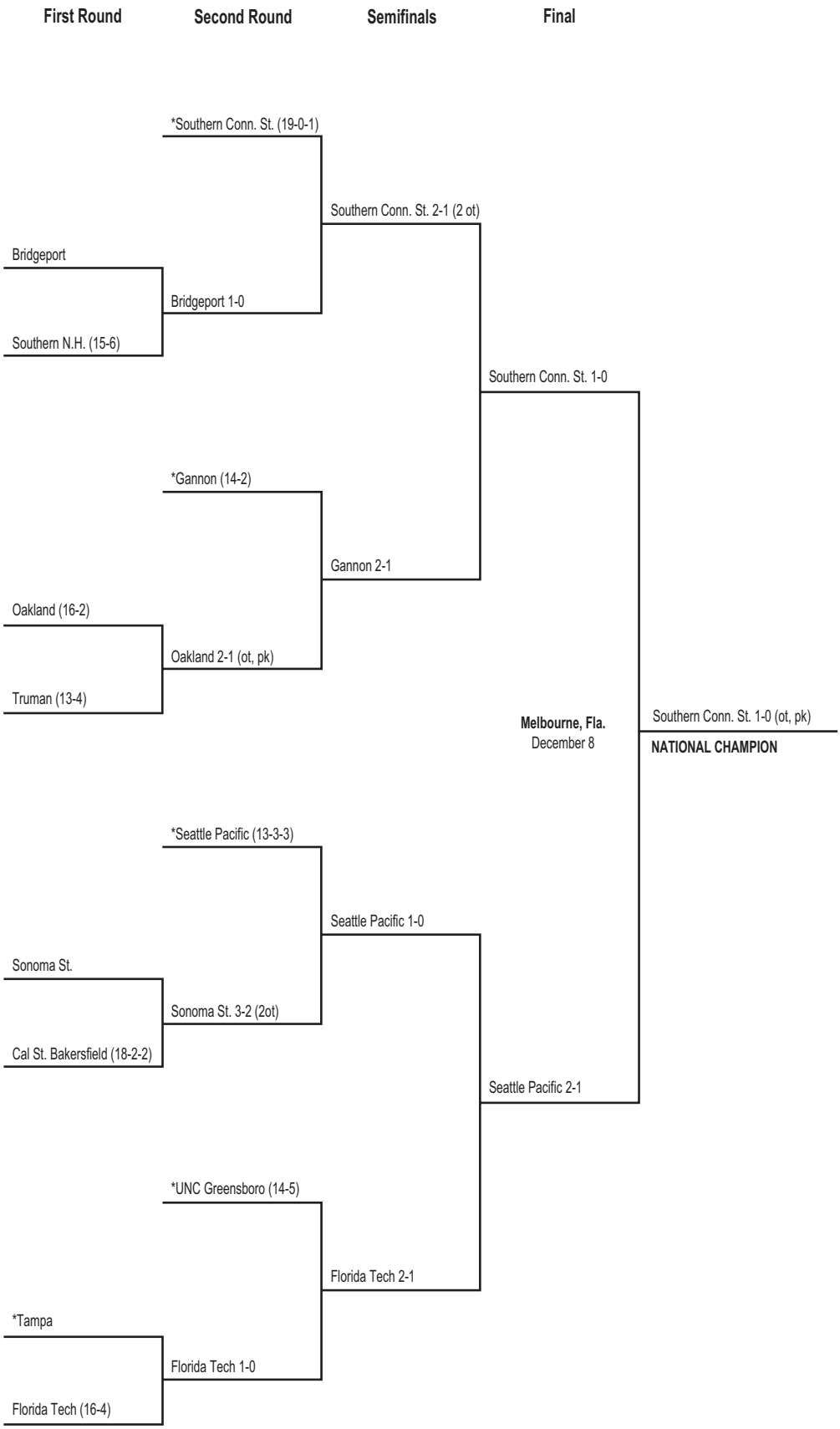

*Host institution.

1991 Division II Men's Championship Bracket

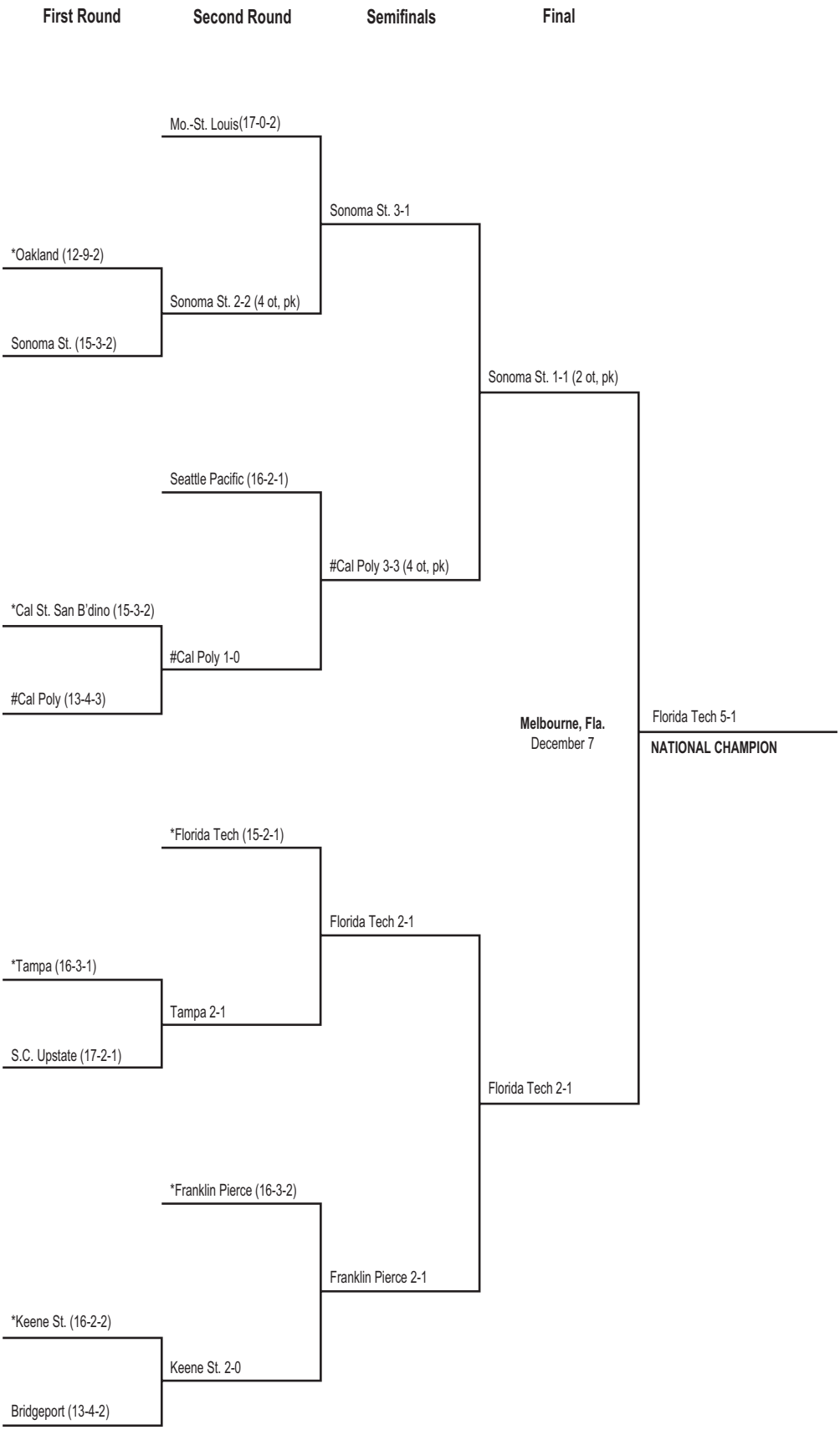

*Host institution.
#Cal Poly's participation in the 1991 tournament was vacated.

1992 Division II Men's Championship Bracket

*Host institution.

1993 Division II Men's Championship Bracket

*Host institution.

1994 Division II Men's Championship Bracket

*Host institution.

1995 Division II Men's Championship Bracket

*Host institution.

1996 Division II Men's Championship Bracket

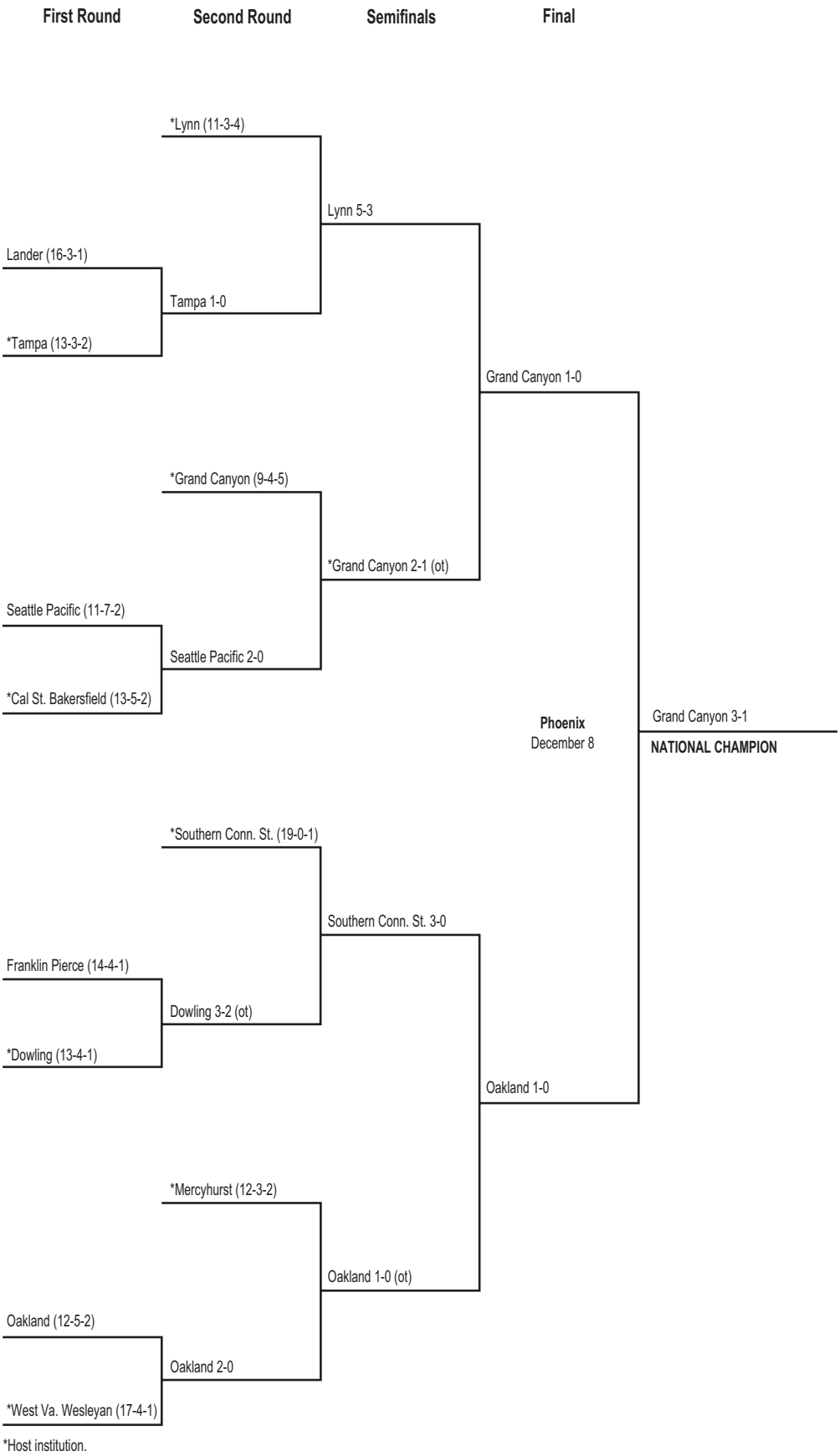

*Host institution.

1997 Division II Men's Championship Bracket

*Host institution.

1998 Division II Men's Championship Bracket

*Host institution.

1999 Division II Men's Championship Bracket

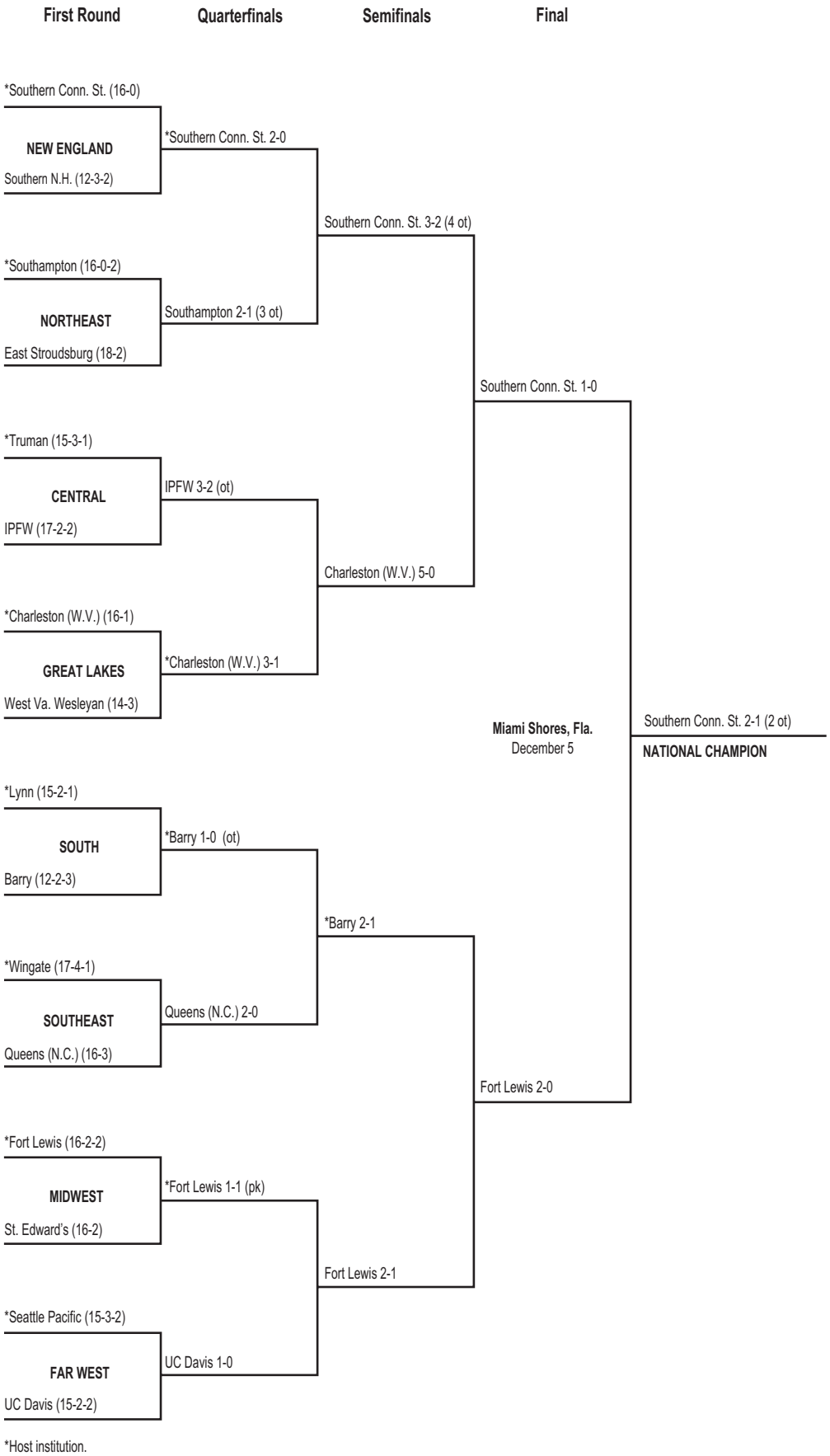

*Host institution.

2000 Division II Men's Championship Bracket

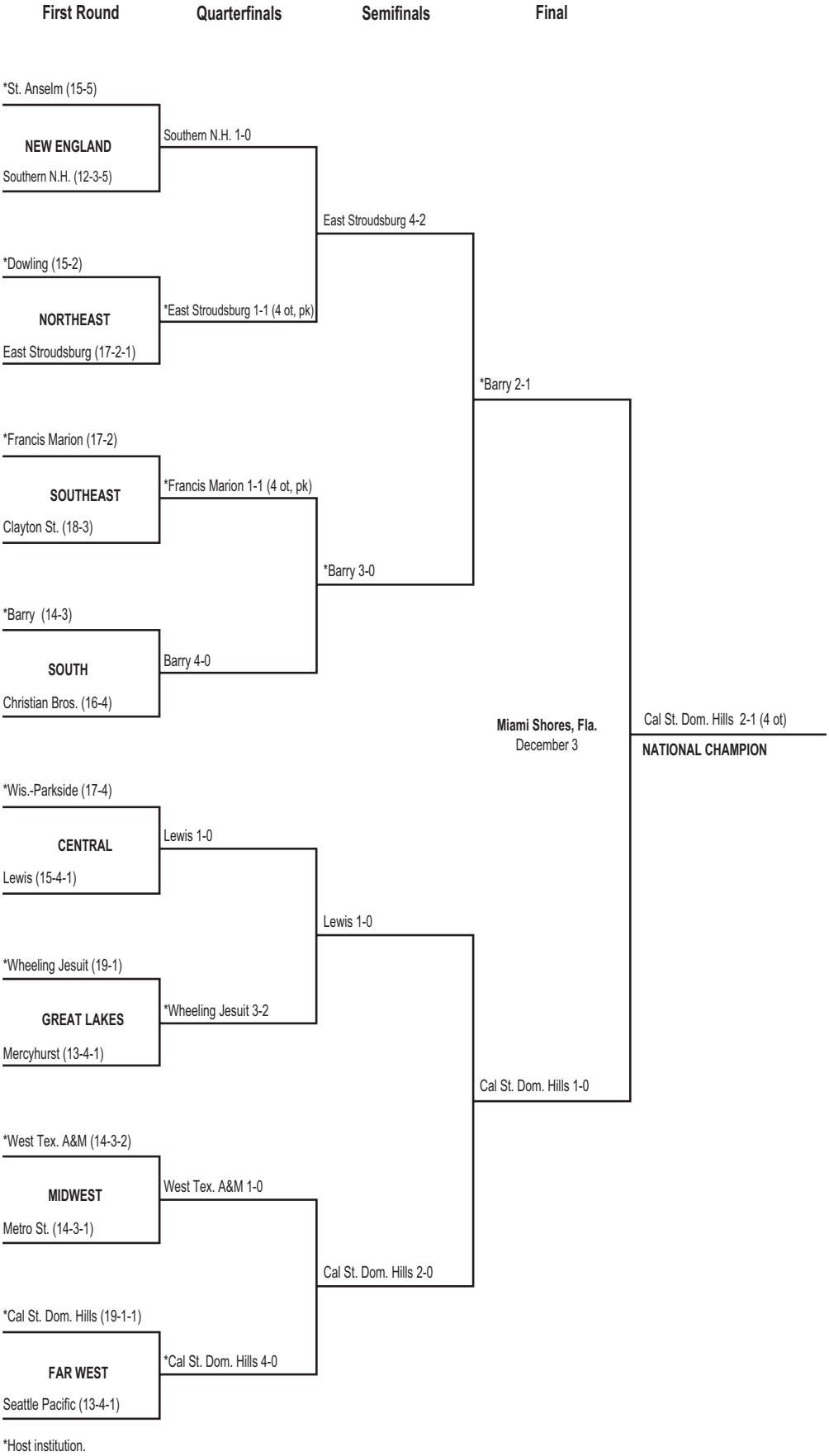

*Host institution.

2001 Division II Men's Championship Bracket

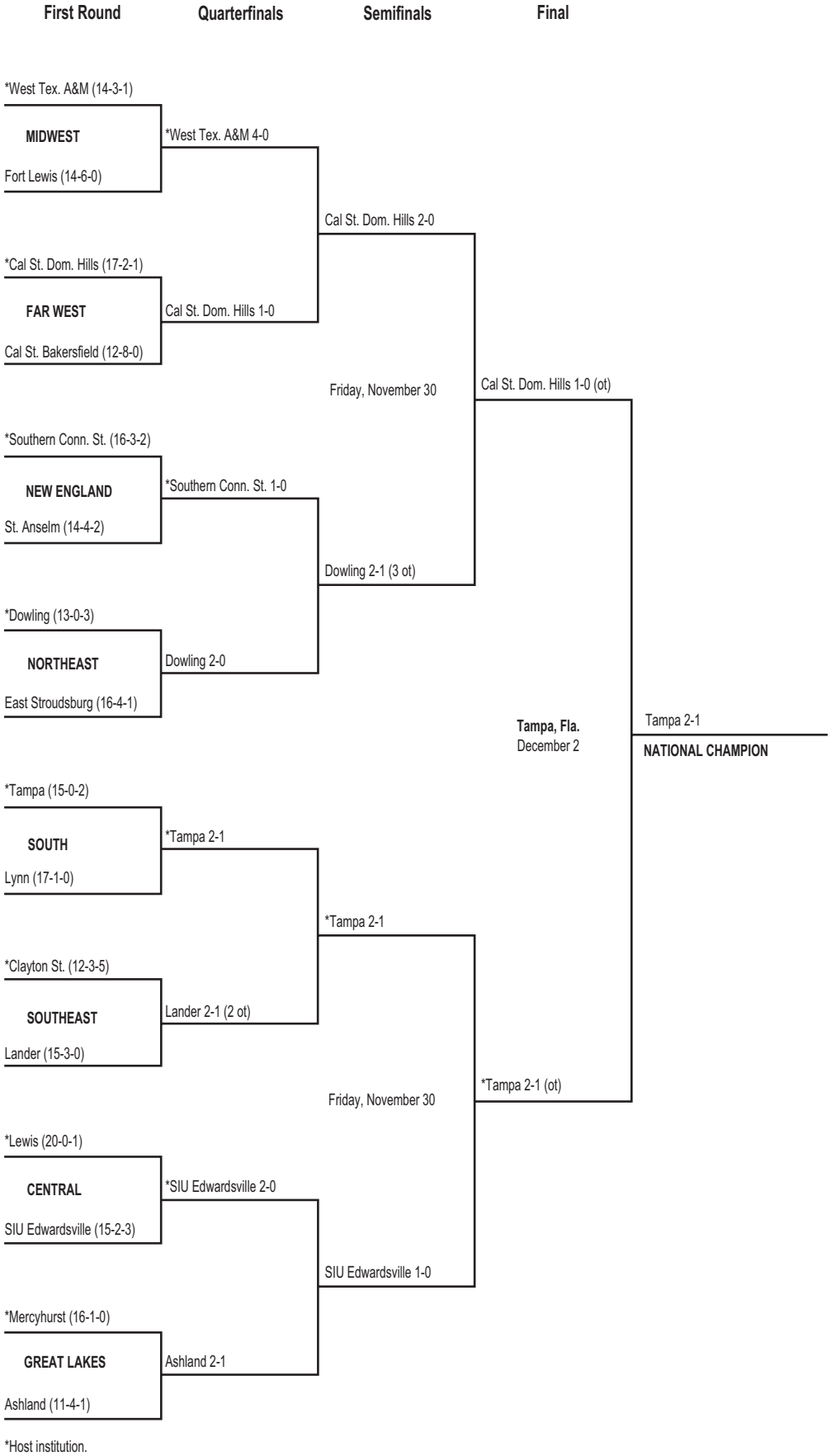

*Host institution.

2002 Division II Men's Championship Bracket

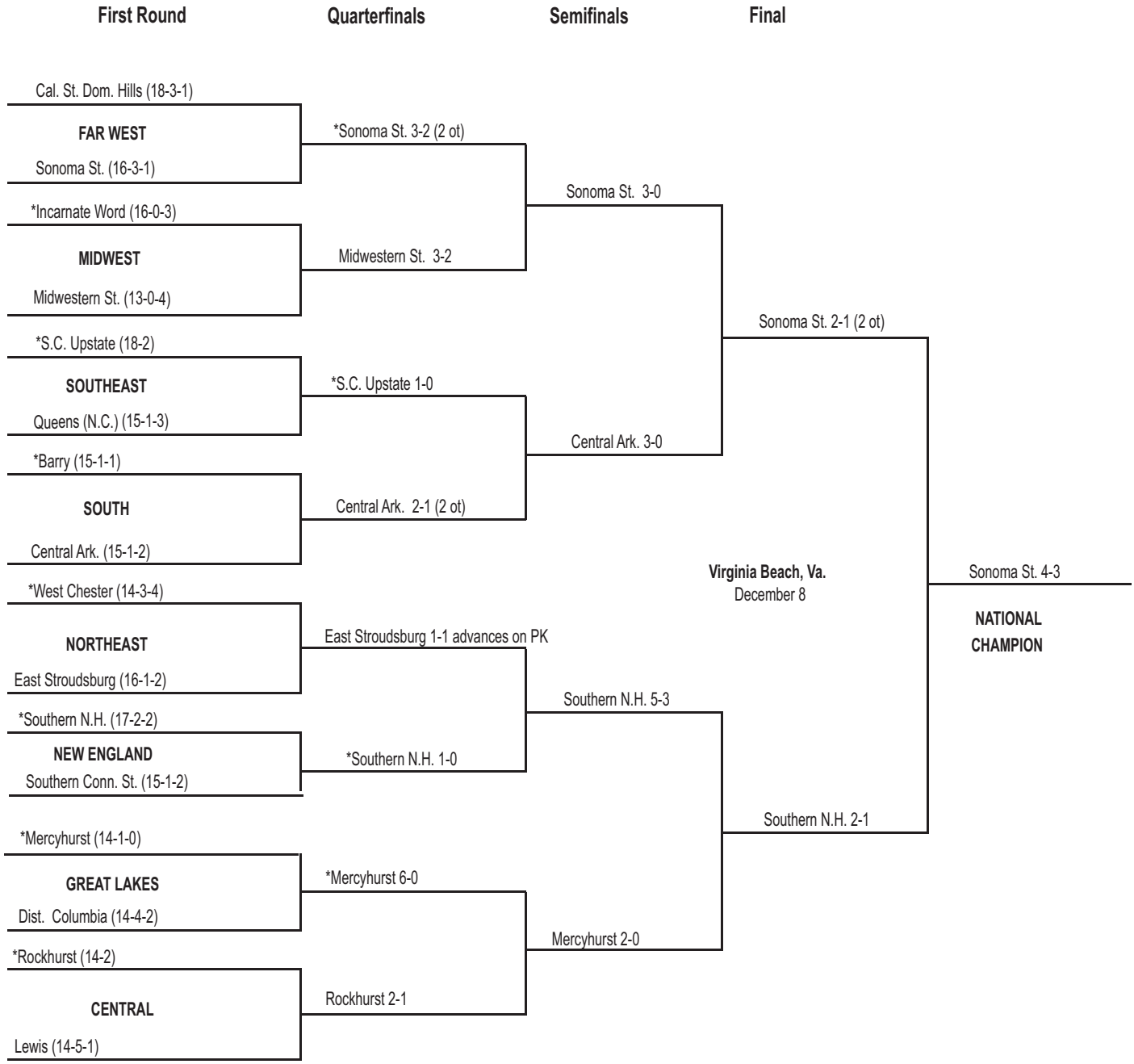

*Host institution.

2003 Division II Men's Championship Bracket



* Host institution.

2004 Division II Men's Championship Bracket



*Host institution.

2005 Division II Men's Championship Bracket



*Host institution.

2006 Division II Men's
SOCCER CHAMPIONSHIP

University of West Florida
November 16 and 18

First Round November 2 or 3	Second Round November 4 or 5	Quarterfinals November 11 or 12	Semifinals November 16	Final November 18
*Lenoir-Rhyne (18-1-0)	Lenoir-Rhyne 3-2			
Catawba (11-8-0)				
	Appalachian	Lincoln Memorial 1-1 (2OT) (PK)		
Lincoln Memorial (13-1-2)	Lincoln Memorial 1-0 (OT)			
Carson-Newman (14-1-2)			Lincoln Memorial 2-1	
*SIU Edwardsville (14-3-3)	SIU Edwardsville 6-1			
Mercyhurst (17-3-0)				
	Great Lakes	*Northern Kenucky 3-2 (OT)		
Wisconsin-Parkside (13-3-4)	Northern Kentucky 4-0			
Northern Kentucky (14-2-3)				Fort Lewis 4-2
*Cal State Dom. Hills (15-6-1)	Seattle 2-1 (OT)			
Seattle (11-7-0)				
	Far West	Seattle 3-3 (2OT) (PK)		
Cal State L.A. (12-8-1)	Cal State L.A. 2-1			
Seattle Pacific (12-6-0)			Fort Lewis 5-2	
*Fort Lewis (18-1-0)	Fort Lewis 3-0			
Metropolitan State (14-6-1)				
	Midwest	*Fort Lewis 1-1 (2OT) (PK)		
Incarnate Word (14-3-3)	Midwestern State 2-0			
Midwestern State (17-2-1)				Dowling 1-0
*Lander (16-3-0)	Queens 0-0 (2OT) (PK)			
Queens (N.C.) (11-4-2)				
	Southeast	Queens 2-1		
South Carolina Upstate (12-3-2)	Limestone 0-0 (2OT) (PK)			
Limestone (13-2-5)			West Florida 2-0	
*West Florida (18-1-1)	West Florida 2-2 (2OT) (PK)			
Montevallo (14-5-0)				
	South	*West Florida 2-1		
Rollins (13-5-0)	Lynn 3-0			
Lynn (14-1-0)				Dowling 3-3 (2OT) (PK)
*Franklin Pierce (16-1-3)	Franklin Pierce 1-0			
Southern N.H. (9-6-5)				
	New England	Southern Conn. St. 2-1		
Dominican (N.Y.) (12-3-3)	Southern Conn. St. 2-1			
Southern Conn. St. (15-2-3)			Dowling 2-1 (OT)	
*Dowling (18-0-1)	Dowling 3-0			
C.W. Post (12-3-4)				
	Northeast	*Dowling 4-0		
Lock Haven (16-5-1)	Lock Haven 2-1 (OT)			
East Stroudsburg (17-1-3)				

NATIONAL CHAMPION

*Denotes host institution.

NCAA/11/20/06/kh

2007 Division II Men's
SOCCER CHAMPIONSHIP

University of West Florida and the city of Orange Beach, Alabama
November 30 and December 2

First Round November 8 or 9	Regionals November 10 or 11	Quarterfinals November 17 or 18	Semifinals November 30	Final December 2
Lincoln Memorial (16-3-1)				
Wingate (16-4-1)	Lincoln Memorial (2-1)			
	Appalachian	Lincoln Memorial (2-1)		
*Tusculum (11-8-2)				
Carson-Newman (14-3-2)	Carson-Newman (3-1)			
			Lincoln Memorial (2-1)	
*Northern Ky. (20-1-0)				
Gannon (16-2-1)	*Northern Ky. (5-2)			
	Great Lakes	*Northern Ky. (1-0)		
Lewis (17-4-0)				
SIU Edwardsville (10-3-3)	SIU Edwardsville (2-1)			
				Lincoln Memorial (1-0)
*Lees-McRae (19-1-1)				
Queens (N.C.) (10-6-3)	*Lees-McRae (3-0)			
	Southeast	*Lees-McRae (1-0)		
Clayton St. (14-3-2)				
Lander (13-4-2)	Lander (1-0)			
			Montevallo (2-0)	
*West Fla. (18-1-0)				
Montevallo (16-3-1)	Montevallo (2-1)			
	South	Montevallo (1-1,6-5PKs)		
Tampa (12-5-0)				
Lynn (15-2-1)	Tampa (11-3-0)			
				Franklin Pierce (1-0)
*Cal St. Dom. Hills (17-3-1)				
Grand Canyon (11-4-5)	*Cal St. Dom. Hills (1-0)			
	Far West	Sonoma St. (1-1,4-2PKs)		
Seattle (15-2-1)				
Sonoma St. (18-3-1)	Sonoma St. (2-0)			
			Midwestern St. (2-2,5-4 PKs)	
*West Tex. A&M (16-2-0)				
Fort Lewis (15-5-1)	*Wext Tex. A&M (2-1)			
	Midwest	*Midwestern St. (1-0)		
Midwestern St. (16-3-0)				
Metro St. (16-2-3)	Midwestern St. (8-1)			
				Franklin Pierce (0-0)
*East Stroudsburg (19-2-1)				
NYIT (13-3-3)	NYIT (2-0)			
	Northeast	Dowling (4-0)		
Dowling (15-2-3)				
Bridgeport (10-4-5)	Dowling (2-0)			
			Franklin Pierce (2-1)	
*Franklin Pierce (13-2-3)				
LeMoyne (14-3-2)	*Franklin Pierce (5-0)			
	New England	*Franklin Pierce (3-1)		
Southern Conn. St. (14-2-4)				
Mass.-Lowell (12-3-3)	Mass.-Lowell (1-1)(3-1PKs)			

NATIONAL CHAMPION

*Denotes host institution.

NCAA/12/3/07/hw

2008 Division II Men's
SOCCER CHAMPIONSHIP

Hosted by University of Tampa
December 4 and 6

Opening Round	First Round	Second Round	Quarterfinals	Semifinals	Final
November 12	November 13 or 14	November 15 or 16	November 22 or 23	December 5	December 7

SUPER REGION 1

Cal St. Dom. Hills (14-2-4) *#
7 p.m.
Notre Dame de Namur (14-2-3)
Cal St. Dom. Hills 3-0

Sonoma St. (17-2-3)
4 p.m.
Cal State L.A. (10-4-3)
Cal St. L.A. 1-1 (5-4 PKs)

1 p.m.
Cal St. Dom. Hills 4-0

Fort Lewis (17-1-3)
4:30 p.m.
Metro St. (12-5-3)
Fort Lewis 1-0

Midwestern St. (17-2-0) *#
7:30 p.m.
Incarnate Word (13-6-0)
Midwestern St. 2-1 (2OT)

5 p.m.
Midwestern St. 5-0

Cal St. Dom. Hills 2-1

SUPER REGION 2

Lynn (16-1-0) *
2 p.m.
West Fla. (11-3-1)
Lynn 5-2

Tampa (13-3-1)
11 a.m.
Montevallo (14-3-0)
Tampa 1-0

Noon
Tampa 3-2

Tampa 3-2 (2 OT)

Cal St. Dom. Hills 3-2 (OT)

Carson-Newman (11-4-2) *
7 p.m.
Francis Marion (13-4-3)

Tusculum (18-2-1)*
7 p.m.
Francis Marion 4-3 (OT)
Tusculum 3-1

Limestone (15-2-2) *
1 p.m.
Lander (12-4-2)
Limestone 2-1

Lees-McRae (15-2-3)
4 p.m.
Lees-McRae 2-1

2 p.m.
Tusculum 2-0

Cal St. Dom. Hills 3-0

NATIONAL CHAMPION

SUPER REGION 3

Rockhurst (16-1-3) *
7 p.m.
Lewis (14-1-2)
Lewis 0-0 (4-2 PKs)

Northern Ky. (15-2-2)
4 p.m.
Ashland (15-3-2)
Northern Ky. 3-2

1 p.m.
Northern Ky. 0-0 (4-3 PKs)

Millersville (16-3-0) *
7 p.m.
California (Pa.) (12-7-2)
Millersville 3-0

Slippery Rock (13-6-1)
4 p.m.
East Stroudsburg (14-6-0)
Slippery Rock 1-0 (OT)

2 p.m.
Millersville 3-0

Northern Ky. 0-0 (5-4 PKs)

Dowling 2-1 (OT)

SUPER REGION 4

Southern N.H. (15-2-4) *
1 p.m.
Mass. - Lowell (11-3-4)
3 p.m.
Molloy (12-5-2)
Mass.-Lowell 3-2

Mass.-Lowell 2-1

Le Moyne (13-5-3)
1 p.m.
Franklin Pierce (12-7-2)
Franklin Pierce 1-0 (2 OT)

1 p.m.
Dowling (15-3-0) *
Dowling 3-1

Dowling 1-0 (2 OT)

* Host Site
Note: All Times Local
Super Region 1 games will be played on the 13th and 15th. All other games will be on the 14th and 16th.

NCAA/11/10/2008/RY

2009 Division II Men's SOCCER CHAMPIONSHIP

Hosted by University of Tampa
December 3 and 5

Opening Round November 11 | **First Round** November 12 or 13 | **Second Round** November 14 or 15 | **Quarterfinals** November 21 or 22 | **Semifinals** December 3 | **Final** December 5

SUPER REGION 1

- Dominican (NY) (13-3-2) — 1 p.m. — Franklin Pierce (12-4-3)
- Le Moyne (17-2-2) * — 1 p.m. — Franklin Pierce 2-1
- Le Moyne* 1-0
- Southern N.H. (13-4-2) *# — 5 p.m. — Southern Conn. St. (14-5-1)
- Southern N.H. 0-0 (4-3 PKs)
- Wilmington (DE) (19-2-1) — 1 p.m. — Southern N.H. 1-0
- Saturday, November 21, 1 p.m.: Le Moyne* 1-0 vs. Southern N.H. 1-0 — Le Moyne (3-2 PKs)

SUPER REGION 2

- Cal St. L.A. (17-3-1) * — 7 p.m. — Cal St. San B'dino (15-5-1)
- Cal St. L.A. 5-3
- Cal St. Dom. Hills (16-5-1) — 4 p.m. — Sonoma St. (14-4-4)
- Cal St. Dom. Hills 3-0
- 3 p.m.: Cal St. L.A. 5-3 vs. Cal St. Dom. Hills 3-0 — Cal St. Dom. Hills 1-0
- Fort Lewis (19-1-0) * — 2 p.m. — Colorado Mines (15-2-4)
- Fort Lewis 3-0
- West Tex. A&M (14-1-2) — 11 a.m. — Midwestern St. (13-1-3)
- West Tex. A&M 3-0
- 1 p.m.: Fort Lewis 3-0 vs. West Tex. A&M 3-0 — Fort Lewis* 3-1
- Sunday, November 22, 1 p.m.: Cal St. Dom. Hills 1-0 vs. Fort Lewis* 3-1 — Fort Lewis 1-0
- 11 a.m.: Le Moyne (3-2 PKs) vs. Fort Lewis 1-0 — Fort Lewis 8-2

SUPER REGION 3

- Rollins (16-2-1) * — 7:30 p.m. — Barry (14-5-1)
- Rollins 1-0
- Tampa (15-2-1) — 4:30 p.m. — Lynn (14-3-1)
- Tampa 3-1
- 1 p.m.: Rollins 1-0 vs. Tampa 3-1 — Tampa 2-1
- Lees-McRae (15-2-1) * — 7 p.m. — Wingate (12-4-1)* — 7 p.m. — Flagler (14-5-2)
- Wingate 4-0
- Lees-McRae 6-3
- Carson-Newman (13-4-1) * — 6 p.m. — Lander (12-5-2)
- Carson-Newman 2-0
- Anderson (SC) (12-3-3) — 4 p.m. — Anderson (SC) 2-1
- 2 p.m.: Lees-McRae 6-3 vs. Anderson (SC) 2-1 — Lees-McRae* 3-2
- Saturday, November 21, 7 p.m.: Tampa 2-1 vs. Lees-McRae* 3-2 — Lees-McRae 1-0

Note: Southeast Region Rounds 1 and 2 to be played Friday/Sunday, respectively.

SUPER REGION 4

- Drury (20-1-0) * — 7 p.m. — Northern Ky. (15-5-2)
- Drury 1-0
- Ashland (12-3-5) — 4 p.m. — Lewis (13-3-2)
- Lewis 2-1
- 1 p.m.: Drury 1-0 vs. Lewis 2-1 — Lewis* 1-0
- Slippery Rock (17-3-1) * — 5 p.m. — Mercyhurst (14-5-1)
- Slippery Rock 3-2
- Millersville (17-2-0) — 2 p.m. — Charleston (WV) (17-3-0)
- Charleston (WV) 2-0
- 2 p.m.: Slippery Rock 3-2 vs. Charleston (WV) 2-0 — Charleston (WV) 3-2
- Saturday, November 21, Noon: Lewis* 1-0 vs. Charleston (WV) 3-2 — Lewis 4-1
- 2 p.m.: Lees-McRae 1-0 vs. Lewis 4-1 — Lees-McRae 2-2 (5-3 PKs)

Final

- 4 p.m.: Fort Lewis 8-2 vs. Lees-McRae 2-2 (5-3 PKs) — Fort Lewis 1-0 — **NATIONAL CHAMPION**

* Host Site
Note: All Times Local
Games will be played on Thurs. Nov. 12th and Sat. Nov. 14th

NCAA/11/13/2009/HW

2010 Division II Men's
SOCCER CHAMPIONSHIP

Hosted by Bellarmine University
December 2 and 4

Opening Round November 10 | **First Round** November 11 or 12 | **Second Round** November 13 or 14 | **Quarterfinals** November 20 or 21 | **Semifinals** December 2 | **Final** December 4

SUPER REGION 1

Franklin Pierce (17-1-1) *#
7 p.m.
Southern N.H. (11-3-4)
4 p.m.
Bloomfield (15-3-2)
Southern N.H. 3-0

Southern Conn. St. (13-2-3)
1 p.m.
Dominican (NY) (12-3-5)
Southern Conn. St. 1-0

1 p.m.
Dowling (11-1-5) *

Franklin Pierce 1-1 (4-1 PKs) *
7 p.m.
Dowling 1-1 (6-7 PKs)

Dowling 1-0

SUPER REGION 2

Northern Ky. (15-2-3) *
7 p.m.
Quincy (11-6-2)
Northern Ky. 2-1

1 p.m.
Ashland (13-4-3)
4 p.m.
Missouri S&T (10-5-3)
Missouri S&T 3-1

Northern Ky. 3-2 *
1 p.m.

Charleston (WV) (15-3-1)
11 a.m.
Shippensburg (14-5-1)
Charleston (WV) 1-0

1 p.m.
Mercyhurst (13-2-3) *
2 p.m.
West Va. Wesleyan (14-5-2)
West Va. Wesleyan 1-0

West Va. Wesleyan 2-1

Northern Ky. 3-0

8 p.m. ET

Northern Ky. 4-1

SUPER REGION 3

Rollins (11-3-3) *
8 p.m.
West Florida (14-4-2)
Rollins 1-0

3 p.m.
Tampa (14-6-1)
5 p.m.
Barry (10-3-3)
Barry 1-0

Rollins 3-1 *
7 p.m.

Montevallo * ^ (18-2-1)
7 p.m.
Wingate (15-3-0) *
2 p.m.
Anderson (SC) (14-5-1)
Anderson (SC) 2-0

Anderson (SC) 1-1 (2-4 PKs)
1 p.m.

Clayton St. (16-3-0) *
2 p.m.
Lees-McRae (13-4-3)
Clayton St. 2-1

4 p.m.
Flagler (14-4-1)
Clayton St. 1-0

Clayton St. 1-0

Rollins 3 -2

3 p.m. ET

Rollins 2-1

Note: ^ Rounds 1 and 2 to be played Friday/Sunday, respectively.

SUPER REGION 4

Cal St. Chico (13-6-0) *
7 p.m.
Sonoma St. (14-5-1)
Cal St. Chico 2-0

Noon
Grand Canyon (14-2-2)
4 p.m.
Cal St. San B'dino (13-5-1)
Grand Canyon 4-1

Cal St. Chico 2-1 *
1 p.m.

Colorado Mines (16-1-2) * +
1 p.m.
Regis (CO) (14-2-4)
Colorado Mines 5-1

2 p.m
Midwestern St. (16-0-2) * +
7 p.m.
Truman (12-2-2)
Midwestern St. 3-2 *

Midwestern St. 3-1

Midwestern St. 5-0

5 p.m. ET

Northern Ky. 3-2

NATIONAL CHAMPION

Note: + The first and second rounds to be played Thursday/Sunday.

* Host Site
\# Games will be played on Thurs. Nov 11 and Sat. Nov. 13

NCAA/11/8/2010/RY

2011 NCAA Division II Men's Soccer Championship

Hosted by the University of West Florida
December 1 and 3

Opening Round	First Round	Second Round	Quarterfinals	Semifinals	Final
November 9	November 10 or 11	November 12 or 13	November 19 or 20	December 1	December 3

SUPER REGION 1

Franklin Pierce (19-0-1) * #
NYIT (14-3-2)
St. Thomas Aquinas (10-3-4)
St. Thomas Aquinas 4-1
Franklin Pierce 5-0 *
C.W. Post (16-2-1)
Nyack (13-5-2)
C.W. Post 3-1
Southern N.H. (17-3-0) *
Southern N.H. 2-0
Franklin Pierce 1-0

SUPER REGION 2

Rollins (15-3) *
Barry (11-3-5)
Barry 3-1
Christian Bros. (15-3-1)
Lynn (12-4-1)
Lynn 1-0
Lynn 2-1
Lynn 1-1
Coker (18-2) *
Mars Hill (11-5-1) *
Mars Hill 3-0
Montevallo (12-4-4)
Mars Hill 2-1
Anderson (SC) (17-3) *
Lees-McRae 3-2
Lees-McRae (14-5-1)
Flagler (15-3-2)
Flagler 2-1
Flagler 3-0 *

Note: Southeast Region Rounds 1 and 2 to be played Friday/Sunday, respectively.

5 p.m.

Lynn 1-0

SUPER REGION 3

Rockhurst (15-2-2) *
Saginaw Valley (12-4-3)
Rockhurst 1-0
Northern Ky. (13-4)
Northwood (MI) (9-4-4)
Northern Ky. 2-0
Rockhurst 2-0
Millersville (12-6-1) * #
Mercyhurst (10-7-0)
Millersville 1-0
California (PA) (11-3-4)
Shippensburg (9-5-2)
California (PA) 4-2
Millersville 1-0 *
Millersville 0-0

SUPER REGION 4

Seattle Pacific (13-3-2) * #
Cal St. Dom. Hills (12-5-2)
Seattle Pacific 2-1
Cal St. L.A. (14-1-5)
Cal St. Chico (13-4-3)
Cal State L.A. 2-2
Cal State L.A. 3-2
Fort Lewis (19-1-0) *
Metro St. (14-6-1)
Fort Lewis 3-0 *
Incarnate Word (13-2-3) *
Midwestern St. (13-3-1)
Incarnate Word 1-0
Fort Lewis 1-0 *
Fort Lewis 2-0

8 p.m.

Fort Lewis 3-0

3:30 p.m.

Fort Lewis 3-2

NATIONAL CHAMPION

Note: The first and second rounds in the Central and South Central must be played Thursday/Sunday

* Host Site
\# Games will be played on Thurs. Nov 10 and Sat. Nov. 12

http://documentcenter.ncaa.org/cc/champs/CT/SoccerMDII/DocsSoccerMDII/DIIMSO_Bracket_112111_RY_hw.xlsx

2012 NCAA Division II Men's Soccer Championship

Hosted by the Peach Belt Conference
November 29 and December 1

First Round November 8 or 9	Second Round November 10 or 11	Third Round November 15 or 16	Quarterfinals November 17 or 18	Semifinals November 29	Final December 1

SUPER REGION 1

- 1 LIU Post (18-1-0) vs. 4 Mass.-Lowell (13-5-1) * — Mass.-Lowell 3-1 (5 Post (13-3-5))
- Mass.-Lowell 1-0
- 2 Southern N.H. (17-3-0) * vs. 3 Merrimack (14-3-2) — Merrimack 1-0 (6 Franklin Pierce (11-5-2))
- Southern N.H. 1-0 *
- Southern N.H. 2-0
- 1 Gannon (12-5-0) * vs. 4 Davis & Elkins (14-3-2)
- Gannon 2-1
- 2 Charleston (WV) (13-1-4) * vs. 3 Mercyhurst (14-5-1)
- Mercyhurst 1-0
- Mercyhurst 2-1
- Highest Remaining seed from East to host 3rd/QF
- Mercyhurst 2-1
- 11/29; 11 a.m. ET

SUPER REGION 2

- 1 Rollins (15-3-2)
- 2 Lynn (15-2-1) * vs. 3 Tampa (10-5-1)
- Lynn 1-0
- Lynn 2-1
- 1 Lander (12-2-2) * vs. 4 Wingate (10-5-1) — Wingate 3-1 (5 Montevallo (13-4-2))
- Wingate 2-1
- 2 Flagler (10-4-3) * vs. 3 Mars Hill (14-2-3) — UNC Pembroke 3-2 (OT) (6 UNC Pembroke (11-5-1))
- Flagler 0-0 (2OT) (PK) *
- Wingate 2-1
- Highest Remaining seed from Southeast to host 3rd/QF
- Lynn 2-0
- Lynn 4-1

SUPER REGION 3

- 1 Rockhurst (17-2-2) * vs. 4 Notre Dame (OH) (14-5-0) — Notre Dame (OH) 3-0 (5 Drury (12-4-2))
- Rockhurst 3-2 (OT)
- 2 Saginaw Valley (15-2-3) * vs. 3 Quincy (12-2-5)
- Saginaw Valley 1-1 (2OT) (PK)
- Saginaw Valley 2-1 (OT)
- 1 Northeastern St. (12-4-3) * vs. 2 Fort Hays St. (11-5-2)
- Northeastern St. 6-3
- Highest Remaining seed from Central to host 3rd/QF
- Saginaw Valley 1-0 (2OT)
- 12/1; Noon ET

SUPER REGION 4

- 1 Simon Fraser (16-1-1) * # vs. 4 Cal St. Stanislaus (11-4-3) — Cal St. Stanislaus 3-2 (5 Notre Dame de Namur (13-4-1))
- Simon Fraser 2-1
- 2 Grand Canyon (15-2-1) * vs. 3 Seattle Pacific (11-3-4) — Cal St. L.A. 1-1 (2OT) (PK) (6 Cal St. L.A. (11-4-3))
- Grand Canyon 1-1 (2OT) (PK) *
- Simon Fraser 2-1
- 1 Regis (CO) (17-1-1) vs. 2 Colorado Mines (14-4-2) * — Incarnate Word 4-2 (3 Incarnate Word (12-3-2))
- Incarnate Word 4-2
- Incarnate Word 1-0
- Highest Remaining seed from West to host 3rd/QF
- Simon Fraser 1-0
- 11/29; 2 p.m.
- Saginaw Valley 3-1

Lynn 3-2

NATIONAL CHAMPION

11/19/12 KAW:lh

* Host Site
\# Hosting at Cal State East Bay

2013 NCAA Division II Men's Soccer Championship

Hosted by the Peach Belt Conference
December 5 and 7

First Round	Second Round	Third Round	Quarterfinals	Semifinals	Final
November 14 or 15	November 16 or 17	November 21 or 22	November 23 or 24	December 5	December 7

SUPER REGION 1

4 Dowling (11-4-3)
11/14, 1 p.m.
5 NYIT (13-4-0)
Dowling 2-1

1 LIU Post (17-1-2) *
11/16, 1 p.m.
LIU Post 6-1

3 Post (15-2-2)
11/14, 7 p.m.
6 Wilmington (DE) (12-5-2)
Wilmington (DE) 2-1 (2OT)

2 Southern N.H. (18-1-0)*
11/16, 1 p.m.
Southern N.H. 3-0

Southern N.H. 3-1

1 Slippery Rock (13-3-3) *
11/16, 1 p.m.
4 Millersville (12-5-2)
Millersville 2-1

2 Notre Dame (OH) (15-3-0) *
11/17, Noon
3 Mercyhurst (15-5-0)
Mercyhurst 1-0 (2OT) *

Mercyhurst 3-1

Highest Remaining seed from Atlantic to host 3rd/QF

Southern N.H. 0-0 (2OT)(PK)

SUPER REGION 3

4 Indianapolis (15-3-2)
11/15, 1 p.m.
5 Lewis (12-2-4)
Lewis 0-0 (2OT) (PK)

1 Ohio Dominican (12-2-4)*
11/17, Noon
Lewis 1-0 (OT)

2 Tiffin (11-3-3) *
11/16, 1 p.m.
3 Rockhurst (15-3-2)
Rockhurst 1-1 (2OT)(PK) *

Rockhurst 2-0

1 Lindenwood (MO) (18-0-2)
2 Fort Hays State (12-5-2)
Lindenwood (MO) 1-0

Highest Remaining seed from Midwest to host 3rd/QF

Rockhurst 1-0

12/5, 5 p.m.

Southern N.H. 2-1

SUPER REGION 2

1 Rollins (14-2-0) *

2 Saint Leo (13-2-1) *
11/16, 7 p.m.
3 West Florida (14-4-1)
West Florida 1-1 (2OT)(PK)

Rollins 4-1

Highest Remaining seed from South to host 3rd/QF

Carson-Newman 2-1

4 Carson-Newman (12-5-0)
11/14, 1 p.m.
5 Anderson (SC) (12-6-3)
Carson-Newman 3-2

1 Limestone (15-3-0) *
11/16, 1 p.m.
Carson-Newman 3-1

Carson-Newman 0-0 (2OT)(PK)

3 Lander (10-5-1)*
11/15, 7 p.m.
6 Flagler (9-6-3)
Lander 1-0 (OT)

2 Queens (NC) (16-3-0)
11/17, 7 p.m.
Lander 2-1

12/5, 8 p.m.

Carson-Newman 3-2

12/7, 3 p.m.

Southern N.H. 2-1

NATIONAL CHAMPION

SUPER REGION 4

4 Simon Fraser (14-2-1)
11/14, 10 p.m.
5 Cal Baptist (10-6-1)
Simon Fraser 5-0

1 Cal St. L.A. (14-1-5) *
11/16, 10 p.m.
Simon Fraser 2-1 (2OT)

3 Cal St. Chico (13-4-2)
11/14, 3 p.m.
6 Seattle Pacific (12-3-3)
Cal St. Chico 1-0

2 UC San Diego (14-3-3) *
11/16, 10 p.m.
UC San Diego 1-1 (2OT)(PK)

Simon Fraser 1-1 (2OT)(PK)

1 Regis (CO) (13-3-1) *

2 Midwestern St. (11-3-2) *
11/17, 2 p.m.
3 Colorado Mines (11-6-1)
Midwestern St. 1-0

Regis (CO) 2-1 (OT)

Highest Remaining seed from South Central to host 3rd/QF

Simon Fraser 5-0

NCAA 2013 SOCCER CHAMPIONSHIP DIVISION II

NCAA/11/14/13/LH

* Host Site
Higher seed is the home team.
All times are Eastern time.

2014 NCAA Division II Men's Soccer Championship

First Round November 13 or 14	Second Round November 15 or 16	Third Round November 20 or 21	Quarterfinals November 22 or 23	Semifinals December 4	Final December 6

SUPER REGION 1

- 4 NYIT (14-2-1) / 5 LIU Post (14-4-1) — LIU Post 2-0
- 1 *Southern N.H. (17-1-1) / LIU Post 2-0 — LIU Post 2-2, 2 OT, PK
- 3 Merrimack (13-4-2) / 6 Philadelphia U. (16-4-1) — Merrimack 5-0
- 2 *Southern Conn. St. (15-4-0) / Merrimack 5-0 — *Merrimack 1-0
- LIU Post 2-0 / *Merrimack 1-0 — LIU Post 2-0
- 1 *Charleston (WV) (18-0-1) / 4 Bloomsburg (13-5-2) — Charleston (WV) 5-0
- 2 *Mercyhurst (18-2-0) / 3 Notre Dame (OH) (10-5-2) — Mercyhurst 1-0
- Charleston (WV) 5-0 / Mercyhurst 1-0 — Charleston (WV) 1-0
- LIU Post 2-0 / Charleston (WV) 1-0 — Charleston (WV) 1-0

Highest Remaining seed from East to host 3rd/QF

SUPER REGION 4

- 4 Northwest Nazarene (14-3-1) / 5 Simon Fraser (11-4-2) — Northwest Nazarene 1-0
- 1 *Seattle Pacific (15-1-2) / Northwest Nazarene 1-0 — *Seattle Pacific 2-1
- 3 Cal St. L.A. (13-3-1) / 6 UC San Diego (9-4-5) — Cal St. L.A. 1-1, 2 OT, PK
- 2 *Azusa Pacific (14-2-0) / Cal St. L.A. 1-1, 2 OT, PK — Cal St. L.A. 1-0
- *Seattle Pacific 2-1 / Cal St. L.A. 1-0 — Cal St. L.A. 1-0
- 1 St. Edward's (16-2-1)
- 2 *Colorado Mesa (15-3-1) / 3 Midwestern St. (12-3-2) — Colorado Mesa 1-0
- St. Edward's (16-2-1) / Colorado Mesa 1-0 — Colorado Mesa 2-1
- Cal St. L.A. 1-0 / Colorado Mesa 2-1 — Colorado Mesa 1-0

Highest Remaining seed from West to host 3rd/QF

- Charleston (WV) 1-0 / Colorado Mesa 1-0 — Charleston (WV) 2-0

SUPER REGION 2

- 1 Lynn (15-1-1)
- 2 *Christian Bros. (12-3-0) / 3 Saint Leo (10-3-3) — Saint Leo 2-2, 2OT, PK
- Lynn (15-1-1) / Saint Leo 2-2, 2OT, PK — Lynn 3-0
- 4 S.C. Aiken (14-5-1) / 5 Pfeiffer (16-4-1) — Pfeiffer 3-1
- 1 *Young Harris (17-0-1) / Pfeiffer 3-1 — *Young Harris 6-0
- 3 Wingate (13-4-1) / 6 Barton (13-6-0) — Wingate 4-1
- 2 *Limestone (15-2-1) / Wingate 4-1 — Limestone 1-0
- *Young Harris 6-0 / Limestone 1-0 — *Young Harris 3-1
- Lynn 3-0 / *Young Harris 3-1 — Lynn 4-1

Highest Remaining seed from Southeast to host 3rd/QF

- Lynn 4-1 / Charleston (WV) 2-0 — Lynn 4-1

SUPER REGION 3

- 4 Drury (15-4-0) / 5 Tiffin (12-4-1) — Drury 1-0
- 1 *Quincy (18-1-2) / Drury 1-0 — Quincy 2-1
- 2 *Northwood (MI) (13-3-1) / 3 Saginaw Valley (12-4-2) — Saginaw Valley 5-2
- Quincy 2-1 / Saginaw Valley 5-2 — Quincy 3-0
- 1 *Northeastern St. (16-3-1) / 2 Fort Hays St. (11-5-3) — Fort Hays St. 1-1, 2OT, PK
- Quincy 3-0 / Fort Hays St. 1-1, 2OT, PK — Quincy 3-2

Highest Remaining seed from Central to host 3rd/QF

- Quincy 3-2 / Lynn 4-1 — Lynn 3-2

Owsley B. Frazier Stadium
Louisville, Kentucky
Noon
Live on NCAA.com

NATIONAL CHAMPION

2014 SOCCER CHAMPIONSHIPS
DIVISION II • LOUISVILLE, KENTUCKY

* Host Institution
All times are Eastern time.
Information subject to change.

© 2015 National Collegiate Athletic Association. No commercial use without the NCAA's written permission.
The NCAA opposes all forms of sports wagering.

2015 NCAA Division II Men's Soccer Championship

First Round November 12 or 13	Second Round November 14 or 15	Third Round November 19 or 20	Quarterfinals November 21 or 22	Semifinals December 3	Final December 5

SUPER REGION 1

4 Merrimack (14-3-2) — Thurs. 11/12; 7 p.m. — 5 Le Moyne (12-5-1) → Merrimack 2-1

1 *Southern N.H. (17-1) — Sat. 11/14; 1 p.m. — Merrimack 2-1 → Southern N.H. 3-0

3 Adelphi (13-4-3) — Thurs. 11/12; 1 p.m. — 6 Wilmington (DE) (14-5) → Wilmington (DE) 4-3

2 *LIU Post (14-2-2) — Sat. 11/14; 1 p.m. — Wilmington (DE) 4-3 → LIU Post 6-0

LIU Post 6-0 vs Southern N.H. 3-0 → LIU Post 1-1 5-4 PK

1 *Charleston (WV) (17-2) — Sat. 11/14; 7 p.m. — 4 Notre Dame (OH) (13-6) → Charleston (WV) 4-2

2 *Millersville (14-4-1) — Sun 11/15; 1 p.m. — 3 Urbana (12-4-2) → Urbana 1-0

Charleston (WV) 4-2 vs Urbana 1-0 → Charleston (WV) 1-0

Highest Remaining seed from Atlantic to host 3rd/QF

LIU Post 1-1 5-4 PK vs Charleston (WV) 1-0 → Charleston (WV) 2-1

SUPER REGION 2

1 *Palm Beach Atl. (14-1-1) — Sat. 11/14; 7 p.m. — 4 West Ala. (9-5-2) → Palm Beach Atl. 2-0

2 *Rollins (10-7) — Sat. 11/14; 7 p.m. — 3 Saint Leo (9-4-1) → Rollins 2-0

Palm Beach Atl. 2-0 vs Rollins 2-0 → Palm Beach Atl. 6-1

Highest Remaining seed from South to host 3rd/QF

1 *Pfeiffer (20-0) — Sun. 11/15; 1 p.m. — Pfeiffer 2-1

4 Lander (14-3-1) — Fri. 11/13; 7 p.m. — 5 Wingate (14-3-3) → Wingate 1-1 3-0 PK

2 *Young Harris (16-3) — Sun. 11/15; 3:30 p.m. — Young Harris 2-1

3 Carson-Newman (15-2-2) — Fri. 11/13; 3:30 p.m. — 6 Limestone (15-4) → Limestone 2-0

Pfeiffer 2-1 vs Young Harris 2-1 → Pfeiffer 3-0

Palm Beach Atl. 6-1 vs Pfeiffer 3-0 → Pfeiffer 5-4

Charleston (WV) 2-1 vs Pfeiffer 5-4 → Pfeiffer 2-1

6 p.m.
Live on NCAA.com

SUPER REGION 3

1 *Cal Poly Pomona (13-2-3) — Sat. 11/14; 10p.m. — 4 Cal St. Stanislaus (13-4-2) — Thurs. 11/12; 10 p.m. — 5 Cal St. L.A. (12-4-2) → Cal St. L.A. 1-1 3-0 PKs

Cal Poly Pomona 1-0

2 *Seattle Pacific (14-1-3) — Sat. 11/14; 10 p.m. — 3 Cal St. Dom. Hills (13-2-3) — Thurs. 11/12; 6 p.m. — 6 Fresno Pacific (13-2-2) → Cal St. Dom. Hills 3-2

Cal St. Dom. Hills 1-1 3-2 PKs

Cal Poly Pomona 1-0 vs Cal St. Dom. Hills 1-1 3-2 PKs → Cal Poly Pomona 2-1

1 *Midwestern St. (16-0-1) — Sun. 11/15; 3 p.m. — 4 Colorado Mesa (14-4-2)

Midwestern St. 4-2

2 *Colorado Mines (16-0-3) — Sat. 11/14; 3 p.m. — 3 St. Edward's (14-2-2)

Colorado Mines 2-1

Midwestern St. 4-2 vs Colorado Mines 2-1 → Colorado Mines 4-3

Highest Remaining seed from South Central to host 3rd/QF

Cal Poly Pomona 2-1 vs Colorado Mines 4-3 → Cal Poly Pomona 3-2

SUPER REGION 4

1 *Rockhurst (16-1-2) — Sat. 11/14; 2 p.m. — 4 Cedarville (14-3-2) — Thurs. 11/12; 7 p.m. — 5 Quincy (12-6-2) → Cedarville 3-0

Rockhurst 3-0

2 *Northwood (MI) (15-1-1) — Sat. 11/14; Noon — 3 Saginaw Valley (14-2-1) — Thurs. 11/12; 1 p.m. — 6 UIndy (12-4-3) → Saginaw Valley 2-0

Northwood 3-1

Rockhurst 3-0 vs Northwood 3-1 → Rockhurst 2-1

1 Upper Iowa (12-3-1)

2 Fort Hays St. (12-5-1)

Fort Hays St. 4-2

Highest Remaining seed from Midwest to host 3rd/QF

Rockhurst 2-1 vs Fort Hays St. 4-2 → Rockhurst 1-1 4-1 PK's

9 p.m.
Live on NCAA.com

Cal Poly Pomona 3-2 vs Rockhurst 1-1 4-1 PK's → Cal Poly Pomona 1-0

Ashton Brosnaham Soccer Complex
Pensacola, Florida
4 p.m.
Live on NCAA.com

Pfeiffer 2-1 vs Cal Poly Pomona 1-0 → Pfeiffer 4-0

NATIONAL CHAMPION

* Host Institution
All times are Eastern time.
Information subject to change.

© 2015 National Collegiate Athletic Association. No commercial use without the NCAA's written permission.
The NCAA opposes all forms of sports wagering.

2016 NCAA Division II Men's Soccer Championship

First Round November 10 or 11	Second Round November 12 or 13	Third Round November 17 or 18	Quarterfinals November 19 or 20	Semifinals December 1	Final December 3

SUPER REGION 1

4 Franklin Pierce (12-5) — Thurs. 11/10; 1 p.m. — 5 Merrimack (14-5)
1 * LIU Post (17-0-1) — Sat. 11/12; 1 p.m. — Merrimack 3-2
*LIU Post 1-0

3 Le Moyne (14-4-2) — Thurs. 11/10; 4 p.m. — 6 Southern N.H. (11-4-2)
2 * Adelphi (17-1-1) — Sat. 11/12; 4 p.m. — Southern N.H. 3-1
Adelphi 1-0

Thurs. 11/17; 1 p.m.
Adelphi 4-0

Highest Remaining seed from East to host 3rd/QF

1 * Charleston (WV) (16-2-1) — Sat. 11/12; 7 p.m. — 4 West Chester (11-4-3)
Charleston (WV) 2-0

2 Mercyhurst (15-4-1) — Sun. 11/13; 2 p.m. — 3 * Urbana (13-4-1)
Urbana- 2-0

Thurs. 11/17; 10 a.m.
Charleston (WV) 2-1

Sat. 11/19; 1 p.m.
Charleston (WV) 2-2 (4-3 PK's)

SUPER REGION 2

4 Southern Ind. (13-3-3) — Fri. 11/11; 8 p.m. — 5 Quincy (12-5-2)
1 * Rockhurst (16-2-2) — Sun. 11/13; 2 p.m. — Southern Ind. 2-2 (3-1 PK)
Rockhurst 3-1

3 * Saginaw Valley (15-4-1) — Fri. 11/11; 1 p.m. — 6 Drury (11-4-3)
2 Tiffin (14-4-2) — Sun. 11/13; 1 p.m. — Drury 2-1
Drury 2-1

Fri. 11/18; 5 p.m.
Rockhurst 1-1 (5-4PK's)

Sun. 11/20 2 p.m.
Rockhurst 1-0

Highest Remaining seed from Central to host 3rd/QF

1 * Fort Hays St. (13-4-1) — Fri. 11/18; 8 p.m. — 2 Lindenwood (MO) (13-3-2)
Fort Hays St. 1-0

Children's Mercy Victory Field
at Swope Soccer Village
Kansas City, Missouri
3 p.m.
Live on NCAA.com

Charleston (WV) 2-1

SUPER REGION 3

4 Sonoma St. (10-4-5) — Thurs. 11/10; 4 p.m. — 5 Cal Poly Pomona (12-5-2)
1 *Simon Fraser (14-1-2) ^ — Sat. 11/12; 4 p.m. — Cal Poly Pomona 2-0
Cal Poly Pomona 0-0 (4-3 PK's)

3 Dixie St. (15-3) — Fri. 11/11; 3 p.m. — 6 Western Wash. (9-4-4)
2 * UC San Diego (16-2-2) — Sun. 11/13; 3 p.m. — Western Wash. 3-2
*UC San Diego 2-0

Fri. 11/18; 10 p.m.
UC San Diego 1-0

Sun. 11/20 3 p.m.
UC San Diego 2-1

Highest remaining seed from West to host 3rd/QF

1 * St. Edward's (17-2-1) — Sat. 11/12; 2 p.m. — 4 Regis (CO) (14-4-1)
St. Edward's 1-0

2 * Midwestern St. (16-3-1) — Sun. 11/13; 2 p.m. — 3 Colorado Mesa (14-1-5)
Midwestern St. 1-0

Fri. 11/18; 7 p.m.
Midwestern St. 3-2

Children's Mercy Victory Field
at Swope Soccer Village
Kansas City, Missouri
Noon
Live on NCAA.com

Wingate 2-0

SUPER REGION 4

1 * Lynn (14-1-2) — Sat. 11/12; 1 p.m. — 4 Tampa (11-4-3)
Tampa 1-0

2 * Palm Beach Atl. (12-4-1) — Sun. 11/13; 4 p.m. — 3 Florida Tech (10-4-1)
Palm Beach Atlantic 2-1

Fri. 11/18; 4 p.m.
Tampa 3-2

Sun. 11/20 1 p.m.
Wingate 1-0

Highest Remaining seed from Southeast to host 3rd/QF

1 * Wingate (14-1) — Sun. 11/13; 1 p.m. — 4 Limestone (15-3) — Fri. 11/11; 7 p.m. — 5 Lander (14-3-1)
*Wingate 3-0
Limestone 2-1

2 * Pfeiffer (18-2) — Sat. 11/12; 7 p.m. — 3 Tusculum (16-3) — Thurs. 11/10; 7 p.m. — 6 Lenoir-Rhyne (11-4-3)
Pfeiffer 6-1
Lenoir Rhyne 3-1

Fri. 11/18; 7 p.m.
Wingate 1-0

Children's Mercy Victory Field
at Swope Soccer Village
Kansas City, Missouri
1 p.m.
Live on NCAA.com

Wingate 2-0

NATIONAL CHAMPION

*Host institution
^ Simon Fraser hosting at Seattle Pacific.
All times are Eastern times.
Information subject to change.

© 2016 National Collegiate Athletic Association. No commercial use without the NCAA's written permission.
The NCAA opposes all forms of sports wagering.

2017 NCAA Division II Men's Soccer Championship

First Round November 9 or 10	Second Round November 11 or 12	Third Round November 16 or 17	Quarterfinals November 18 or 19	Semifinals November 30	Final December 2

SUPER REGION 1

- 4 Southern Conn. St. (11-3-4) — Thurs. 11/09, 1 p.m. — 5 Dist. Columbia (14-6) → Dist. Columbia 3-0
- 1 *LIU Post (16-0-2) — Sat. 11/11, 1 p.m. → LIU Post 2-1
- 3 Merrimack (16-2-2) — Thurs. 11/09, 7 p.m. — 6 Goldey-Beacom (16-4-1) → Goldey-Beacom 1-0
- 2 *Adelphi (13-2-2) — Sat. 11/11, 7 p.m. → Adelphi 2-1
- Thurs. 11/16, 7 p.m. → LIU Post 3-0
- 1 *Charleston (WV) (16-1-2) — Sat. 11/11, 7 p.m. → *Charleston (WV) 1-0
- 4 West Va. Wesleyan (11-5-3)
- Thurs. 11/16, 4 p.m. → Charelston (WV) 3-0
- 2 *West Chester (13-2-2) — Sat. 11/11, 1 p.m. → West Chester 2-1
- 3 East Stroudsburg (14-3-2)
- Sat. 11/18, 1 p.m. → Charleston (WV) 2-0

SUPER REGION 2

- 4 Cal St. L.A. (14-4-3) — Thurs. 11/09, 4 p.m. — 5 Cal St. Dom. Hills (12-4-3) → Cal St. Dom. Hills 1-0
- 1 *California Baptist (16-0-2) — Sat. 11/11, 4 p.m. → California Baptist 5-0
- 3 Simon Fraser (11-2-4) — Thurs. 11/09, 4 p.m. — 6 Cal Poly Pomona (14-5) → Cal Poly Pomona 2-1
- 2 *Point Loma (14-2-2) — Sat. 11/11, 4 p.m. → Cal Poly Pomona 1-0
- Thurs. 11/16, 4 p.m. → Cal Poly Pomona 1-0
- 1 *Midwestern St. (18-0-2) — Sun. 11/12, 2 p.m. → *Midwestern St. 3-0
- 4 Colorado Mesa (16-3-1)
- Thurs. 11/16, 7 p.m. → Midwestern St. 3-0
- 2 *St. Edward's (15-4-1) — Sat. 11/11, 2 p.m. → Colo. Sch. Of Mines 0-0 (6-5 Pk's)
- 3 Colo. Sch. of Mines (17-3)
- Sat. 11/18, 7 p.m. → Cal Poly Pomona 2-2 (6-5 Pk's)

Children's Mercy Victory Field
at Swope Soccer Village
Kansas City, Missouri
9 p.m.
Live on NCAA.com

- Charleston (WV) 1-0

SUPER REGION 3

- 4 Davis & Elkins (14-3-2) — Fri. 11/10, 7 p.m. — 5 Saginaw Valley (13-4-1) → Davis & Elkins 1-1 (2-0 PK's)
- 1 *Ohio Valley (17-1-3) — Sun. 11/12, 1 p.m. → *Ohio Valley 1-1 (3-0 PK's)
- 3 Maryville (MO) (12-3-2) — Fri. 11/10, 8 p.m. — 6 UIndy (13-5-1) → Maryville (MO) 1-0
- 2 *Rockhurst (13-2-2) — Sun. 11/12, 2 p.m. → Rockhurst 1-0
- Thurs. 11/16, 4 p.m. at Alderson Broaddus University → Rockhurst 1-0
- 1 Northeastern St. (13-5)
- Thurs. 11/16, 7 p.m. at Alderson Broaddus University → Northeastern St. 2-1
- 2 Fort Hays St. (11-5-2)
- Sat. 11/19, 1 p.m. → Rockhurst 1-0

SUPER REGION 4

- 1 *Palm Beach Atl. (14-1-2) — Sun. 11/12, 4 p.m. → *Lynn 2-1
- 4 Lynn (11-3-2)
- Fri. 11/17, 4 p.m. → Lynn 1-0
- 2 West Ala. (15-2-1) — Sun. 11/12, 1 p.m. → West Ala. 5-1
- 3 *Tampa (9-3-3)
- Sun. 11/19, 1 p.m. → Lynn 2-1
- 1 *Limestone (15-2-2) — Sat. 11/11, 1 p.m. → Young Harris 2-0
- 4 Young Harris (11-3-2) — Thurs. 11/09, 7 p.m. — 5 Lenoir-Rhyne (10-3-3) → Young Harris 2-0
- 2 *Wingate (14-4-1) — Sun. 11/12, 1 p.m. → Lander 1-1 (5-4 PK's)
- 3 Lander (12-3-2) — Fri. 11/10, 7 p.m. — 6 Lincoln Memorial (10-4-3) → Lander 1-0
- Fri. 11/17, 1 p.m. → Young Harris 3-2

Children's Mercy Victory Field
at Swope Soccer Village
Kansas City, Missouri
6 p.m.
Live on NCAA.com

- Lynn 0-0 (3-0 Pk's)

Children's Mercy Victory Field
at Swope Soccer Village
Kansas City, Missouri
4 p.m.
Live on NCAA.com

- Charleston (WV) 0-0 (3-1 PK's)

NATIONAL CHAMPION

*Host institution
All times are Eastern times.
Information subject to change.

© 2017 National Collegiate Athletic Association. No commercial use without the NCAA's written permission.
The NCAA opposes all forms of sports wagering.

2018 NCAA DIVISION II MEN'S SOCCER CHAMPIONSHIP

First Round November 8 or 9 | **Second Round** November 10 or 11 | **Third Round** November 15 or 16 | **Quarterfinals** November 17 or 18 | **Semifinals** November 29 | **Final** December 1

Advancing Teams seeded prior to the semi-finals

4 Le Moyne (13-3-1) *
Fri. 11/09, 1 p.m.
5 Wilmington (DE) (14-1-4)

1 Adelphi (14-3-2)
Sun. 11/11, 1 p.m.
Wilmington 4-1

Adelphi 2-1
Thurs. 11/15 1 p.m.

3 Mercy (12-3-1)
Thurs. 11/08, 1 p.m.
6 Post (11-7-1)

2 LIU Post (13-4-1) *
Sat. 11/10, 1 p.m.
Mercy 1-0

LIU Post 1-0 *

Adelphi 2-0

Highest Remaining seed from East to host 3rd/QF

1 Charleston (WV) (16-0-2) *
Sat. 11/10, 1 p.m.
4 Millersville (10-3-5)

Charleston (WV) 1-0
Thurs. 11/15 10 a..m.

2 West Chester (12-2-4) *
Sat. 11/10, 1 p.m.
3 Notre Dame (OH) (14-3-1)

West Chester 2-1

West Chester 1-0

Sat. 11/17 1 p.m.
(at Hofstra University)

1 Fort Hays St.

Highmark Stadium
Pittsburgh, Pennsylvania
11 a.m.
Live on NCAA.com

Barry 0-0 (5-4 PK's)

4 Fresno Pacific (14-2-1)
Thurs. 11/08, 10 p.m.
5 Cal Poly Pomona (13-5-0)

1 Simon Fraser (17-1-0) *
Sat. 11/10, 10 p.m.
Cal Poly Pomona 3-0

Cal Poly Pomona 1-0 (OT)
Thurs. 11/15 10 p.m.

3 Cal St. LA (13-2-3)
Thurs. 11/08, 10 p.m.
6 Chico St. (13-5-1)

2 Azusa Pacific (16-1-1) *
Sat. 11/10, 9 p.m.
Cal St. LA 2-1

Azusa Pacific 2-1 (OT) *

Cal Poly Pomona 1-0

Highest remaining seed from West to host 3rd/QF

Sat. 11/17 9 p.m.

4 Barry

1 MSU Texas (16-1-1) *
Sun. 11/11, 2 p.m.
4 Colorado Mesa (13-2-4)

Colorado Mesa 0-0 (5-4 PK's)
Thurs. 11/15 7 p.m.

2 Colo. Sch. of Mines (17-1-1) *
Mon. 11/12, 3:30 p.m.
3 West Tex. A&M (15-2-2)

West Tex. A&M 2-0

West Tex. A&M 1-0 (OT)

Highmark Stadium
Pittsburgh, Pennsylvania
Noon
Live on NCAA.com

Barry 2-1

NATIONAL CHAMPION

4 Ohio Valley (16-5-0)
Fri. 11/09, Noon
5 Maryville (MO) (10-4-4)

1 Tiffin (15-4-0) *
Sun. 11/11, Noon
Ohio Valley 2-1

Ohio Valley 1-1 (4-1 PK's)
Thurs. 11/15 5 p.m.

3 Saginaw Valley (9-2-6)
Thurs. 11/08, 8 p.m.
6 Ashland (7-9-3)

2 Southern Ind. (13-3-1) *
Sat. 11/10, 2 p.m.
Saginaw Valley 4-3 (OT)

Saginaw Valley 4-1

Ohio Valley 1-0

Highest seed from Central to host 3rd/QF

Sat. 11/17 2 p.m.

2 Cal Poly Pomona

1 Fort Hays St. (15-2-1) *
Thurs. 11/15 8 p.m.

2 Northeastern St. (14-2-1)

Fort Hays St. 3-1

Highmark Stadium
Pittsburgh, Pennsylvania
2 p.m.
Live on NCAA.com

West Chester 2-1 (OT)

1 Palm Beach Atl. (18-1-0) *
Sat. 11/10, 7 p.m.
4 Lynn (11-4-1)

Lynn 1-1 (5-4 PK's)
Fri. 11/16 7 p.m.

2 Spring Hill (16-1-0)
Sat. 11/10, 7 p.m.
3 Barry (13-3-1) *

Barry 4-1

Barry 0-0 (4-2 PK's)

Highest Remaining seed from Southeast to host 3rd/QF

Sun. 11/18 1 p.m.

3 West Chester

4 Tusculum (11-6-1)
Fri. 11/09, 7 p.m.
5 Queens (NC) (10-5-1)

1 Young Harris (16-0-0) *
Sun. 11/11, 1 p.m.
Tusculum 3-2

Young Harris 2-1 *

Fri 11/16 4 p.m.

3 Limestone (13-3-1)
Fri. 11/09, 7 p.m.
6 Anderson (SC) (10-4-3)

2 Lander (14-1-2) *
Sun. 11/11, 1 p.m.
Anderson 3-2 (OT)

Lander 1-0 (OT)

Lander 1-0

*Host institution
All times are Eastern times.
Information subject to change.

© 2018 National Collegiate Athletic Association. No commercial use without the NCAA's written permission.
The NCAA opposes all forms of sports wagering.

2019 NCAA DIVISION II MEN'S SOCCER CHAMPIONSHIP

1ST ROUND NOVEMBER 21 OR 22 | **2ND ROUND** NOVEMBER 23 OR 24 | **3RD ROUND** DECEMBER 5 OR 6 | **QUARTERFINALS** DECEMBER 7 OR 8

SEMI-FINALS DECEMBER 12, 5 p.m.
FINALS DECEMBER 14, 3 p.m.
HIGHMARK STADIUM
PITTSBURGH, PENNSYLVANIA
ADVANCING TEAMS SEEDED PRIOR TO THE SEMI-FINALS
SEMI-FINALS DECEMBER 12, 8 p.m.

QUARTERFINALS DECEMBER 7 OR 8 | **3RD ROUND** DECEMBER 5 OR 6 | **2ND ROUND** NOVEMBER 23 OR 24 | **1ST ROUND** NOVEMBER 21 OR 22

- 8 Millersville (13-5-2) — Thurs. 11/21, 6 p.m. — 9 Post (14-3-3)
  - 1 Adelphi (15-2-1)* — Sat. 11/23, 6p.m. — Post 3-2
  - Post 1-0
- 4 Franklin Pierce (13-3-2)* — Sat. 11/23, 3 p.m. — 5 Wilmington (DE) (17-2-1)
  - Franklin Pierce 1-0
- Thurs. 12/5, 10 a.m. — Franklin Pierce 2-1 (2OT)
- 7 West Chester (14-4-1) — Fri. 11/22, Noon — 10 Assumption (12-7)
  - 2 Gannon (17-2-0)* — Sun. 11/24, Noon — Assumption 2-1 (2OT)
  - *Gannon 5-0
- 3 Charleston (WV) (17-2-1)* — Sat. 11/23, 3p.m. — 6 Mercy (14-3-3)
  - Charleston (WV) 5-0
- Thurs. 12/5, 1 p.m. — Charleston (WV) 3-0
- Sat. 12/7, 2 p.m. — 1 Cal State LA
- 8 Queens (NC) (11-6) — Thurs. 11/21, 6 p.m. — 9 Lee (12-4-4)
  - 1 Lynn (13-1-2)* — Sat. 11/23, 6 p.m. — Queens 1-1 (5-4 PK's)
  - *Lynn 1-0
- 4 Florida Tech (11-3-1)* — Sat. 11/23, 7 p.m. — 5 West Florida (13-2-3)
  - Florida Tech 2-1
- Thurs. 12/5, 3 p.m. — Lynn 2-1
- 7 Francis Marion (15-4-1) — Fri. 11/22, 2 p.m. — 10 Limestone (11-6-2)
  - 2 Palm Beach Atl. (14-2-3)* — Sun. 11/24, 2 p.m. — Francis Marion 3-2 (OT)
  - Palm Beach Atl. 2-1
- 3 Wingate (13-2-3)* — Sun. 11/24, 1 p.m. — 6 Young Harris (12-4)
  - Wingate 5-2
- Thurs. 12/5, 6 p.m. — Wingate 3-1
- Sat. 12/7, 6 p.m. — 4 UIndy
- Cal State LA 3-0
- Charleston (WV) 2-0
  NATIONAL CHAMPION
- Charleston (WV) 3-1
- Charleston (WV) 2
- Lynn 3
- UIndy 3-2 — Sun. 12/8, 2 p.m. — Maryville 2-1
  - UIndy 2-0 — Fri. 12/6, 3 p.m. — Ohio Valley 2-0
  - Lake Erie (18-2)* — Sat. 11/23, 1 p.m. — UIndy 3-2
  - Fort Hays St. (13-5-2) 8 — Thurs. 11/21, Noon — Uindy (12-5-1) 9
  - McKendree (15-3-2)* 4 — Sun. 11/24, 1 p.m. — Ohio Valley (12-5-2) 5
  - *Bellarmine 0-0 (4-3 PK's) — Fri. 12/6, 6 p.m. — Maryville 1-0
  - Bellarmine (16-0-4)* 2 — Sun. 11/24, 2 p.m. — Cedarville 0-0 (5-4 PK's)
  - Cedarville (12-3-6) 7 — Fri. 11/22, 2 p.m. — Wis.-Parkside (13-5-2) 10
  - Maryville (MO) (15-3-2)* 3 — Sun. 11/24, 1 p.m. — Tiffin (11-4-5) 6
- Cal State San B'Dino 2-1 — Sat. 11/7, 9 p.m. — Cal State LA 1-1 (5-3 PK's)
  - Colo. Sch. Of Mines 2-1 — Thurs. 11/5, 6 p.m. — Cal State San B'Dino 1-0
  - Azusa Pacific (18-0)* 1 — Sat. 11/23, 9 p.m. — Colo. Sch. Of Mines 2-1
  - Colo. Sch. Of Mines (13-3-4) 8 — Thurs. 11/21, 9 p.m. — Tex. A&M Int'l (12-6-1) 9
  - Cal Poly Pomona (12-4-3)* 4 — Sat. 11/23, 10 p.m. — Cal St. San B'dino (12-3-3) 5
  - *Cal State LA 3-0 — Thurs. 11/5, 9 p.m. — St. Mary's (TX) 5-0
  - Cal State LA (16-0-2)* 2 — Sat. 11/23, 9 p.m. — Medwestern St. 1-0
  - UC San Diego (14-5-0) 7 — Thurs. 11/21, 9 p.m. — Midwestern St. (15-4-0) 10
  - St. Mary's (TX) (14-3-2)* 3 — Sat. 11/23, 1 p.m. — Western Wash. (13-4-1) 6

* DENOTES HOST INSTITUTION
ALL TIMES ARE EASTERN TIME

© 2019 NATIONAL COLLEGIATE ATHLETIC ASSOCIATION. NO COMMERCIAL USE WITHOUT THE NCAA'S WRITTEN PERMISSION.
THE NCAA OPPOSES ALL FORMS OF SPORTS WAGERING.

2021 NCAA Division II Men's Soccer Championship

1st Round November 18 OR 19 | **2nd Round** November 20 OR 21 | **3rd Round** December 2 OR 3 | **Quarterfinals** December 4 OR 5

Semi-finals December 9, 10 p.m. | **Finals** December 11, 5 p.m. | **Semi-finals** December 9, 7 p.m.

Weidner Field
Colorado Springs, Colorado
Advancing teams seeded prior to the semi-finals

SUPER REGION 1

- 8 Lock Haven (13-3-2) — 11/18, 3 p.m. — 9 Post (12-5-1)
- Post 4-1
- 1 *Franklin Pierce (19-1) — 11/20, 3 p.m. — Post 4-1
- *Franklin Pierce 4-0
- 4 *Millersville (15-5) — 11/20, 6 p.m. — 5 Gannon (16-3-2)
- Millersville 2-2 (4-3 PK's)
- Millersville 1-1 (5-4 PK's)
- 7 American Int'l (14-4-1) — 11/19, 3 p.m. — 10 Molloy (10-6-4)
- American Int'l 4-0
- 2 *Charleston (WV) (17-1-1) — 11/21, 3 p.m. — American Int'l 4-0
- Charleston (WV) 4-0
- 3 *Wilmington (DE) (16-3-1) — 11/20, Noon — 6 Davis & Elkins (16-1-2)
- Davis & Elkins 4-2
- Charleston (WV) 0-0 (3-0 PK's)
- Millersville 1-1 (5-4 PK's) — Charleston (WV) 0-0 (3-0 PK's)
- 1 Cal State LA 1-0 — 4 Nova Southeastern 3-1
- Cal State LA 0-0 (3-1 PK's)

SUPER REGION 3

- 8 Cedarville (13-4-1) — 11/18, 1 p.m. — 9 Ohio Dominican (11-6-3)
- Cedarville 1-0
- 1 *UIndy (15-1-2) — 11/20, Noon — Cedarville 1-0
- *UIndy 3-1
- 4 *Ill. Springfield (12-5-2) — 11/21, 2 p.m. — 5 Maryville (MO) (13-3-3)
- Ill. Springfield 2-1 (OT)
- UIndy 3-0
- 7 Lewis (11-4-3) — 11/18, 3 p.m. — 10 Davenport (11-7-1)
- Lewis 2-0
- 2 *Lake Erie (15-3-1) — 11/20, 6 p.m. — Lewis 2-0
- Lake Erie 2-1
- 3 *Wis.-Parkside (15-3-2) — 11/21, 1 p.m. — 6 Fort Hays St. (13-5-2)
- Fort Hays St. 2-1
- Fort Hays St. 3-2 (2OT)
- Charleston (WV) 1-1 (5-3 PK's)

NATIONAL CHAMPION

Cal State LA 1-0

SUPER REGION 2

- AUM 0-0 (5-4 PK's)
- Nova Southeastern 1-0
- *Young Harris 2-0 — 11/21, 3 p.m. — Limestone 3-2 (2OT)
- *Young Harris (17-0-1) 1
- Limestone (10-4-1) 8
- 11/19, 3 p.m.
- Lenoir-Rhyne (10-5-1) 9
- AUM 1-0 (2OT) — 11/21, 2 p.m.
- *Tampa (13-3) 4
- AUM (10-3-3) 5
- Nova Southeastern 1-0 — 11/21, 3 p.m. — Nova Southeastern 3-2
- *Palm Beach Atl. (13-2) 2
- Nova Southeastern (12-3-1) 7
- 11/19, 3 p.m.
- Coker (11-6-2) 10
- Chowan 1-1 (13-12 PK's) — 11/21, 1 p.m.
- *West Florida (11-3-3) 3
- Chowan (13-3-1) 6
- Charleston (WV) 2-1 (2OT) 2

SUPER REGION 4

- Cal State LA 2-1
- Cal Poly Pomona 2-2 (4-2 PK's)
- *Cal State LA 2-1 — 11/20, 9 p.m. — CSU Pueblo 1-0
- *Cal State LA (14-2-2) 1
- CSU Pueblo (14-5-2) 8
- 11/18, 9 p.m.
- Seattle Pacific (12-3-2) 9
- Colorado Mesa 0-0 (3-2 PK's) — 11/20, 8 p.m.
- *Colorado Mesa (16-3-1) 4
- Colo. Sch. of Mines (14-4-1) 5
- Cal Poly Pomona 1-0 — 11/21, 2 p.m. — Cal Poly Pomona 5-0
- *Midwestern St. (16-2-1) 2
- Cal Poly Pomona (12-4-3) 7
- 11/19, 2 p.m.
- Biola (11-6) 10
- West Tex. A&M 3-2 — 11/20, 7:30 p.m.
- *Azusa Pacific (12-2-2) 3
- West Tex. A&M (13-4) 6
- UIndy 2-0 3

* Denotes Host Institution
All times are Eastern Time

Don't Bet On It.

© 2021 National Collegiate Athletic Association. No commercial use without the NCAA's written permission.

2022 NCAA Division II Men's Soccer Championship

Semi-finals December 1 2 p.m. | **Finals** December 3 3 p.m. | **Semi-finals** December 1 5 p.m.

Interbay Stadium
Seattle, Washington
Advancing teams seeded prior to the semi-finals

Franklin Pierce
NATIONAL CHAMPION

SUPER REGION 1

1st Round November 10 OR 11
- Thurs., 11/10, 6 p.m.: 8 Notre Dame (OH) (15-4-2) vs. 9 Saint Rose (9-4-4)
- Thurs., 11/10, 3 p.m.: 7 Queens (NY) (13-6) vs. 10 Adelphi (8-4-6)

2nd Round November 12 OR 13
- Sat., 11/12, 6 p.m.: 1 *Franklin Pierce (20-0-1) vs. Notre Dame (OH) 2-1 (OT)
- Sat., 11/12, 1 p.m.: 4 *Mercy (12-2-5) vs. 5 Davis & Elkins (15-2-1)
- Sat., 11/12, 3 p.m.: 2 *Charleston (WV) (18-1) vs. Adelphi 1-0
- Sat., 11/12, 6 p.m.: 3 *Mercyhurst (19-0-1) vs. 6 Post (15-3-2)

3rd Round November 17 OR 18
- Thurs., 11/17, 6 p.m.: *Franklin Pierce 6-2; Davis & Elkins 3-0
- Thurs., 11/17, 3 p.m.: Charleston (WV) 4-0; Post 2-0

Quarterfinals November 19 OR 20
- Sat., 11/19, 6 p.m.: Fanklin Pierce 2-1; Charleston (WV) 2-0

Franklin Pierce 1-0

SUPER REGION 2

1st Round November 10 OR 11
- Thurs., 11/10, 9 p.m.: 8 Lake Erie (10-7-3) vs. 9 Southern Nazarene (12-5-3)
- Sun., 11/13, Noon: 4 *Tiffin (10-4-3) vs. 5 Ill. Springfield (7-4-6)

2nd Round November 12 OR 13
- Sun., 11/13, Noon: 1 *Saginaw Valley (14-0-4) vs. Lake Erie 4-0
- Sun., 11/13, Noon: Ill. Springfield 1-1 (4-3 PK's)

3rd Round November 17 OR 18
- Thurs., 11/17, 11 a.m.: Lake Erie 1-1 (3-2 PK's); Ill. Springfield 1-1 (4-3 PK's)

Quarterfinals November 19 OR 20
- Sat., 11/19, 2 p.m.: Lake Erie 2-2 (5-4 PK's)

Lake Erie 1-0

SUPER REGION 3

1st Round November 10 OR 11
- Fri., 11/11, Noon: 7 UIndy (10-4-3) vs. 10 Wis.-Parkside (10-3-4)
- Sun., 11/13, 2 p.m.: 3 *Maryville (MO) (11-4-4) vs. 6 Lewis (11-5-2)

2nd Round November 12 OR 13
- Sun., 11/13, 2 p.m.: 2 *Ashland (12-6-1) vs. Wis.-Parkside 4-2

3rd Round November 17 OR 18
- Thurs., 11/17, 2 p.m.: Wis.-Parkside 3-2; *Maryville (MO) 1-1 (5-4PK's)

Quarterfinals November 19 OR 20
- Sat., 11/19, 2 p.m.: Maryville 2-0

SUPER REGION 4

1st Round November 10 OR 11
- Fri., 11/11, 7 p.m.: 8 Tampa (7-5-3) vs. 9 Lander (11-3-5)
- Sat., 11/12, 6 p.m.: 7 Wingate (10-4-5) vs. 10 Converse (11-1-4)
- Thurs., 11/10, 9 p.m.: 8 Northwest Nazarene (13-3-2) vs. 9 West Tex. A&M (6-4-8)
- Fri., 11/11, 7 p.m.: 7 Midwestern St. (12-5-3) vs. 10 Biola (8-3-6)

2nd Round November 12 OR 13
- Mon., 11/14, 2 p.m.: 1 *Florida Tech (10-0-6) vs. Lander 2-1
- Sun., 11/13, 2 p.m.: 4 *West Florida (11-2-4) vs. 5 Rollins (10-4-2)
- Mon., 11/14, 6 p.m.: 2 *Lenoir-Rhyne (12-4-2) vs. Wingate 1-1 (4-3 PK's)
- Sat., 11/12, 6 p.m.: 3 *Barry (9-3-3) vs. 6 Christian Brothers (10-2-6)
- Sat., 11/12, 9 p.m.: 1 *Cal State LA (15-1-3) vs. Northwest Nazarene 1-1 (6-5 PK's)
- Sat., 11/12, 9 p.m.: 4 *Cal St. Dom. Hills (14-1-5) vs. 5 Colo. Sch. Of Mines (13-4-3)
- Sun., 11/13, 7 p.m.: 2 *St. Mary's (TX) (10-1-6) vs. Midwestern St. 1-0
- Sat., 11/12, 8 p.m.: 3 *CSU Pueblo (15-3-2) vs. 6 Cal Poly Pomona (11-2-6)

3rd Round November 17 OR 18
- Fri., 11/18, 3 p.m.: *Florida Tech 1-1 (5-2 PK's); Rollins 2-2 (4-2 PK's)
- Fri., 11/18, Noon: Wingate 1-1 (3-0 PK's); Barry 3-0
- Thurs., 11/17, 4 p.m.: Northwest Nazarene 2-1; Cal St. Dom. Hills 3-1
- Thurs., 11/17, 7 p.m.: *St. Mary's (TX) 1-0; CSU Pueblo 2-1

Quarterfinals November 19 OR 20
- Sat., 11/26^, 3 p.m.: Rollins 2-0; Barry 2-1
- Sat., 11/19, 7 p.m.: Northwest Nazarene 3-2; CSU Pueblo 2-1

Barry 1-1 (3-1 PK's)

CSU Pueblo 1-0

Semi-finals

1 Franklin Pierce — 4 Lake Erie

Franklin Pierce 5-2

Finals

CSU Pueblo 1-0

CSU Pueblo 2 — Barry 3

* Denotes Host Institution
^ match postponed due to inclement weather and will resume at 3 p.m. EST on Saturday, Nov. 26 at Orlando Health Stadium on the campus of Eastern Florida State College
All times are Eastern Time

© 2022 National Collegiate Athletic Association. No commercial use without the NCAA's written permission.

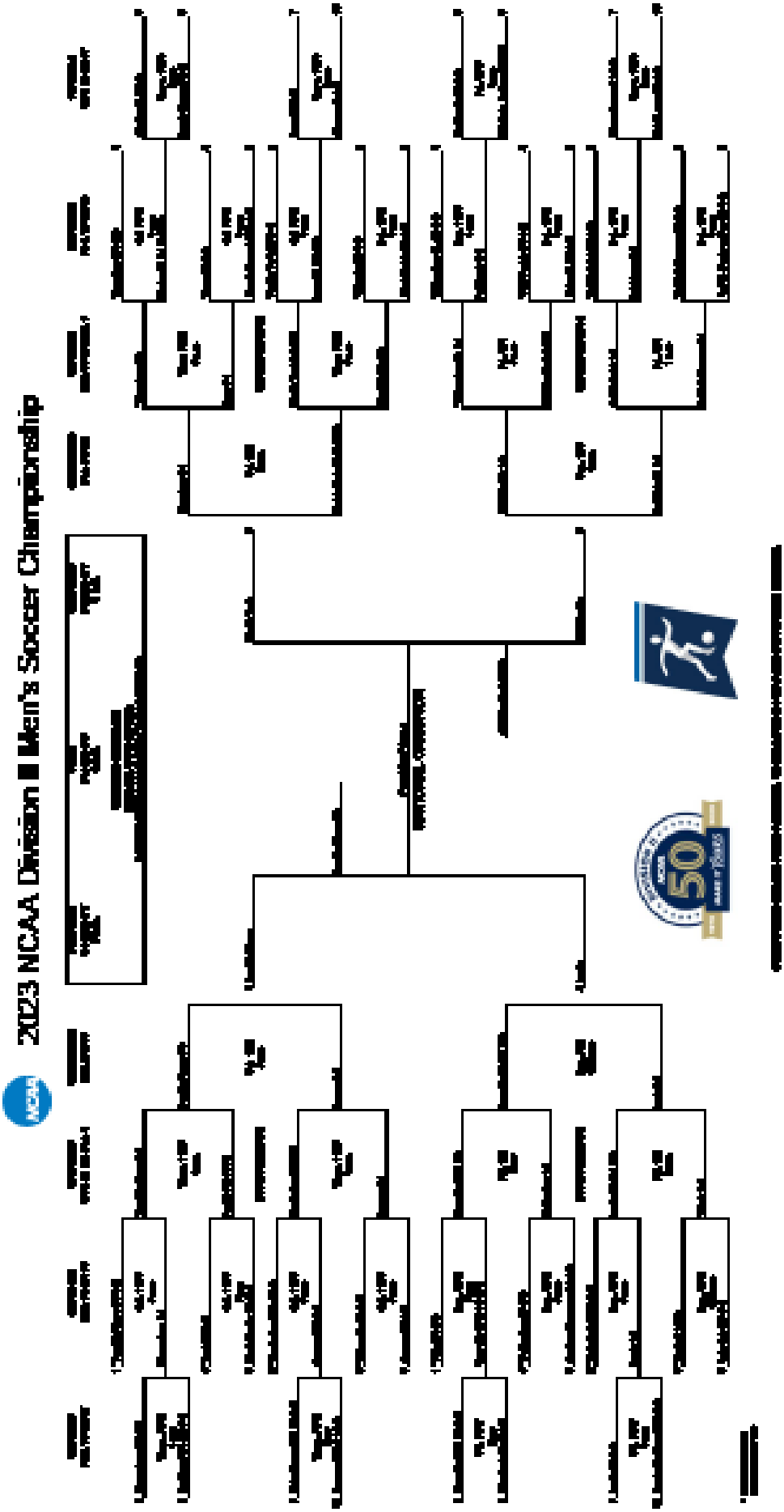
2023 NCAA Division II Men's Soccer Championship

2024 NCAA Division II Men's Soccer Championship

1st Round Nov. 22	2nd Round Nov. 24	3rd Round Dec. 1	Quarterfinals Dec. 7
8 New Haven (12-4-3) / 3 p.m. / 9 Concord (15-3-2)	1 *Charleston (WV) (18-1-1) / 3 p.m. / Concord 2-2 (4-2 PK's)	*Charleston (WV) 1-0	
	4 *Gannon (14-3-3) / Noon / 5 Franklin Pierce (11-2-5)	Franklin Pierce 3-2 (OT)	*Charleston (WV) 1-0
7 Post (12-5-3) / 3 p.m. / 10 Dist. Columbia (8-7-4)	2 *Southern N.H. (14-2-2) / 3 p.m. / Post 1-0	Post 1-1 (7-6 PK's)	
	3 *Bloomsburg (15-3-2) / 3 p.m. / 6 Felician (16-3-2)	*Felician 1-0	Felician 3-3 (5-4 PK's)
8 *Mars Hill (10-3-4) / 3 p.m. / 9 Francis Marion (10-5-6)	1 Limestone (14-1-3) / 3 p.m. / Mars Hill 0-0 (5-3 PK's)	*Limestone 4-1	
	4 Clayton St. (12-3-3) / 3 p.m. / 5 *Converse (9-1-8)	Clayton St. 1-1 (5-4 Pk's)	Clayton St. 2-1 (OT)
7 West Florida (11-2-4) / 3 p.m. / 10 Flagler (12-4-3)	2 *Lynn (15-0-2) / 3 p.m. / West Florida 3-1	*Lynn 1-0	
	3 *Coker (14-2-1) / 3 p.m. / 6 AUM (11-2-6)	Coker 3-2 (OT)	*Lynn 1-0

SUPER REGION 1 3 p.m. — Charleston (WV) 2-1 (OT)

SUPER REGION 2 1 p.m. — Lynn 2-1 (OT)

Semi-finals December 12 3 p.m.	Finals December 14 3 p.m.	Semi-finals December 12 6 p.m.
1 Charleston (WV) / 4 CSU Pueblo	Charleston (WV) 3-2	Lynn / McKendree
	Lynn 3-1	

Advancing teams seeded prior to the semi-finals

LYNN
NATIONAL CHAMPION
Sportsplex at Matthews
Matthews, North Carolina

Quarterfinals Dec. 7	3rd Round Dec. 1	2nd Round Nov. 24	1st Round Nov. 22
	*Saginaw Valley 0-0 (4-2 PK's)	*Saginaw Valley (12-5-1) / 1 p.m. / Rogers St. 3-2 (OT)	Southern Nazarene (12-4-4) / 1 p.m. / Rogers St. (8-5-6)
*Saginaw Valley 2-1 / 1 p.m. / McKendree 2-0	Tiffin 3-1	*Tiffin (13-5-1) / 1 p.m. / Lewis (11-2-8)	
	*McKendree 3-2 (OT)	*McKendree (12-0-7) / 2 p.m. / Fort Hays St. 1-0	Davenport (9-7-4) / 2 p.m. / Fort Hays St. (12-3-4)
	Findlay 3-2 (OT)	*Maryville (MO) (12-4-6) / Sat., Nov. 23 2 p.m. / Findlay (11-3-5)	
*CSU Pueblo 3-0 / 5 p.m. / Fort Lewis 2-0	*CSU Pueblo 3-2	*CSU Pueblo (14-3-3) / Sat., Nov. 23 5 p.m. / Western Ore. 2-0	Point Loma (11-3-3) / Thurs., Nov. 21 5 p.m. / Western Ore. (13-4-1)
	Cal State LA 4-1	Cal St. Dom. Hills (10-4-6) / 6 p.m. / *Cal State LA (11-2-6)	
	*Midwestern St. 3-0	*Midwestern St. (14-2-3) / 4 p.m. / Cal Poly Pomona 2-1	Cal Poly Pomona (13-1-7) / 4 p.m. / Westmont (13-4-4)
	Fort Lewis 4-2	*UC-Colo. Springs (14-2-4) / 5 p.m. / Fort Lewis (12-3-6)	

SUPER REGION 3 1 p.m. — McKendree 2-1

SUPER REGION 4 5 p.m. — CSU Pueblo 1-0

* Denotes Host Institution
All times are Eastern Time

© 2024 National Collegiate Athletic Association. No commercial use without the NCAA's written permission.