

DIVISION III MEN'S SOCCER CHAMPIONSHIPS RECORDS BOOK

2022 Championship.....	2
History.....	3
Won-Lost Records in Tournament Play.....	8
All-Time Results.....	14
Brackets.....	24



2022 CHAMPIONSHIP

FIRST ROUND

[Kenyon 6, Greenville 1](#)
[Calvin 5, Carnegie Mellon 0](#)
[Bowdoin 3, Merchant Marine 1](#)
[*St. Lawrence 0, Roger Williams 0 \(4-3 PK\)](#)
[Mary Washington 1, Marymount \(VA\) 0](#)
[SUNY Oneonta 5, New England 0](#)
[Gust. Adolphus 2, Aurora 0](#)
[Stevens 3, Worcester St. 1](#)
[Messiah 4, Franciscan 1](#)
[Rowan 3, Middlebury 2](#)
[Wash. & Lee 5, Brevard 1](#)
[Kenyon 4, Calvin 0](#)
[Franklin & Marshall 2, Saint Joseph 0](#)
[*Ohio Northern 1, Mount Aloysius 1 \(5-4 PK\)](#)
[Chris. Newport 1, Rosemont 0](#)
[Amherst 2, Husson 0](#)
[Tufts 1, UMass Boston 0](#)
[*Vassar 1, Babson 1 \(3-1 PK\)](#)
[Ohio Wesleyan 2, Penn St. Harrisburg 1](#)
[Wis.-Eau Claire 3, Luther 1](#)
[North Park 3, Rose-Hulman 1](#)
[Cortland 5, Medaille 2](#)
[Muhlenberg 0 CWRU 0, \(5-4 PK\)](#)
[Catholic 2, Lynchburg 0](#)
[Williams 2, NYU 1](#)
[Johns Hopkins 3, Lehman 0](#)
[St. Thomas \(TX\) 2, Chapman 2](#)
[John Carroll 3, Scranton 0](#)
[UChicago 2, Birmingham-So. 1](#)
[North Central \(IL\) 3, Wis.-Superior 2](#)
[Willamette 3, Wis.-Platteville 1](#)
[Pacific Lutheran 4, Mary Hardin-Baylor 2](#)
[St. Olaf 8, Lake Forest 1](#)

SECOND ROUND

[Mary Washington 1, Ohio Wesleyan 0](#)
[*Bowdoin 1, Vassar 1 \(4-1 PK\)](#)
[SUNY Oneonta 2, Tufts 0](#)
[Amherst 4, St. Lawrence 2](#)
[Stevens 1 Rowan 1, \(4-3 PK\)](#)
[Wis. Eau Claire 1, Gust Adolphus 1](#)
[Catholic 2, Chris. Newport 0](#)
[Williams 0, Messiah 0 \(4-3 PK\)](#)
[*Cortland 3, Franklin & Marshall 3 \(7-6 PK\)](#)
[Wash & Lee 5, Muhlenberg 2](#)
[*Ohio Northern 0, North Park 0 \(4-3 PK\)](#)
[Johns Hopkins 3, John Carroll 0](#)
[St. Olaf 2, North Central \(IL\) 1](#)
[St. Thomas \(TX\) 2, Pacific Lutheran 0](#)
[UChicago 4, Willamette 1](#)

SECTIONAL SEMIFINALS

[Williams 1, Ohio Northern 0](#)
[*Mary Washington 2, Amherst 2 \(4-3 PK\)](#)
[Stevens 2, Cortland 1](#)
[UChicago 4, St. Thomas \(TX\) 1](#)
[Bowdoin 3, SUNY Oneonta 1](#)
[Kenyon 3, Wash & Lee 1](#)
[Johns Hopkins 2, Catholic 0](#)
[*Gust. Adolphus 2, St. Olaf 2 \(4-3 PK\)](#)

SECTIONAL FINALS

[Mary Washington 3, Bowdoin 2](#)
[Williams 1, Kenyon 0](#)
[UChicago 1, Gust. Adolphus 0](#)
[*Stevens 1, Johns Hopkins 1 \(5-4 PK\)](#)

SEMIFINALS

[UChicago 1, Stevens 0 \(OT\)](#)
[Williams 1, Mary Washington 0](#)

CHAMPIONSHIP

[UChicago 2, Williams 0](#)

**Advanced on penalty kicks*

HISTORY

RESULTS

Year	Champion (Record)	Coach	Score	Runner-Up	Host or Site	Game Attendance	Total Attendance
1974	Brockport (12-2-2)	Walt Kopczuk	3-1	Swarthmore	Wheaton (IL)	100	—
1975	Babson (17-0-1)	Bob Hartwell	1-0	Brockport	Brockport	1,700	7,112
1976	Brandeis (15-2)	Mike Coven	2-1 (2 OT)	Brockport	Elizabethtown	2,000	6,286
1977	Lock Haven (14-4)	Michael Parker	1-0	SUNY Cortland	Babson	500	8,682
1978	Lock Haven (18-2)	Michael Parker	3-0	WashU	Babson	800	9,357
1979	Babson (13-2-4)	Bill Rogers	2-1	Rowan	TCNJ	1,500	8,092
1980	Babson (16-3-1)	Bill Rogers	1-0 (OT)	Scranton	Babson	3,000	11,917
1981	Rowan (19-1-2)	Dan Gilmore	2-1 (4 OT)	Scranton	Elizabethtown	1,100	8,970
1982	UNC Greensboro (19-3)	Mike Berticelli	2-1	Bethany (WV)	UNC Greensboro	1,200	10,916
1983	UNC Greensboro (23-1-1)	Mike Berticelli	3-2	Claremont-M-S	UNC Greensboro	1,500	14,326
1984	Wheaton (IL) (21-1-2)	Joe Bean	2-1 (3 OT)	Brandeis	Wheaton (IL)	3,000	15,687
1985	UNC Greensboro (20-5)	Michael Parker	5-0	WashU	WashU	2,688	16,802
1986	UNC Greensboro (18-5)	Michael Parker	2-0	UC San Diego	UNC Greensboro	3,942	14,095
1987	UNC Greensboro (17-7-1)	Michael Parker	6-1	WashU	UNC Greensboro	2,500	15,785
1988	UC San Diego (23-0-2)	Derek Armstrong	3-0	RIT	RIT	1,207	9,468
1989	Elizabethtown (23-2)	Skip Roderick	2-0	Greensboro	Elizabethtown	2,288	11,063
1990	Rowan (20-3-2)	Dan Gilmore	2-1 (4 OT, PK)	Ohio Wesleyan	Ohio Wesleyan	2,100	13,820
1991	UC San Diego (18-4-1)	Derek Armstrong	1-0	TCNJ	UC San Diego	1,550	13,080
1992	Kean (18-6-1)	Tony Ochrimenko	3-1	Ohio Wesleyan	Kean	1,100	12,951
1993	UC San Diego (20-2-2)	Derek Armstrong	1-0	Williams	Williams	1,797	14,787
1994	Bethany (WV) (15-5-4)	John Cunningham	1-0 (2 OT)	Johns Hopkins	TCNJ	747	16,614
1995	Williams (17-0-2)	Mike Russo	2-1	Methodist	Williams	1,951	23,217
1996	TCNJ (17-5-1)	George Nazario	2-1 (4 OT)	Kenyon	Kenyon	1,124	16,838
1997	Wheaton (IL) (24-0-1)	Joe Bean	3-0	TCNJ	Mary Washington	540	14,060
1998	Ohio Wesleyan (18-6)	Jay Martin	2-1 (2 OT)	Greensboro	Ohio Wesleyan	1,357	16,572
1999	St. Lawrence (22-0)	Bob Durocher	2-0	Wheaton (IL)	Wheaton (IL)	2,398	23,786
2000	Messiah (22-2-1)	Dave Brandt	2-0	Rowan	Rowan	1,525	15,370
2001	Stockton (25-1-1)	Jeff Haines	3-2	Redlands	Messiah	2,644	18,902
2002	Messiah (23-2-1)	Dave Brandt	1-0	Otterbein	St. Lawrence	456	11,728
2003	Trinity (TX) (24-0-0)	Paul McGinlay	2-1	Drew	Drew	2,003	14,977
2004	Messiah (23-2)	Dave Brandt	4-0	UC Santa Cruz	Greensboro, N.C.	801	15,584
2005	Messiah (24-0)	Dave Brandt	1-0	Gust. Adolphus	Greensboro, N.C.	1,374	13,841
2006	Messiah (21-1-2)	Dave Brandt	3-0	Wheaton (IL)	Lake Buena Vista, Fla.	605	20,757
2007	*Middlebury (18-2-2)	Dave Seward	0-0 (2 OT, PK)	Trinity (TX)	Lake Buena Vista, Fla.	520	19,099
2008	*Messiah (22-2-2)	Dave Brandt	1-1 (2 OT, PK)	Stevens	Greensboro, N.C.	877	16,575
2009	Messiah (24-1)	Brad McCarty	2-0	Calvin	San Antonio	706	15,622
2010	Messiah (23-1)	Brad McCarty	2-1 (OT)	Lynchburg	San Antonio	854	23,866
2011	Ohio Wesleyan (23-2)	Jay Martin	2-1	Calvin	San Antonio	579	18,485
2012	Messiah (23-0-2)	Brad McCarty	5-1	Ohio Northern	San Antonio	605	20,102
2013	Messiah (24-1-1)	Brad McCarty	2-1 (2 OT)	Rutgers-Camden	San Antonio	639	18,536
2014	Tufts (16-2-4)	Josh Shapiro	4-2	Wheaton (IL)	Kansas City	750	17,632
2015	Amherst (18-1-2)	Justin Serpone	2-1	Loras	Kansas City	864	16,827
2016	Tufts (15-5-2)	Josh Shapiro	1-0 (2 OT)	Calvin	Salem, VA.	817	16,276
2017	Messiah (24-2)	Brad McCarty	2-1	North Park	Greensboro, N.C.	669	14,520
2018	Tufts (18-0-3)	Josh Shapiro	2-1	Calvin	Greensboro, N.C.	362	12,290
2019	Tufts (20-2-2)	Josh Shapiro	2-0	Amherst	Greensboro, N.C.	963	15,496
2020	No champion ^						
2021	Connecticut Col. (19-4-1)	Reuben Burk	1-1 (4-1 PK)	Amherst	Greensboro, N.C.	813	
2022	UChicago (22-0-1)	Julianne Sitch	2-0	Williams	Salem, VA.	512	18,373

*Declared champion on the basis of penalty kicks.

^ The 2020 championship was canceled due to the COVID-19 pandemic.

TEAM CHAMPIONSHIPS

Messiah	11
UNC Greensboro	5
Tufts	4
Babson	3
UC San Diego	3
Lock Haven	2
Ohio Wesleyan	2
Rowan	2
Wheaton (IL)	2
Amherst	1
Bethany (WV)	1
Brandeis	1
Brockport	1
Connecticut Col.	1
Elizabethtown	1
Kean	1
Middlebury	1
Stockton	1
St. Lawrence	1
TCNJ	1
Trinity (TX)	1
UChicago	1
Williams	1

ALL-TOURNAMENT TEAMS

MOP—Most Outstanding Player.

Information unavailable from 1977-2004

1975

Wilfrid Thibodeau, Babson (MOP offensive)
Jimmy Powers, Babson (MOP defensive)

1976

Cleveland Lewis, Brandeis (MOP offensive)
Arn Armstrong, Brockport (MOP defensive)

2005

Kai Kasiguran, Messiah (MOP)
Chris Classen, Messiah
Patrick Lenehan, Messiah
Bryan Mohny, Messiah
Jonathan Astray, Gust. Adolphus
Jordan Iblings, Gust. Adolphus
Bobby Kroog, Gust. Adolphus
Alex Deckert, Plattsburgh St.
Jason Sousa, Plattsburgh St.
Jonathan Carlson, Whitworth
Ali Seyedali, Whitworth

2006

Josh Sanders, Messiah (MOP offensive)
J.D. Binger, Messiah (MOP defensive)
Kai Kasiguran, Messiah
Dan Visser, Messiah
Carl Griffiths, Wheaton (IL)
Steve Rigby, Wheaton (IL)
Ben Theimer, Wheaton (IL)
Brandon Neal, NYU
Max Sachar, NYU
Tim Kelly, Ohio Wesleyan
Jeff Sullivan, Ohio Wesleyan

2007

Brian Bush, Middlebury (MOP)
Andrew Banadda, Middlebury
Andrew Germansky, Middlebury
Corey Moffat, Middlebury
Robert C'deBaca, Trinity (TX)
Patrick Floeck, Trinity (TX)
German Gomez, Trinity (TX)
Santiago Mejia, Loras
Mike Richter, Loras
J.D. Binger, Messiah
Kai Kasiguran, Messiah

2008

Nick Blossey, Messiah (MOP)
J.D. Binger, Messiah
Geoff Pezon, Messiah
Danny Thompson, Messiah
Jake Duker, Amherst
G.L. Genco, Amherst
Matt Lamale, Loras
Santiago Mejia, Loras
Terrence Johnson, Stevens
Jeremy Lippel, Stevens
Nolan Sandberg, Stevens

2009

Geoff Pezon, Messiah (MOP offensive)
Jared Clugston, Messiah (MOP defensive)
Derek Black, Messiah
Trey Overholt, Messiah
Luke Holtrop, Calvin
Dan Kmetz, Calvin
Lucas Wilgenburg, Calvin

Trinidad Correa, Dominican (IL)
Michael Kapusta, Dominican (IL)
Pierre Meloty Kapella, Williams
Conor Smith, Williams

2010

Geoff Pezon, Messiah (MOP offensive)
Michael Releford, Lynchburg (MOP defensive)
Derek Black, Messiah
Danny Thompson, Messiah
Nick Thompson, Messiah
Stephen Brooks, Lynchburg
Shane Spanninger, Lynchburg
Sean Bishop, Bowdoin
Ben Denton-Schneider, Bowdoin
Tim Stadler, Wis.-Oshkosh
Tony Starnes, Wis.-Oshkosh

2011

Travis Wall, Ohio Wesleyan (MOP offensive)
Dylan Stone, Ohio Wesleyan (MOP defensive)
Matt Bonfini, Ohio Wesleyan
Paoli Bucci, Ohio Wesleyan
Andrew Miller, Ohio Wesleyan
Lawrence Murray, Calvin
Dan Nederhoed, Calvin
Travis Vegter, Calvin
Kevin Brown, Montclair St.
Dan Mendoza, Montclair St.
Raymond Fitzpatrick, SUNY Oneonta
Dan Josepher, SUNY Oneonta

2012

Mike Kovach, Messiah (MOP offensive)
Logan Thompson, Messiah (MOP defensive)
Jeremy Payne, Messiah
Jack Thompson, Messiah
Brandon West, Messiah
Nate Bascom, Ohio Northern
Shintaro Itoh, Ohio Northern
Austin Windsor, Ohio Northern
Kevin Cavers, Loras
Dan Figura, Loras
Patrick Ebobisse, Williams
User Kushaina, Williams

2013

Jack Thompson, Messiah (MOP offensive)
Taylor McGrory, Rutgers-Camden (MOP defensive)
Sheldon Myer, Messiah
Brian Ramirez, Messiah
Carter Robbins, Messiah
Joe Auleta, Rutgers-Camden
Mitch Grotti, Rutgers-Camden
Mike Ryan, Rutgers-Camden
Kevin Cavers, Loras
Johnny Rummerhart, Loras
Geoff Danilack, Williams
Mohammed Rashid, Williams

2014

Gus Santos, Tufts (MOP offensive)
Scott Greenwood, Tufts (MOP defensive)
Maxime Hoppenot, Tufts
Peter Lee-Kramer, Tufts
Matt Zinner, Tufts
Adam Blackman, Wheaton (IL)
Elliot Borge, Wheaton (IL)
Marshall Hollingsworth, Wheaton (IL)
Jake Sutherland, SUNY Oneonta
Jared Van Brunt, SUNY Oneonta
Justin Rivera, SUNY Oneonta
Colton Bloecher, Ohio Wesleyan

2015

Bryce Ciambella, Amherst (MOP offensive)
Thomas Bull, Amherst (MOP defensive)
Jackson Lehnhart, Amherst
Andrew Orozco, Amherst
Nico Pascual-Leone, Amherst
Niko Giantsopoulos, Calvin
Nick Groenewald, Calvin
Greg Silvestro, SUNY Oneonta
Dylan Williams, SUNY Oneonta
Alex Bradley, Loras
Bryan Irwin, Loras
Jacob Peterson, Loras

2016

Tyler Kulcsar, Tufts (MOP offensive)
Daniel Sullivan, Tufts (MOP defensive)
Evan Jastremski, Brandeis
Kyle Robinson, Brandeis
Isky Van Doorne, Calvin
Trent Vegter, Calvin
Jacob Witte, Calvin
Shae Bottum, St. Thomas (MN)
Johnny Mulvahill, St. Thomas (MN)
Gaston Becherano, Tufts
Scott Greenwood, Tufts
Zach Halliday, Tufts

2017

Nick West, Messiah (MOP offensive)
Cooper Robbins, Messiah (MOP defensive)
Patrick Flahive, Brandeis
Sam Vinson, Brandeis
Andre Abedian, Chicago
Matthew Koh, Chicago
Justin Bautigam, Messiah
Kirby Robbins, Messiah
Gustav Ericsson, North Park
Ricky Pimentel, North Park
Mathis Stulen, North Park

2018

Joe Braun, Tufts (MOP offensive)
Sterling Weatherbie, Tufts (MOP defensive)
Ian Adams, Calvin
Hunter Olson, Calvin
Trent Vegtor, Calvin
Mathew Koh, Chicago
Scott Lich, Chicago
Bryce Ikeda, Rochester (NY)
Zach Lawlor, Rochester (NY)
Zach Lane, Tufts
Connor Mieth, Tufts
Gavin Tasker, Tufts

2019

Gavin Tasker, Tufts (MOP offensive)
Calvin Aroh, Tufts (MOP defensive)
Cutler Coleman, Amherst
German Giammattei, Amherst
Kyle Kelly, Amherst
Hunter Olson, Calvin
Drew Van Andel, Calvin
Nafiz Budeiri, Centre
Michael Vogt, Centre
Joe Braun, Tufts
Zach Lane, Tufts
Will Raphael, Tufts

2021

Ignacio Cubeddu, Amherst (MOP offensive)
Lorenzo Bocchetti, Connecticut Col. (MOP defensive)
Laurens Ten Cate, Amherst
Ada Okorogheye, Amherst
Kofi Hope-Gund, Amherst

Rye Jaran, Connecticut Col.
 Jack Kelesoglu, Connecticut Col.
 Steve Yeonas, Connecticut Col.
 Griffin Wada, Chicago
 Ben Brandt, Chicago
 Michael Kutsanzira, Wash & Lee
 Adrian Zimmerman, Wash & Lee

2022

Robbie Pino, Chicago (MOP offensive)
 Griffin Wada, Chicago (MOP defensive)
 Richard Gillespie, Chicago
 Ryan Yetishefsky, Chicago
 Naz Kabbani, Chicago
 Nick Boardman, Williams
 Cole Morriello, Williams
 David Wang, Williams
 Fritz Kabeiseman, Stevens
 Leo Musacchia, Stevens
 Griffin Hemmedinger, UMW
 Jacob Kautzman, UMW

TOURNAMENT SCORING LEADERS

Year	Player, School	G	A	P
1974	Nelson Cupello, Brockport	5	0	10
	McWilling Todman, Swarthmore	5	0	10
1975	Joseph Olivere, Babson	4	0	8
1976	Cleveland Lewis, Brandeis	6	0	12
1977	Dan Taber, Lock Haven	5	2	12
1978	Tim Gargan, Lock Haven	4	0	8
1979	Scott Salisbury, Rowan	3	1	7
1980	Cedric DeSilva, Scranton	6	2	14
1981	Cedric DeSilva, Scranton	3	2	8
	Carlos Loureiro, Scranton	4	0	8
	Dave Wright, SUNY Cortland	3	2	8
1982	Mike Sweeney, UNC Greensboro	5	2	12
1983	Steve Clark, Plymouth St.	4	1	9
	Eric Themm, Claremont-M-S	4	1	9
1984	Kevin McCarthy, RIT	4	3	11
1985	Andrew Mehalko, UNC Greensboro	6	3	15
1986	Carl Fleming, UNC Greensboro	2	3	7
1987	Jason Haupt, UNC Greensboro	3	3	9
	Willie Lopez, UNC Greensboro	4	1	9
1988	Scott Rommel, UC San Diego	6	2	14
1989	Mark Pratzner, Elizabethtown	3	2	8
1990	Matt Schrader, Ohio Wesleyan	4	0	8
	Mike Donovan, Kenyon	4	0	8
1991	Mike Edwards, TCNJ	5	0	10
1992	Pascal Clerigo, Kean	5	3	13
1993	Mark Phillips, Kenyon	3	2	8
1994	Jared Lawrence, Johns Hopkins	4	0	8
1995	Brad Murray, Williams	8	0	16
1996	Jamion Berry, Kenyon	5	1	11
1997	Rob Mouw, Wheaton (IL)	5	4	14
1998	Richard Ronemus, Greensboro	3	2	8
1999	Rob Mouw, Wheaton (IL)	4	1	9
2000	Hayden Woodworth, Messiah	5	1	11
2001	Duncan Edwards, Greensboro	5	1	11
2002	Matt Bills, Messiah	5	0	10
2003	Cullen Davies, Trinity (TX)	6	1	13
2004	David McClellan, Messiah	5	2	12
	Bill Whittington, Salisbury	6	0	12
2005	Patrick Lenehan, Messiah	5	1	11
2006	Josh Sanders, Messiah	4	0	8
	Joel Delass, Wheaton (IL)	4	0	8
2007	Casey Ftorek, Middlebury	5	1	11
2008	Terrence Johnson, Stevens	3	3	9
2009	Ryan Browne, Carnegie Mellon	3	0	6
	Antonio Bua, York (PA)	3	0	6
	Scott Cady, Rochester (NY)	3	0	6
	Brad Heethuis, Calvin	3	0	6
	Terrence Johnson, Stevens	2	2	6
2010	Geoff Pezon, Messiah	3	4	10
	Danny Thompson, Messiah	4	2	10
2011	Travis Vegter, Calvin	5	0	10
2012	Mike Kovach, Messiah	5	1	11
2013	Joshua Wood, Messiah	4	3	11
2014	Stephen Golz, Wheaton (IL)	6	0	12
	Noah Anthony, Wheaton (IL)	4	4	12
2015	Stephen Golz, Wheaton (IL)	4	0	8
2016	Tony Kuplic, St. Thomas (MN)	5	0	10
2017	Gabriel Alvarez, Oglethorpe	4	1	9
	Nick West, Messiah	3	3	9
2018	Nick West, Messiah	6	2	14

Year	Player, School	G	A	P
2019	German Giammattei, Amherst	6	1	13
2021	Adrian Zimmerman, Wash. & Lee	11	0	22
2022	Jack Coleman, Cortland	5	1	11

LOWEST GOALS-AGAINST AVERAGE, CAREER

(Minimum 5 Games)

0.11—Dustin Shambach, Messiah, 2003-04-05-06 (1,629:34 minutes, 2 goals)

INDIVIDUAL RECORDS

GOALS, GAME

4—Mike Donovan, Kenyon (7) vs. Wooster (4) (OT), 1990; Duncan Edwards, Greensboro (6) vs. Hardin-Simmons (1), 2001; Bill Whittington, Salisbury (4) vs. Stockton (2), 2004; Adrian Zimmerman, Wash. & Lee (6) vs. Baruch 1, Nov. 12, 2021

GOALS, TOURNAMENT

11—Adrian Zimmerman, Wash. & Lee (4 vs. Baruch, 1 vs. Covenant, 3 vs. Chris. Newport, 2 vs. Messiah, 1 vs. Connecticut Col.), 2021

8—Brad Murray, Williams (2 vs. Plymouth St., 1 vs. Amherst, 3 vs. TCNJ, 1 vs. Muhlenberg, 1 vs. Methodist), 1995

GOALS, CAREER

12—Brad Murray, Williams, 1993-95-96

11—Adrian Zimmerman, 2021

ASSISTS, GAME

4—Troy Edwards, Wheaton (IL) (4) vs. Benedictine (IL) (1), 1993

ASSISTS, TOURNAMENT

6—Nate Bascom, Ohio Northern (1 vs. Carnegie Mellon, 2 vs. Susquehanna, 1 vs. Montclair St., 1 vs. Williams, 1 vs. Messiah), 2012

ASSISTS, CAREER

9—Josh Ocel, Brandeis, 2014-17

POINTS, GAME

9—Duncan Edwards, (4 goals, 1 assist), Greensboro (6) vs. Hardin-Simmons (1), 2001

POINTS, TOURNAMENT

22—Adrian Zimmerman, Wash. & Lee (8 vs. Baruch, 2 vs. Covenant, 6 vs. Chris. Newport, 4 vs. Messiah, 2 vs. Connecticut Col.), 2021

16—Brad Murray, Williams (8 goals, 0 assists; 2-0 vs. Plymouth St., 1-0 vs. Amherst, 3-0 vs. TCNJ, 1-0 vs. Muhlenberg, 1-0 vs. Methodist), 1995

POINTS, CAREER

27—Andrew Mehalko (10 goals, 7 assists), UNC Greensboro, 1983-84-85-86

SAVES, GAME

23—Brad Sayer, St. Lawrence (1) vs. Clarkson (0) (2 OT), 1998

LOWEST GOALS-AGAINST AVERAGE, TOURNAMENT

(Minimum 3 Games)

0.00—Marcus Voss, Hope (vs. Dominican [IL], Wis.-Oshkosh, Wheaton [IL]), 2002; Dustin Shambach, Messiah (vs. Westminster [PA], Allegheny, Wartburg, Salisbury, UC Santa Cruz), 2004; Kyle Marks, York (PA) (vs. Hobart, N.C. Wesleyan, Wheaton [IL]), 2006; Brian Bush, Middlebury (vs. Wheaton [MA], Williams, York [PA], Loras, Trinity [TX]), 2007; Matt Mierly, Johns Hopkins (vs. Ithaca, York [PA], Stevens), 2008; Zach Carr, Stevens (vs. York [NY], Montclair St., Chris. Newport), 2009; Vincent Pellegrino, SUNY Oneonta (vs. CCNY, Rutgers-Camden, MIT, Haverford, Amherst), 2015; Bryan See, Johns Hopkins (vs. DeSales, Cabrini, Tufts), 2017

TEAM RECORDS

GOALS, GAME

10—Westfield St. vs. Coast Guard (1), 1974; Salisbury vs. Old Westbury (0), 2007

GOALS, TWO TEAMS, GAME

11—Westfield St. (10) vs. Coast Guard (1), 1974; Brandeis (6) vs. WPI (5) (OT), 1976; Kenyon (7) vs. Wooster (4) (OT), 1990; Johns Hopkins (6) vs. Bethany (WV) (5), 1998

SHOTS, GAME

45—Brockport (3) vs. Swarthmore (2), 1974

CORNER KICKS, GAME

22—Messiah (2) vs. DeSales (0), 2006

FOULS, GAME

73—Babson (0) vs. SUNY Cortland (1) (4 OT), 1977

GOALS PER GAME, TOURNAMENT

(Minimum 2 Games)

5.00—Salisbury (10 goals in 2 games), 2007

LOWEST GOALS-AGAINST AVERAGE, TOURNAMENT

(Minimum 3 Games)

0.00—Hope, 3 games, 2002; Messiah, 5 games, 2004; York (PA), 3 games, 2006; Middlebury, 5 games, 2007; Johns Hopkins, 3 games, 2008; Stevens, 3 games, 2009; SUNY Oneonta, 5 games, 2015; Johns Hopkins, 3 games, 2017

ELITE 90 AWARD

Year	Name, School	GPA	Major
2009	Nick Pugliese, Williams	4.000	Political Science
2010	Michael Gale, Bowdoin	3.925	Undeclared
2011	Brad Wassink, Calvin	3.949	English & Political Science
2012	Matt Fleming, Ohio Northern	3.810	International Business & Spanish
2013	Nathan Eagan, Messiah	4.000	Marketing
2014	Jordan Golz, Wheaton (IL)	3.985	Economics
2015	John Admiraal, Calvin	3.882	Kinesiology
2016	Andrew Stuempfig, St. Thomas (MN)	4.000	Mechanical Engineering
2017	Cooper Robbins, Messiah	3.95	Biology
2018	Nik Angyal, Rochester (NY)	4.000	Chemical Engineering
2019	Ian Adams, Calvin	3.91	Computer Science
2021	Tyler Bernard, Wash. & Lee	3.921	Environmental Studies & Philosophy
2022	Lyndon Hu, Chicago	4.000	Biology

The Elite 90 is presented to the student-athlete with the highest cumulative grade-point average participating at the finals site for each of the NCAA's 90 championships.

WON-LOST RECORDS IN TOURNAMENT PLAY

(Note: Beginning in 1982, no third-place game was played. Non-advancing semifinalists are credited with a third-place finish.)

Team (Years Participated)	Years	Won	Lost	Tied	Pct.	1st	2nd	3rd	4th
Albany (NY) (1975-78-94)	3	0	3	0	.000	0	0	0	0
Albertus Magnus (2012)	1	0	1	0	.000	0	0	0	0
Alfred (1988-2003)	2	1	2	0	.333	0	0	0	0
Allegheny (2004)	1	0	1	2	.333	0	0	0	0
Alma (1997-98-99)	3	3	3	1	.500	0	0	1	0
Amherst (1993-95-97-98-2002-06-07-08-09-10-11-13-14-15-16-17-18-19-21-22)	20	39	15	10	.687	1	2	2	0
Arcadia (2001-02-04-06)	4	5	3	1	.611	0	0	0	0
Augsburg (2008-10-18)	3	2	3	1	.417	0	0	0	0
Aurora (2006-22)	2	0	2	0	.000	0	0	0	0
Averett (1979-80-81)	3	1	3	0	.250	0	0	0	0
Babson (1975-77-78-79-80-81-82-83-85-88-89-90-91-92-93-2002-04-08-09-10-11-12-14-15-16-19-21-22)	29	31	21	5	.587	3	0	2	0
Baldwin Wallace (2011)	1	0	1	0	.000	0	0	0	0
Baruch (2004-06-12-13-14-18-21)	7	0	7	0	.000	0	0	0	0
Benedictine (IL) (1992-93-2016)	3	2	3	0	.400	0	0	0	0
Berry (2014)	1	1	1	0	.500	0	0	0	0
Bethany (WV) (1980-81-82-84-85-86-87-88-89-90-91-92-94-96-98-99-2000-01-06-21)	20	18	19	3	.489	1	1	0	0
Binghamton* (1975-80-82-87-88-89-94)	7	3	7	0	.300	0	0	0	0
Birmingham-So. (2022)	1	0	1	0	.000	0	0	0	0
Bowdoin (1997-98-2003-09-10-14-15-17-22)	9	6	5	6	.523	0	0	1	0
Brandeis (1976-78-79-80-81-82-83-84-85-2012-13-14-15-16-17)	15	28	14	1	.663	1	1	3	0
Brevard (2022)	1	0	1	0	.000	0	0	0	0
Bridgewater St. (1990-2004-07-13-15-18)	6	1	6	0	.143	0	0	0	0
Brockport (1974-75-76-77-2005-09-10-11-14-18)	10	14	8	2	.625	1	2	0	0
Brooklyn (1981)	1	0	1	0	.000	0	0	0	0
Buffalo St. (1980-82-83-84-2017)	5	1	5	0	.167	0	0	0	0
Cabrini (1999-2008-09-12-15-17-21)	7	1	6	1	.200	0	0	0	0
Cal Lutheran (1991-92-97-98-2013-17)	6	2	6	1	.278	0	0	0	0
Cal St. San B'dino (1987-90)	2	3	2	0	.600	0	0	1	0
Calvin (1980-81-87-91-2004-05-07-08-09-10-11-12-14-15-16-17-18-19-21-22)	20	37	3	6	.632	0	4	2	0
Capital (2009-17-18)	3	2	3	0	.400	0	0	0	0
Carleton (2008-12-13-18-21)	5	2	5	0	.350	0	0	0	0
Carnegie Mellon (1994-2000-01-02-03-04-05-08-09-12-13-15-16-18-22)	15	7	13	3	.370	0	0	0	0
Carroll (WI) (2007-08-10-11-12-14)	6	2	6	0	.250	0	0	0	0
Carthage (2007-11-15-16-18)	5	1	5	0	.167	0	0	0	0
Castleton (2004-07-08-17)	4	0	4	0	.000	0	0	0	0
Catholic (2009-10-13-14-19-21-22)	7	2	7	0	.222	0	0	0	0
Cazenovia (2009)	1	0	1	0	.000	0	0	0	0
CCNY (2003-05-15)	3	0	3	0	.000	0	0	0	0
Centenary (NJ) (2013-16)	2	0	2	0	.000	0	0	0	0
Centre (1997-98-99-2012-16-18-19-21)	8	6	6	2	.500	0	0	1	0
Central (IA) (2019)	1	0	1	0	.000	0	0	0	0
Chapman (1995-97-98-99-2009-11-16-18-22)	9	4	9	1	.321	0	0	1	0
Chestnut Hill (2006)	1	0	1	0	.000	0	0	0	0
Chicago (1996-2001-05-06-09-14-15-16-17-18-19-21-22)	13	22	8	6	.704	1	0	4	0
Chris. Newport (1986-2000-06-08-09-10-11-12-14-16-19-21-22)	13	16	11	4	.581	0	0	0	0
Claremont-M-S (1982-83-84-85-86-88-89-92-93-94-97-99-2000-09-10-11-12-19-21)	19	13	19	0	.410	0	1	0	0
Clark (MA) (1983-85-86-87-2008)	5	2	5	0	.286	0	0	0	0
Clarkson (1980-88-93-98)	4	3	4	1	.438	0	0	1	0
Coast Guard (1974-81-2014)	3	0	3	0	.000	0	0	0	0
Colby (2018)	1	0	0	1	.500	0	0	0	0

Team (Years Participated)	Years	Won	Lost	Tied	Pct.	1st	2nd	3rd	4th
Colorado Col. (1981-82-83-84-85-89-92-93-94-95-97-99-2001-02-04-12-19)	17	8	17	0	.320	0	0	1	0
Concordia Wisconsin (2002-03)	2	2	2	0	.500	0	0	0	0
Concordia-M'head (1996)	1	0	1	1	.250	0	0	0	0
Connecticut Col. (1995-2017-18-19-21)	5	8	4	1	.692	1	0	0	0
Covenant (2014-21)	2	1	2	0	.333	0	0	0	0
CWRU (2006-11-18-22)	4	4	2	3	.611	0	0	0	0
Dallas (2008)	1	0	1	0	.000	0	0	0	0
Daniel Webster (2010-14-15-16)	4	1	4	0	.200	0	0	0	0
Denison (1974-78-79-81-82-83-2003-06-09-21)	10	2	10	0	.162	0	0	0	0
DePauw (1977-80-87-89-93-94-98-2000-11-12-15-16)	12	4	12	1	.265	0	0	0	0
DeSales (2005-06-07-10-11-17)	6	1	6	0	.143	0	0	0	0
Dickinson (2007-08-11-12-13-14-15-17)	8	5	8	0	.385	0	0	0	0
Dominican (IL) (2002-03-04-05-06-07-08-09-10-11-12-13-14-17-18-19-21)	17	15	16	3	.510	0	0	1	0
Drew (1976-83-85-98-99-2000-01-02-03-04-08-17)	12	8	12	1	.405	0	1	0	0
Dubuque (2016)	1	0	1	0	.000	0	0	0	0
Earlham (1998)	1	0	1	0	.000	0	0	0	0
East. Mennonite (1998)	1	1	1	0	.500	0	0	0	0
Eastern (1997-2003-05-07-15-16-18-19)	8	2	8	2	.250	0	0	0	0
Eastern Conn. St. (2007-09-10-11-12-13-21)	7	2	7	0	.245	0	0	0	0
Eastern Nazarene (2019)	1	0	1	0	.000	0	0	0	0
Eckerd (1974)	1	0	1	0	.000	0	0	0	0
Edgewood (1999-2004-05)	3	0	3	0	.000	0	0	0	0
Elizabethtown (1975-76-77-78-80-81-82-83-84-85-86-87-88-89-90-91-92-93-94-95-96-99-2004-06-16-18)	26	25	22	3	.530	1	0	1	0
Elmhurst (2009)	1	0	1	0	.000	0	0	0	0
Elms (2012-13)	2	0	2	0	.000	0	0	0	0
Emory (1984-85-88-89-91-96-97-98-2003-05-07-08-10-12-14-17-21)	16	6	16	3	.309	0	0	0	0
Endicott (2017)	1	0	1	0	.000	0	0	0	0
Fitchburg St. (1987-88-2014)	3	0	3	0	.000	0	0	0	0
Fontbonne (1991-92-2003-04-06)	5	2	4	1	.357	0	0	0	0
Framingham St. (1974-2008-11-19)	4	1	3	1	.300	0	0	0	0
Franciscan (2022)	1	0	1	0	.000	0	0	0	0
Franklin & Marshall (1981-2006-07-13-14-15-16-17-18-19-21-22)	12	15	10	2	.592	0	0	0	0
Fredonia (1984-85-86-87-95-96-97-2005-07)	9	9	9	1	.500	0	0	2	0
Frostburg St. (1981(-83-2000)	3	2	3	0	.400	0	0	0	0
Geneva (2016)	1	0	1	0	.000	0	0	0	0
Gettysburg (1992-93-95-97-98-99-2001-19-21)	9	4	9	0	.307	0	0	0	0
Gordon (2003-13-15-18-21)	5	2	3	2	.480	0	0	0	0
Greensboro (1989-92-94-95-96-97-98-99-2000-01-02-03-05-06-07-13)	16	17	15	1	.530	0	2	0	0
Greenville (2008-10-11-18-22)	5	0	5	0	.000	0	0	0	0
Grinnell (2009)	1	0	1	0	.000	0	0	0	0
Grove City (1976-80)	2	1	2	0	.333	0	0	0	0
Gust. Adolphus (1993-94-2000-03-04-05-06-07-12-13-14-18-19-22)	14	12	10	9	.532	0	1	0	0
Hamilton (2000-04-06-07)	4	2	4	1	.357	0	0	0	0
Hanover (2016-19-21)	3	2	1	0	.667	0	0	0	0
Hardin-Simmons (2000-01-05-06-09-13-14)	7	2	7	0	.222	0	0	0	0
Haverford (1976-77-80-2012-15-16-18)	7	4	2	3	.611	0	0	0	0
Heidelberg (2014)	1	0	1	0	.000	0	0	0	0
Hiram (1995)	1	1	1	0	.500	0	0	0	0
Hobart (1992-2006-07-08-09-11-17-19)	8	5	7	2	.429	0	0	0	0
Hope (1982-83-94-95-96-97-2002-03-05-06-10-11-13-19)	14	8	12	4	.417	0	0	0	0
Hunter (1999-2008-10)	3	1	3	0	.250	0	0	0	0
Husson (2009-11-14-22)	4	0	4	0	.000	0	0	0	0
Ithaca (1979-80-85-87-89-90-91-95-96-97-99-2002-08-19)	14	10	13	3	.442	0	0	1	0
John Carroll (2000-01-03-05-07-16-17-18-19-21-22)	11	10	10	1	.500	0	0	0	0
John Jay (2019)	1	0	1	0	.000	0	0	0	0

Team (Years Participated)	Years	Won	Lost	Tied	Pct.	1st	2nd	3rd	4th
Johns Hopkins (1975-86-94-96-97-98-2000-02-04-06-07-08-09-10-17-18-19-21-22)	19	22	18	7	.543	0	1	0	1
JWU (Providence) (2002-03-05-07-13-14-15-19)	8	0	8	0	.000	0	0	0	0
Kalamazoo (1985-86-88-90-2000-01-19)	7	2	7	0	.222	0	0	0	0
Kean (1980-82-83-84-87-88-90-91-92-93-94-97-98-2001-10-16-21)	17	12	16	2	.429	1	0	1	0
Keene St. (1997-98-99-2001-02-04-05-06-07-10-19)	11	4	11	0	.267	0	0	0	0
Kenyon (1990-91-92-93-94-95-96-97-2010-13-14-15-16-17-18-19-22)	17	26	16	2	.613	0	1	1	0
Keuka (2007)	1	0	1	0	.000	0	0	0	0
Keystone (2018-19)	2	0	2	0	.000	0	0	0	0
King's (PA) (2013-14)	2	0	2	0	.000	0	0	0	0
Knox (2018-21)	2	0	2	0	.000	0	0	0	0
La Verne (1987)	1	0	1	0	.000	0	0	0	0
Lake Forest (1975-80-2013-15-17-22)	6	0	6	0	.000	0	0	0	0
Lasell (2003-06)	2	0	2	0	.000	0	0	0	0
Lehman (2011-16-17-22)	3	0	4	0	.000	0	0	0	0
Lesley (2011)	1	0	1	0	.000	0	0	0	0
Linfield (2000-02-03)	3	3	3	0	.500	0	0	1	0
Lock Haven (1974-75-77-78-79)	5	11	4	0	.733	2	0	0	1
Loras (2005-06-07-08-09-10-11-12-13-14-15-17-21)	13	27	12	3	.688	0	1	4	0
Luther (1996-98-99-2001-02-11-13-16-18-19-22)	11	14	9	4	.592	0	0	0	0
Lycoming (2013-15-17-18)	4	4	4	0	.500	0	0	0	0
Lynchburg (1974-75-76-78-79-80-82-2006-09-10-14-16-17-21-22)	15	8	14	1	.370-	0	1	0	0
Macalester (1988-90-96-97-98-99-2001-02-05-09-10-15)	12	9	9	3	.500	0	0	0	0
MacMurray (1974-75-76-77-79-80-81-82-90-91-92)	11	10	13	0	.435	0	0	0	2
Manhattanville (1999-2011)	2	0	2	0	.000	0	0	0	0
Marian (WI) (2000-01-02)	3	1	2	1	.375	0	0	0	0
Mary Hardin-Baylor (2009-17-18-22)	4	3	4	0	.500	0	0	0	0
Marymount (VA)	1	0	1	0	.000	0	0	0	0
Mary Washington (1985-87-88-89-90-93-96-97-2001-17-18-19-22)	13	10	12	2	.460	0	0	2	0
Maryville (TN) (1995-96-2005-16-18)	5	1	5	1	.214	0	0	0	0
MCLA (1975-77-78-79-86-91-92)	7	3	8	0	.273	0	0	0	1
Medaille (2005-06-08-09-10-12-17-22)	8	2	7	2	.272	0	0	0	0
Medgar Evers (2002)	1	0	1	0	.000	0	0	0	0
Merchant Marine (2000-02-09-10-11-16-22)	6	6	7	0	.461	0	0	0	0
Messiah (1982-83-86-88-91-92-93-95-97-98-99-2000-01-02-03-04-05-06-07-08-09-10-11-12-13-14-16-17-18-19-21-22)	32	90	17	6	.823	11	0	4	0
Methodist (1990-91-92-93-94-95-2012-15)	8	8	8	0	.500	0	1	0	0
Middlebury (1994-95-96-97-98-2000-06-07-08-10-17-18-19-21-22)	14	15	10	7	.580	1	0	0	0
Millsaps (2015)	1	0	1	0	.000	0	0	0	0
Minn. Morris (2011)	1	0	1	0	.000	0	0	0	0
Misericordia (2000-08-09-11-13)	5	0	4	1	.100	0	0	0	0
Mississippi Col. (2012)	1	1	0	1	.750	0	0	0	0
MIT (2003-08-12-13-15)	5	4	5	0	.444	0	0	0	0
Mitchell (2017)	1	0	1	0	.000	0	0	0	0
Monmouth (IL) (2001)	1	0	1	0	.000	0	0	0	0
Montclair St. (1989-90-91-92-96-98-2006-07-08-09-10-11-12-13-14-15-16-18-19-21)	20	19	19	6	.500	0	0	1	0
Moravian (1982)	1	0	1	0	.000	0	0	0	0
Morrisville St. (2012-14-15-16)	4	2	4	0	.333	0	0	0	0
Mount Aloysius (2015-21-22)	3	0	2	1	.000	0	0	0	0
Mount Ida (2005)	1	0	1	0	.000	0	0	0	0
Mount Union (1974-83)	2	1	2	0	.333	0	0	0	0
MSOE (2014-15)	2	0	2	0	.000	0	0	0	0
Mt. St. Mary (NY) (2013-17-18)	3	0	3	0	.000	0	0	0	0
Muhlenberg (1989-90-91-92-94-95-96-97-2003-05-07-10-14-22)	14	9	13	4	.423	0	0	1	0
N.C. Wesleyan (1984-87-88-2004-06-07-08-17-19)	9	6	8	1	.433	0	0	0	0
Nazareth (2005-06-19-21)	4	2	4	1	.400	0	0	0	0

Team (Years Participated)	Years	Won	Lost	Tied	Pct.	1st	2nd	3rd	4th
Neb. Wesleyan (2000-01-02)	3	2	3	0	.400	0	0	0	0
Neumann (2010-11-14)	3	1	3	1	.300	0	0	0	0
New England Col. (2016-21-22)	3	0	3	0	.000	0	0	0	0
New Jersey City (2005-07)	2	3	2	1	.583	0	0	0	0
Newbury (2018)	1	0	1	0	.000	0	0	0	0
Nichols (2010-14)	2	1	2	0	.333	0	0	0	0
NJIT (1974-75-77)	3	1	3	0	.250	0	0	0	0
North Central (2021-22)	2	1	1	1	.000	0	0	0	
North Park (2005-06-10-11-12-14-17-19-21-22)	10	10	10	2	.400	0	1	0	0
Norwich (1999-2000-01-08)	4	3	4	0	.429	0	0	0	0
NYU (2006-07-10-18-22)	5	2	4	4	.400	0	0	1	0
Oberlin (2013)	1	1	1	0	.500	0	0	0	0
Oglethorpe (2011-17-19)	3	1	2	1	.375	0	0	0	0
Ohio Northern (2006-08-09-10-11-12-13-15-19-22)	10	10	8	4	.545	0	1	0	0
Ohio Wesleyan (1975-76-78-79-80-81-82-83-84-85-86-87-88-89-90-91-92-93-94-95-97-98-99-2000-01-02-03-05-06-07-08-09-10-11-12-13-14-15-16-17-19-21-22)	43	68	37	7	.644	2	2	5	1
Old Westbury (2007)	1	0	1	0	.000	0	0	0	0
Otterbein (1997-98-99-2001-02-17-21)	7	10	6	1	.633	0	1	0	0
Ozarks (AR) (2003)	1	0	1	0	.000	0	0	0	0
Pacific (OR) (1998-2010)	2	1	2	0	.333	0	0	0	0
Pacific Lutheran (2011-18-19-21-22)	5	1	5	1	.214	0	0	0	0
Penn St.-Abington (2017-18)	2	0	2	0	.000	0	0	0	0
Penn St.-Behrend (2003-07-11-13-14-16-18-19)	8	4	7	1	.375	0	0	0	0
Penn St. Harrisburg (2019-21-22)	3	0	3	0	.000	0	0	0	0
Piedmont (2003)	1	2	1	0	.667	0	0	0	0
Pitt.-Greensburg (2002-04)	2	0	2	0	.000	0	0	0	0
Plattsburgh St. (1981-92-93-94-98-99-2000-05-09-10-13-15)	12	5	9	5	.395	0	0	1	0
Plymouth St. (1974-75-77-78-80-82-83-84-86-87-88-89-95-97-98-2000)	16	13	16	1	.450	0	0	1	0
Pomona-Pitzer (1980-2014)	2	0	2	0	.000	0	0	0	0
Principia (2001-07-19)	3	0	3	0	.000	0	0	0	0
Purchase (2014)	1	0	1	0	.000	0	0	0	0
Puget Sound (1999-2002-06-13)	4	3	4	0	.429	0	0	0	0
Ramapo (1997-2018)	2	2	2	0	.500	0	0	0	0
Randolph (2011)	1	2	1	0	.667	0	0	0	0
Redlands (2001-02-03-04-05-06-07-08-11-15-16)	11	16	9	4	.621	0	1	0	0
Rensselaer (1996-97-98-2008-09-12-15-19)	8	6	8	1	.433	0	0	0	0
Rhode Island Col. (2008)	1	0	1	1	.250	0	0	0	0
Rhodes (1994-95-97-98)	4	1	4	0	.200	0	0	0	0
Ripon (1999-2000)	2	0	2	0	.000	0	0	0	0
RIT (1982-83-84-85-86-87-88-89-90-92-94-95-2000-01-04)	15	19	14	2	.571	0	1	3	0
Roanoke (1993-2001-02-04-07-12-19)	7	3	6	1	.350	0	0	0	0
Rochester (NY) (1986-89-90-91-93-97-2005-06-07-08-09-10-12-13-14-16-17-18-19-21)	20	18	18	3	.500	0	0	1	0
Rockford (1984-88)	2	0	2	0	.000	0	0	0	0
Roger Williams (1999-2000-01-04-05-06-13-22)	8	4	6	2	.417	0	0	0	0
Rose-Hulman (2008-11-13-14-15-22)	6	1	5	2	.250	0	0	0	0
Rosemont (2022)	1	0	1	0	.000	0	0	0	
Rowan (1978-79-80-81-82-83-85-86-87-88-90-91-92-93-94-95-96-97-98-99-2000-01-02-03-15-16-17-19-21-22)	30	36	26	4	.576	2	2	3	0
Rutgers-Camden (2008-11-12-13-15)	5	9	4	1	.679	0	1	0	0
Rutgers-Newark (2013-14-16-17)	4	4	4	1	.500	0	0	0	0
Sage Colleges (2015)	1	0	1	0	.000	0	0	0	0
Saint Joseph's (CT)	1	0	1	0	.000	0	0	0	0
Saint Joseph's (ME) (2009-11)	2	0	2	0	.000	0	0	0	0
Salem St. (1981-84-85-86-87-88-89-90-91-93-96-99-2009-10-17)	15	14	13	2	.517	0	0	3	0
Salisbury (1999-2000-02-03-04-05-07-08-09-11-13-14-15)	13	8	11	5	.438	0	0	1	0

Team (Years Participated)	Years	Won	Lost	Tied	Pct.	1st	2nd	3rd	4th
Salve Regina (2002-12-19)	3	0	2	1	.167	0	0	0	0
Scranton (1977-78-79-80-81-82-83-84-85-86-87-90-93-2012-15-16-22)	17	23	17	0	.575	0	2	2	0
Sewanee (2001)	1	0	1	0	.000	0	0	0	0
Simpson (2000)	1	0	1	0	.000	0	0	0	0
Southwestern (TX) (2018)	1	0	1	0	.000	0	0	0	0
Springfield (1999-2011-16-17-18)	5	1	4	1	.250	0	0	0	0
St. John's (MN) (1986-89-90-2005)	4	2	4	0	.333	0	0	0	0
St. John Fisher (2016)	1	0	1	0	.000	0	0	0	0
St. Joseph's (L.I.) (2008-09-12)	3	0	3	0	.000	0	0	0	0
St. Joseph's (ME) (2016-17-18-21)	4	2	3	2	.428	0	0	0	0
St. Lawrence (1976-81-95-96-98-99-2000-01-02-03-04-05-06-08-10-11-12-13-14-15-16-18-21-22)	24	29	21	4	.574	1	0	1	0
St. Norbert (2002-03-04-05-06-16-19)	7	1	7	2	.200	0	0	0	0
St. Olaf (1984-92-98-99-09-11-15-22)	8	6	7	1	.464	0	0	0	0
St. Scholastica (2010-12-13-14-15-16)	6	0	6	0	.000	0	0	0	0
St. Thomas (MN) (1985-87-90-91-95-2016-17-18)	8	11	8	0	.579	0	0	1	0
St. Thomas (TX) (2022)	1	2	1	0	.666	0	0	0	0
Stanislaus St. (1988)	1	1	1	0	.500	0	0	0	0
Stevens (2001-03-04-05-06-07-08-09-10-11-12-13-14-15-17-18-21-22)	18	22	13	11	.611	0	1	1	0
Stockton (1993-94-95-96-98-99-2001-02-04-08-10)	11	15	9	2	.615	1	0	1	0
Suffolk (2010)	1	0	1	0	.000	0	0	0	0
SUNY Cortland (1976-77-78-79-81-82-83-90-91-92-93-2001-02-03-08-14-16-17-18-21-22)	21	28	20	3	.588	0	1	2	0
SUNY Geneseo (2004-06)	2	4	2	0	.667	0	0	1	0
SUNY Maritime (2010-11-19)	3	0	3	0	.000	0	0	0	0
SUNY Oneonta (2011-12-13-14-15-16-17-19-21-22)	10	17	9	2	.643	0	0	3	0
SUNY Poly (2010-11-13-21)	4	0	4	0	.000	0	0	0	0
Susquehanna (2008-12-13)	3	1	3	1	.300	0	0	0	0
Swarthmore (1974-90-91-2008-09-10-12-19-21)	9	11	7	4	.610	0	1	0	0
TCNJ (1974-77-81-84-89-90-91-92-93-94-95-96-97-2005)	14	20	12	3	.614	1	2	1	0
Texas Lutheran (2002-19)	2	0	2	0	.000	0	0	0	0
Texas-Dallas (2004-07-14-15-16-19)	6	1	6	0	.143	0	0	0	0
Texas-Tyler (2008-10-11-17)	4	5	3	1	.611	0	0	0	0
Thomas (ME) (2010-12-13-15-18-19)	6	0	6	0	.000	0	0	0	0
Thomas More (2009-10-11-12-13-14-15-17)	8	1	8	0	.111	0	0	0	0
Transylvania (2004-05-06-07-09-10-17-18)	8	2	5	6	.385	0	0	0	0
Trine (2021)	1	0	1	0	.00				
Trinity (CT) (1997-2011)	2	2	1	1	.625	0	0	0	0
Trinity (TX) (1996-97-98-99-2000-02-03-04-05-06-07-08-09-10-11-12-13-14-15-16-17-18-19-21)	24	45	22	3	.665	1	1	1	0
Tufts (1994-96-2012-14-15-16-17-18-19-21-22)	11	30	7	3	.826	4	0	0	0
UC San Diego (1983-84-85-86-87-88-89-90-91-93-94-95-96-97-99)	15	26	10	4	.700	3	1	1	0
UC Santa Cruz (2000-01-03-04-05-06-07-09)	8	7	8	1	.469	0	1	0	0
UMass Boston (2014-15-16-22)	4	1	4	1	.250	0	0	0	0
UMass Dartmouth (1976-77)	2	0	2	0	.000	0	0	0	0
UNC Greensboro (1981-82-83-84-85-86-87)	7	26	2	0	.929	5	0	0	0
Union (NY) (1978-83-84-85-86-91-2005)	7	6	7	0	.462	0	0	0	0
Va. Wesleyan (1990-91-92-93-94-95-97-98-99-2000-03-05-06-07-08-09-13)	17	7	17	1	.300	0	0	0	0
Vassar (1999-2011-12-16-22)	5	2	4	2	.375	0	0	0	0
Wartburg (2003-04-05-06-07-08-09-13-14)	9	11	7	3	.595	0	0	0	0
Washington College (2021)	1	0	0	0	.000	0	0	0	0
Wash. & Jeff. (2005-07-19)	3	0	3	0	.000	0	0	0	0
Wash. & Lee (2000-15-16-17-18-19-21-22)	8	11	7	0	.611	0	0	1	0
WashU (1978-79-80-81-84-85-87-90-91-92-93-94-95-97-98-99-2006-07-10-11-12-15-16-21)	24	30	21	4	.585	0	3	1	1
Webster (1999-2000-05-09-12-21)	6	0	6	0	.000	0	0	0	0
Wesleyan (CT) (2005-06-09-11-12)	5	4	4	2	.500	0	0	0	0
Western Conn. St. (1989-90-91-92-94-98-2003-05-17-18)	10	2	8	3	.269	0	0	0	0

Team (Years Participated)	Years	Won	Lost	Tied	Pct.	1st	2nd	3rd	4th
Western New Eng. (2004-05-06-07-08-09-11-13-16)	9	8	7	2	.529	0	0	0	0
Westfield St. (1974-75-76-80-84-2000-06-12)	8	5	8	0	.385	0	0	1	0
Westminster (MO) (2002-13-14-15-16-17)	6	3	6	0	.333	0	0	0	0
Westminster (PA) (2002-04-08-15-18)	5	2	5	0	.286	0	0	0	0
Wheaton (IL) (1974-75-76-77-78-81-82-83-84-85-86-88-89-90-91-93-94-95-96-97-98-99-2000-01-02-03-04-05-06-07-08-09-12-13-14-15)	36	51	32	3	.610	2	3	1	0
Wheaton (MA) (1997-2000-01-03-04-05-06-07-13-14)	10	10	8	3	.548	0	0	1	0
Whitworth (2001-04-05-07-08-09-12-14-15-16)	10	11	9	2	.545	0	0	1	0
Willamette (2017-22)	2	1	2	0	.333	0	0	0	0
Williams (1993-94-95-96-98-99-2000-01-02-03-04-05-06-07-09-10-12-13-18-22)	20	40	17	10	.671	1	2	4	0
Wilmington (OH) (1996-99-2000-01-04)	5	5	5	0	.500	0	0	0	0
Wis.-Eau Claire	1	1	0	1	.100	0	0	0	0
Wis.-Oshkosh (1991-93-94-95-96-99-2000-01-02-03-07-10-13-15)	14	19	12	3	.603	0	0	4	0
Wis.-Platteville (2008-12-17-18-22)	5	4	5	1	.450	0	0	0	0
Wis.-Superior (2017-18-19-21-22)	6	2	4	1	.357	0	0	0	0
Wis.-Whitewater (1986-99-2001-02-03-04-05-07-09-10-11-14-15-16-19)	15	11	13	4	.464	0	0	0	0
Wittenberg (1991-92-93-96-2008)	5	0	5	0	.000	0	0	0	0
Wm. Paterson (1979-2010)	2	1	2	0	.333	0	0	0	0
Wooster (1976-77-86-89-90-92)	6	2	7	0	.222	0	0	0	1
Worcester St. (1982-2001-02-03-05-16-22)	7	0	7	1	.062	0	0	0	0
WPI (1976-79-92-2017-19)	5	2	4	1	.357	0	0	0	0
York (NY) (2000-01-07-09)	4	0	4	0	.000	0	0	0	0
York (PA) (2005-06-07-08-09-10-11-12-13)	9	10	5	6	.619	0	0	0	0

**Binghamton's participation in the 1974 tournament vacated.*

Babson 1, Brandeis 0
UNC Greensboro 3, Lynchburg 0
Rowan 3, Kean 2
Buffalo St. 1, RIT 0
SUNY Cortland 1, Binghamton 0 (OT)
Bethany (WV) 1, Denison 0 (OT)
Ohio Wesleyan 4, Hope 0
Wheaton (IL) 4, Colorado Col. 0
MacMurray 1, Claremont-M-S 0
Scranton 1, Moravian 0
Messiah 1, Elizabethtown 0

Second Round

Plymouth St. 2, Babson 0
UNC Greensboro 3, Rowan 1
SUNY Cortland 1, Buffalo St. 0
Bethany (WV) 1, Ohio Wesleyan 0 (2 OT, PK)
Wheaton (IL) 3, MacMurray 1
Scranton 2, Messiah 0

Third Round

UNC Greensboro 2, Plymouth St. 1 (2 OT)
Bethany (WV) 2, Wheaton (IL) 1

Semifinals

UNC Greensboro 1, SUNY Cortland 0 (OT)
Bethany (WV) 2, Scranton 0

Championship

UNC Greensboro 2, Bethany (WV) 1

1983

First Round

Plymouth St. 2, Brandeis 0
Babson 1, Clark (MA) 0 (2 OT)
RIT 2, SUNY Cortland 1
Union (NY) 2, Buffalo St. 1
UNC Greensboro 2, Rowan 0
Kean 2, Drew 1
Hope 4, Mount Union 0
Ohio Wesleyan 2, Denison 1 (2 OT, PK)
Scranton 3, Messiah 1
Frostburg St. 1, Elizabethtown 0
Colorado Col. 2, Wheaton (IL) 1
Claremont-M-S 2, UC San Diego 0

Second Round

Plymouth St. 3, Babson 2
Union (NY) 1, RIT 0
UNC Greensboro 1, Kean 0
Ohio Wesleyan 1, Hope 0
Scranton 1, Frostburg St. 0
Claremont-M-S 3, Colorado Col. 2

Third Round

Plymouth St. 3, Union (NY) 1
Scranton 4, Ohio Wesleyan 1

Semifinals

UNC Greensboro 1, Plymouth St. 0 (2 OT, PK)
Claremont-M-S 1, Scranton 0

Championship

UNC Greensboro 3, Claremont-M-S 2

1984

First Round

UNC Greensboro 2, N.C. Wesleyan 1 (2 OT, PK)
Bethany (WV) 2, Emory 0
RIT 3, Buffalo St. 1
Fredonia 2, Union (NY) 1
Westfield St. 1, Salem St. 0
Brandeis 2, Plymouth St. 1 (2 OT, PK)
Colorado Col. 3, St. Olaf 2 (2 OT)
Claremont-M-S 3, UC San Diego 1
Kean 3, Elizabethtown 0
Scranton 1, TCNJ 0
Wheaton (IL) 1, Rockford 0 (2 OT, PK)
WashU 1, Ohio Wesleyan 0 (2 OT)

Second Round

UNC Greensboro 2, Bethany (WV) 0
RIT 3, Fredonia 0
Brandeis 4, Westfield St. 2

Claremont-M-S 2, Colorado Col. 1
Kean 1, Scranton 0
Wheaton (IL) 2, WashU 1

Third Round

RIT 4, UNC Greensboro 1
Kean 2, Claremont-M-S 1

Semifinals

Brandeis 1, RIT 0
Wheaton (IL) 3, Kean 0

Championship

Wheaton (IL) 2, Brandeis 1 (3 OT)

1985

First Round

Salem St. 1, Brandeis 0 (2 OT, PK)
Clark (MA) 2, Babson 0
UNC Greensboro 4, Emory 1
Bethany (WV) 3, Mary Washington 1
Fredonia 2, RIT 1 (2 OT)
Union (NY) 1, Ithaca 0
UC San Diego 3, Colorado Col. 1
Claremont-M-S 2, St. Thomas (MN) 0
Wheaton (IL) 1, Kalamazoo 0 (2 OT, PK)
WashU 1, Ohio Wesleyan 0
Elizabethtown 4, Drew 0
Rowan 3, Scranton 0

Second Round

Salem St. 1, Clark (MA) 0
UNC Greensboro 2, Bethany (WV) 0 (2 OT)
Fredonia 2, Union (NY) 1
UC San Diego 2, Claremont-M-S 1
WashU 2, Wheaton (IL) 1 (2 OT)
Rowan 4, Elizabethtown 3

Third Round

UNC Greensboro 3, Salem St. 0
WashU 1, UC San Diego 0 (2 OT, PK)

Semifinals

UNC Greensboro 2, Fredonia 0
WashU 2, Rowan 1

Championship

UNC Greensboro 5, WashU 0

1986

First Round

Plymouth St. 2, Clark (MA) 1
Salem St. 1, MCLA 0
Rochester (NY) 2, RIT 0
Fredonia 4, Union (NY) 1
UNC Greensboro 3, Johns Hopkins 0
Bethany (WV) 1, Chris. Newport 0
Messiah 1, Scranton 0
Elizabethtown 1, Rowan 0 (2 OT)
Ohio Wesleyan 2, Kalamazoo 1
Wheaton (IL) 3, Wooster 2 (2 OT)
UC San Diego 2, Claremont-M-S 1
Saint John's (MN) 1, Wis.-Whitewater 0

Second Round

Plymouth St. 1, Salem St. 0
Fredonia 4, Rochester (NY) 2
UNC Greensboro 3, Bethany (WV) 2
Messiah 2, Elizabethtown 0
Ohio Wesleyan 2, Wheaton (IL) 0
UC San Diego 1, Saint John's (MN) 0

Third Round

Fredonia 1, Plymouth St. 0 (2 OT, PK)
Messiah 1, Ohio Wesleyan 0

Semifinals

UNC Greensboro 3, Fredonia 2 (2 OT, PK)
UC San Diego 2, Messiah 1 (2 OT)

Championship

UNC Greensboro 2, UC San Diego 0

1987

First Round

Bethany (WV) 2, Mary Washington 0
UNC Greensboro 4, N.C. Wesleyan 3 (2 OT, PK)
RIT 3, Binghamton 1
Ithaca 1, Fredonia 0
Salem St. 3, Fitchburg St. 2 (2 OT)
Clark (MA) 2, Plymouth St. 1 (2 OT, PK)
Kean 1, Scranton 0 (2 OT, PK)
Elizabethtown 4, Rowan 1
Cal St. San B'dino 1, La Verne 0
UC San Diego 5, St. Thomas (MN) 0
Ohio Wesleyan 2, Calvin 1
WashU 3, DePauw 1

Second Round

UNC Greensboro 2, Bethany (WV) 1
RIT 2, Ithaca 0 (2 OT)
Salem St. 2, Clark (MA) 0
Elizabethtown 1, Kean 0 (2 OT, PK)
Cal St. San B'dino 1, UC San Diego 0 (2 OT, PK)
WashU 1, Ohio Wesleyan 0

Third Round

UNC Greensboro 2, RIT 0
Cal St. San B'dino 1, Elizabethtown 0 (2 OT, PK)

Semifinals

UNC Greensboro 2, Salem St. 1
WashU 2, Cal St. San B'dino 1 (2 OT, PK)

Championship

UNC Greensboro 6, WashU 1

1988

First Round

Kalamazoo 3, Ohio Wesleyan 2 (2 OT, PK)
Wheaton (IL) 4, Rockford 3 (2 OT, PK)
Plymouth St. 1, Babson 0
Salem St. 3, Fitchburg St. 1
RIT 2, Binghamton 0
Alfred 2, Clarkson 1 (2 OT, PK)
Emory 2, Bethany (WV) 1 (2 OT, PK)
N.C. Wesleyan 1, Mary Washington 0
UC San Diego 6, Macalester 1
Stanislaus St. 1, Claremont-M-S 0
Elizabethtown 4, Kean 2
Messiah 2, Rowan 1

Second Round

Wheaton (IL) 1, Kalamazoo 0 (2 OT, PK)
Salem St. 2, Plymouth St. 0
RIT 3, Alfred 0
Emory 1, N.C. Wesleyan 0
UC San Diego 4, Stanislaus St. 2
Messiah 3, Elizabethtown 0

Third Round

Salem St. 3, Wheaton (IL) 0
UC San Diego 4, Emory 1

Semifinals

RIT 3, Salem St. 2 (2 OT, PK)
UC San Diego 1, Messiah 0 (2 OT, PK)

Championship

UC San Diego 3, RIT 0

1989

First Round

Plymouth St. 2, Salem St. 1 (2 OT, PK)
Babson 3, Western Conn. St. 0
RIT 3, Binghamton 2 (2 OT)
Ithaca 2, Rochester (NY) 0
Greensboro 2, Emory 0
Mary Washington 2, Bethany (WV) 1
Ohio Wesleyan 2, DePauw 1 (2 OT)
Wheaton (IL) 2, Wooster 0
Elizabethtown 6, TCNJ 1
Montclair St. 2, Muhlenberg 0
Saint John's (MN) 1, Colorado Col. 0 (2 OT, PK)
UC San Diego 2, Claremont-M-S 1 (2 OT)

Second Round

Plymouth St. 2, Babson 0
RIT 3, Ithaca 1
Greensboro 2, Mary Washington 0
Ohio Wesleyan 3, Wheaton (IL) 0
Elizabethtown 1, Montclair St. 0
UC San Diego 2, Saint John's (MN) 1 (2 OT)

Third Round

RIT 2, Plymouth St. 0
Elizabethtown 1, Ohio Wesleyan 0 (2 OT, PK)

Semifinals

Greensboro 2, RIT 0
Elizabethtown 1, UC San Diego 0

Championship

Elizabethtown 2, Greensboro 0

1990

Preliminary Round

St. Thomas (MN) 1, Saint John's (MN) 0

First Round

Babson 2, Bridgewater St. 0
Salem St. 3, Western Conn. St. 1 (2 OT)
SUNY Cortland 2, Rochester (NY) 0
RIT 2, Ithaca 0
Bethany (WV) 2, Mary Washington 1
Methodist 2, Va. Wesleyan 1 (2 OT)
Kean 3, TCNJ 2
Rowan 4, Montclair St. 1
Kenyon 7, Wooster 4 (2 OT)
Ohio Wesleyan 1, Kalamazoo 0
Elizabethtown 1, Swarthmore 0 (2 OT)
Scranton 3, Muhlenberg 1
MacMurray 1, WashU 0
St. Thomas (MN) 1, Macalester 0
UC San Diego 1, Cal St. San B'dino 0

Second Round

Salem St. 1, Babson 0
SUNY Cortland 1, RIT 0
Bethany (WV) 1, Methodist 0 (2 OT, PK)
Rowan 1, Kean 0
Ohio Wesleyan 3, Kenyon 0
Elizabethtown 4, Scranton 3 (2 OT, PK)
Wheaton (IL) 4, MacMurray 2
UC San Diego 1, St. Thomas (MN) 0

Third Round

Salem St. 4, SUNY Cortland 0
Rowan 1, Bethany (WV) 0 (2 OT, PK)
Ohio Wesleyan 2, Elizabethtown 1 (2 OT)
Wheaton (IL) 1, UC San Diego 0

Semifinals

Rowan 2, Salem St. 0
Ohio Wesleyan 1, Wheaton (IL) 0

Championship

Rowan 2, Ohio Wesleyan 1 (4 OT, PK)

1991

First Round

Union (NY) 1, Ithaca 0
SUNY Cortland* 0, Rochester (NY) 0 (4 OT)
Babson 1, MCLA 0
Salem St. 2, Western Conn. St. 1
Swarthmore 2, Muhlenberg 0 (2 OT)
Elizabethtown 2, Messiah 1
Kean* 1, Rowan 1 (4 OT)
TCNJ 1, Montclair St. 0
Ohio Wesleyan 1, Wittenberg 0 (4 OT)
Calvin 2, Kenyon 0
Methodist 2, Emory 1
Bethany (WV) 2, Va. Wesleyan 1
UC San Diego 3, Cal Lutheran 2
Wis.-Oshkosh 2, St. Thomas (MN) 1
Fontbonne 1, Wheaton (IL) 0
MacMurray 1, WashU 0

Second Round

SUNY Cortland 3, Union (NY) 1 (2 OT)

Babson 2, Salem St. 0
Elizabethtown 4, Swarthmore 2
TCNJ 3, Kean 2
Ohio Wesleyan 2, Calvin 1
Bethany (WV) 1, Methodist 0
UC San Diego* 4, Wis.-Oshkosh 4 (2 OT)
MacMurray 1, Fontbonne 0 (2 OT)

Third Round

Babson 3, SUNY Cortland 0
TCNJ* 3, Elizabethtown 3 (4 OT)
Ohio Wesleyan 1, Bethany (WV) 0
UC San Diego 4, MacMurray 1

Semifinals

TCNJ 3, Babson 1
UC San Diego 1, Ohio Wesleyan 0

Championship

UC San Diego 1, TCNJ 0

**Advanced on penalty kicks*

1992

First Round

Plattsburgh St.* 1, SUNY Cortland 1 (2 OT)
RIT* 1, Hobart 1 (2 OT)
Western Conn. St. 4, WPI 1
Babson 1, MCLA 0
Messiah 1, Muhlenberg 0
Elizabethtown 2, Gettysburg 0
Kean 3, Montclair St. 2
TCNJ 1, Rowan 0
Kenyon 2, Wooster 1
Ohio Wesleyan 2, Wittenberg 1
Bethany (WV) 2, Va. Wesleyan 1 (2 OT)
Methodist 3, Greensboro 0
Cal Lutheran 1, Claremont-M-S 0
Colorado Col. 1, St. Olaf 0
Fontbonne 2, Benedictine (IL) 0
WashU 1, MacMurray 0

Second Round

RIT 2, Plattsburgh St. 1 (4 OT)
Western Conn. St.* 0, Babson 0 (4 OT)
Elizabethtown 2, Messiah 1 (4 OT)
Kean* 4, TCNJ 4 (4 OT)
Ohio Wesleyan 3, Kenyon 2
Methodist 2, Bethany (WV) 0
Colorado Col. 2, Cal Lutheran 0
WashU 1, Fontbonne 0

Third Round

RIT 3, Western Conn. St. 0
Kean 1, Elizabethtown 0
Ohio Wesleyan 2, Methodist 1 (2 OT)
Colorado Col. 1, WashU 0

Semifinals

Kean 1, RIT 0
Ohio Wesleyan 5, Colorado Col. 0

Championship

Kean 3, Ohio Wesleyan 1

**Advanced on penalty kicks*

1993

First Round

Amherst* 0, Salem St. 0 (2 OT)
Williams 1, Babson 0
Messiah 2, Gettysburg 1
Elizabethtown 2, Scranton 0
Stockton 1, TCNJ 0
Rowan 2, Kean 0
Clarkson* 1, Plattsburgh St. 1 (2 OT)
SUNY Cortland 2, Rochester (NY) 1
Roanoke 1, Methodist 0
Va. Wesleyan 3, Mary Washington 1
Colorado Col. 4, Claremont-M-S 1
UC San Diego* 0, Gust. Adolphus 0 (2 OT)
Wis.-Oshkosh 2, WashU 1
Wheaton (IL) 4, Benedictine (IL) 1

Ohio Wesleyan 1, DePauw 0 (2 OT)
Kenyon 2, Wittenberg 1

Second Round

Williams 1, Amherst 0
Messiah 1, Elizabethtown 0 (3 OT)
Rowan* 0, Stockton 0 (4 OT)
Clarkson 2, SUNY Cortland 0
Roanoke 3, Va. Wesleyan 0
UC San Diego 1, Colorado Col. 0
Wis.-Oshkosh 1, Wheaton (IL) 0
Kenyon 2, Ohio Wesleyan 1

Third Round

Williams 3, Messiah 1
Clarkson 1, Rowan 0
UC San Diego 2, Roanoke 1 (3 OT)
Kenyon 2, Wis.-Oshkosh 0

Semifinals

Williams 3, Clarkson 1
UC San Diego 2, Kenyon 1

Championship

UC San Diego 1, Williams 0

**Advanced on penalty kicks*

1994

First Round

Muhlenberg* 0, Carnegie Mellon 0 (2 OT)
Johns Hopkins 3, Elizabethtown 2
Tufts 2, Williams 0
Middlebury* 0, Western Conn. St. 0 (2 OT)
RIT 3, Binghamton 2
Plattsburgh St. 2, Albany (NY) 0
TCNJ 5, Kean 0
Rowan 4, Stockton 1
Gust. Adolphus 1, Claremont-M-S 0
UC San Diego 3, Colorado Col. 0
Bethany (WV)* 1, Greensboro 1 (2 OT)
Va. Wesleyan 4, Methodist 0
Ohio Wesleyan 2, DePauw 0
Hope 2, Kenyon 1
Wis.-Oshkosh 2, Rhodes 0
WashU 1, Wheaton (IL) 0

Second Round

Johns Hopkins 1, Muhlenberg 0 (4 OT)
Tufts 1, Middlebury 0
RIT 2, Plattsburgh St. 1
TCNJ 2, Rowan 1
UC San Diego 2, Gust. Adolphus 0
Bethany (WV) 1, Va. Wesleyan 0 (2 OT)
Hope* 2, Ohio Wesleyan 2 (4 OT)
Wis.-Oshkosh 4, WashU 1

Third Round

Johns Hopkins 1, Tufts 0
TCNJ 2, RIT 0 (2 OT)
Bethany (WV)* 2, UC San Diego 2 (4 OT)
Wis.-Oshkosh* 0, Hope 0 (4 OT)

Semifinals

Johns Hopkins 1, TCNJ 0
Bethany (WV)* 0, Wis.-Oshkosh 0 (2 OT)

Championship

Bethany (WV) 1, Johns Hopkins 0

**Advanced on penalty kicks*

1995

First Round

Amherst* 1, Middlebury 1 (2 OT)
Williams 2, Plymouth St. 0
TCNJ 4, Connecticut Col. 0
Stockton 3, Rowan 0
Ithaca* 1, Rochester (NY) 1 (2 OT)
Fredonia 2, St. Lawrence 0
Muhlenberg 1, Elizabethtown 0
Messiah 3, Gettysburg 1
Va. Wesleyan 1, Greensboro 0
Methodist 4, Maryville (TN) 0

WashU 1, Rhodes 0
Wheaton (IL) 3, Wis.-Oshkosh 1
Hiram 1, Hope 0
Ohio Wesleyan 1, Kenyon 0
Chapman 2, Colorado Col. 0
UC San Diego 4, St. Thomas (MN) 0

Second Round

Williams 3, Amherst 0
TCNJ 4, Stockton 1
Ithaca 4, Fredonia 1
Muhlenberg 1, Messiah 0 (3 OT)
Methodist 2, Va. Wesleyan 1
WashU 2, Wheaton (IL) 1
Ohio Wesleyan 1, Hiram 0 (2 OT)
Chapman 1, UC San Diego 0

Third Round

Williams 3, TCNJ 0
Muhlenberg 4, Ithaca 0
Methodist 2, WashU 1 (3 OT)
Chapman* 1, Ohio Wesleyan 1 (4 OT)

Semifinals

Williams* 1, Muhlenberg 1 (2 OT)
Methodist 3, Chapman 0

Championship

Williams 2, Methodist 1

**Advanced on penalty kicks*

1996

First and Second Rounds

Middlebury 1, Tufts 0
Williams* 1, Salem St. 1 (2 OT)
Williams 2, Middlebury 1
TCNJ 3, Rowan 2
Stockton 3, Montclair St. 1
TCNJ 2, Stockton 1
Ithaca 5, Rensselaer 0
St. Lawrence 2, Fredonia 0 (2 OT)
Ithaca 2, St. Lawrence 0
Bethany (WV) 2, Johns Hopkins 0
Elizabethtown 2, Muhlenberg 1
Bethany (WV) 2, Elizabethtown 1
Greensboro 3, Emory 2
Mary Washington 2, Maryville (TN) 0
Greensboro 1, Mary Washington 0
Trinity (TX) 2, Wis.-Oshkosh 0
Chicago* 2, Wheaton (IL) 2 (2 OT)
Chicago 1, Trinity (TX) 0
Wilmington (OH) 2, Hope 0
Kenyon 2, Wittenberg 1
Kenyon 3, Wilmington (OH) 2
Luther 1, UC San Diego 0 (2 OT)
Concordia-M'head* 1, Macalester 1 (2 OT)
Luther 4, Concordia-M'head 1

Third Round

TCNJ 1, Williams 0 (2 OT)
Ithaca 3, Bethany (WV) 2
Chicago 2, Greensboro 1
Kenyon 2, Luther 0

Semifinals

TCNJ* 0, Ithaca 0 (2 OT)
Kenyon 3, Chicago 2

Championship

TCNJ 2, Kenyon 1 (4 OT)

**Advanced on penalty kicks*

1997

First Round

Wheaton (MA) 2, Keene St. 1
Amherst* 3, Middlebury 3 (4 OT)
Muhlenberg 1, Eastern 0
Trinity (CT) 2, Ramapo 1
Rhodes 2, Centre 1
Ohio Wesleyan 2, Hope 0
Colorado Col. 3, Chapman 2 (2 OT)

Claremont-M-S 1, UC San Diego 0

Second and Third Rounds

Plymouth St.* 1, Wheaton (MA) 1 (2 OT)
Amherst 2, Bowdoin 0
Amherst 3, Plymouth St. 2
Rensselaer 2, Fredonia 1
Ithaca* 0, Rochester (NY) 0 (2 OT)
Ithaca 2, Rensselaer 1
Gettysburg 5, Johns Hopkins 4
Muhlenberg 1, Messiah 0
Gettysburg 2, Muhlenberg 1 (2 OT)
TCNJ 2, Rowan 1
Kean 5, Trinity (CT) 1
TCNJ 1, Kean 0
WashU 4, Trinity (TX) 3 (2 OT)
Wheaton (IL) 5, Rhodes 0
Wheaton (IL) 4, WashU 0
Alma 2, Otterbein 1
Ohio Wesleyan 1, Kenyon 0
Ohio Wesleyan 1, Alma 0
Macalester 2, Colorado Col. 0
Cal Lutheran 2, Claremont-M-S 0
Cal Lutheran* 0, Macalester 0 (4 OT)
Mary Washington 2, Emory 1
Va. Wesleyan 2, Greensboro 0
Mary Washington 3, Va. Wesleyan 1

Quarterfinals

Amherst 2, Ithaca 0
TCNJ 2, Gettysburg 0
Wheaton (IL) 2, Ohio Wesleyan 1 (2 OT)
Mary Washington 2, Cal Lutheran 1

Semifinals

Wheaton (IL) 2, Mary Washington 1
TCNJ 2, Amherst 1

Championship

Wheaton (IL) 3, TCNJ 0

**Advanced on penalty kicks*

1998

First Round

Williams 2, Bowdoin 0
Amherst 1, Keene St. 0
Centre 1, WashU 0
Otterbein 1, Earlham 0
Gettysburg 3, Drew 0
Stockton 3, Western Conn. St. 0
Chapman 2, Cal Lutheran 1
Macalester 3, Luther 1 (2 OT)

Regionals

Williams 5, Middlebury 0
Plymouth St. 1, Amherst 0
Williams 3, Plymouth St. 2
Clarkson 5, Rensselaer 1
St. Lawrence* 1, Plattsburgh St. 1 (OT)
St. Lawrence 1, Clarkson 0 (2 OT)
Trinity (TX) 2, Rhodes 0
Wheaton (IL) 3, Centre 0 (2 OT)
Trinity (TX) 2, Wheaton (IL) 1 (4 OT)
Ohio Wesleyan 5, Alma 0
Otterbein 4, DePauw 2
Ohio Wesleyan 2, Otterbein 1
Johns Hopkins 6, Bethany (WV) 5
Messiah 2, Gettysburg 0
Johns Hopkins* 1, Messiah 1 (4 OT)
Rowan 1, Montclair St. 0
Stockton 1, Kean 0
Rowan 2, Stockton 1 (OT)
Pacific (OR) 2, Chapman 1
Macalester 1, St. Olaf 0
Macalester 1, Pacific (OR) 0
East. Mennonite 1, Emory 0
Greensboro 3, Va. Wesleyan 0
Greensboro 4, East. Mennonite 0

Quarterfinals

Williams* 2, St. Lawrence 2 (4 OT)

Ohio Wesleyan 2, Trinity (TX) 1
Rowan 1, Johns Hopkins 0 (3 OT)
Greensboro 2, Macalester 1 (3 OT)

Semifinals

Ohio Wesleyan 1, Williams 0
Greensboro 1, Rowan 0

Championship

Ohio Wesleyan 2, Greensboro 1 (2 OT)

**Advanced on penalty kicks*

1999

First Round

Hunter 3, Manhattanville 0
Keene St. 5, Roger Williams 2
Vassar 2, Cabrini 1 (OT)
St. Olaf 3, Luther 0
Wis.-Oshkosh 1, Edgewood 0
WashU 1, Webster 0
Greensboro 3, Centre 1
Ohio Wesleyan 4, Bethany (WV) 0
Norwich 1, Springfield 0
Claremont M-S 2, Chapman 1
Trinity (TX) 7, Colorado Col. 1
Wis.-Whitewater 1, Ripon 0 (OT)

Regionals

Williams 5, Hunter 0
Salem St. 1, Keene St. 0
Williams 1, Salem St. 0
Rowan 1, Drew 0
Stockton 4, Vassar 0
Stockton 2, Rowan 1
Wheaton (IL) 2, St. Olaf 1 (2 OT)
Wis.-Oshkosh 3, Macalester 2
Wheaton (IL) 1, Wis.-Oshkosh 0 (3 OT)
Salisbury* 2, WashU 2 (2 OT)
Greensboro 1, Va. Wesleyan 0
Salisbury 2, Greensboro 0
Ohio Wesleyan 2, Gettysburg 1
Messiah 3, Elizabethtown 0
Messiah 2, Ohio Wesleyan 0
St. Lawrence 3, Norwich 1
Plattsburgh St. 2, Ithaca 0
St. Lawrence 4, Plattsburgh St. 1
Puget Sound 3, Claremont-M-S 0
Trinity (TX)* 0, UC San Diego 0 (2 OT)
Trinity (TX) 1, Puget Sound 0
Alma* 2, Otterbein 2 (2 OT)
Wis.-Whitewater 1, Wilmington (OH) 0 (2 OT)
Alma 1, Wis.-Whitewater 0

Quarterfinals

Stockton 1, Williams 0
Wheaton (IL) 1, Salisbury 0
St. Lawrence 1, Messiah 0
Alma 2, Trinity (TX) 1

Semifinals

Wheaton (IL) 4, Stockton 0
St. Lawrence 2, Alma 0

Championship

St. Lawrence 2, Wheaton (IL) 0

**Advanced on penalty kicks*

2000

First Round

Westfield St. 3, Roger Williams 2
Merchant Marine 2, York (NY) 0
Marian (WI) 2, Ripon 1
Trinity (TX) 3, Hardin-Simmons 2 (4 OT)
Frostburg St. 2, Bethany (WV) 1
Greensboro 3, Va. Wesleyan 2
RIT 2, Misericordia 1
Plymouth St. 3, Norwich 1
Claremont-M-S 2, UC Santa Cruz 1
Neb. Wesleyan 1, Simpson 0
DePauw 4, Webster 0
Wilmington (OH) 5, Kalamazoo 0

Regional Semifinals

Middlebury 3, Westfield St. 1
Williams 2, Wheaton (MA) 0
Rowan 2, Merchant Marine 0
Johns Hopkins 3, Salisbury 1
Wis.-Oshkosh 3, Marian (WI) 0
Trinity (TX) 2, Wheaton (IL) 1
Wash. & Lee 4, Frostburg St. 1
Chris. Newport 4, Greensboro 2
Drew 2, RIT 0
Messiah 4, Carnegie Mellon 0
St. Lawrence 5, Plymouth St. 0
Hamilton* 1, Plattsburgh St. 1 (2 OT)
Linfield 4, Claremont-M-S 0
Gust. Adolphus 2, Neb. Wesleyan 0
Ohio Wesleyan 2, DePauw 0
Wilmington (OH) 4, John Carroll 2

Regional Finals

Williams 1, Middlebury 0
Rowan 2, Johns Hopkins 1
Wis.-Oshkosh 3, Trinity (TX) 1
Chris. Newport 1, Wash. & Lee 0
Messiah 3, Drew 0
Hamilton 1, St. Lawrence 0
Linfield 4, Gust. Adolphus 2
Ohio Wesleyan 1, Wilmington (OH) 0

Quarterfinals

Rowan 2, Williams 1
Wis.-Oshkosh 4, Chris. Newport 1
Messiah 3, Hamilton 0
Linfield 1, Ohio Wesleyan 0 (4 OT)

Semifinals

Rowan 2, Wis.-Oshkosh 0
Messiah 3, Linfield 2

Championship

Messiah 2, Rowan 0

**Advanced on penalty kicks*

2001

First Round

Mary Washington 3, Gettysburg 0
Rowan 2, Stevens 0
RIT 2, SUNY Cortland 1 (OT)
Wheaton (IL) 2, John Carroll 1 (OT)
Ohio Wesleyan 1, Otterbein 0
Wilmington (OH) 2, Sewanee 1
Carnegie Mellon 3, Bethany (WV) 2
Roger Williams 1, York (NY) 0
Redlands 3, UC Santa Cruz 0
Whitworth 1, Colorado Col. 0
Luther 3, Monmouth (IL) 0
Wis.-Whitewater 1, Principia 0 (3 OT)

Regional Semifinals

Stockton 3, Mary Washington 0
Rowan 3, Drew 2 (2 OT)
St. Lawrence 2, RIT 1
Norwich 2, Keene St. 0
Kalamazoo 1, Wheaton (IL) 0
Ohio Wesleyan 3, Chicago 1
Greensboro 6, Hardin-Simmons 1
Roanoke 1, Wilmington (OH) 0
Arcadia 5, Kean 1
Messiah 2, Carnegie Mellon 1 (OT)
Worcester St.* 3, Williams 3 (2 OT)
Wheaton (MA) 2, Roger Williams 1 (OT)
Redlands 2, Neb. Wesleyan 1
Whitworth* 1, Macalester 1 (2 OT)
Luther 2, Wis.-Oshkosh 1
Wis.-Whitewater* 0, Marian (WI) 0 (2 OT)

Regional Finals

Stockton 1, Rowan 0
St. Lawrence 7, Norwich 0
Ohio Wesleyan 3, Kalamazoo 2 (OT)
Greensboro 1, Roanoke 0
Messiah 2, Arcadia 0
Wheaton (MA) 1, Worcester St. 0

Redlands 1, Whitworth 0 (OT)
Luther 1, Wis.-Whitewater 0

Quarterfinals

Stockton 1, St. Lawrence 0 (OT)
Ohio Wesleyan 1, Greensboro 0
Messiah 2, Wheaton (MA) 1
Redlands 2, Luther 0

Semifinals

Stockton* 0, Ohio Wesleyan 0 (2 OT)
Redlands 2, Messiah 1 (OT)

Championship

Stockton 3, Redlands 2

**Advanced on penalty kicks*

2002

First Round

Puget Sound 2, Linfield 0
Trinity (TX) 3, Texas Lutheran 0
Wis.-Whitewater 2, Marian (WI) 0
Neb. Wesleyan 1, Westminster (MO) 0
Hope 4, Dominican (IL) 0
Concordia Wisconsin 1, St. Norbert 0 (2 OT)
Otterbein 2, Westminster (PA) 0
Messiah 1, Johns Hopkins 0
Merchant Marine 2, JWU (Providence) 1
Babson 3, Medgar Evers 0
Williams 3, Salve Regina 1
Ithaca 2, Worcester St. 0

Second Round

Redlands 2, Puget Sound 0
Trinity (TX) 4, Colorado Col. 1
Wis.-Whitewater 3, Luther 2 (2 OT)
Macalester* 1, Neb. Wesleyan 1 (2 OT)
Hope 2, Wis.-Oshkosh 0
Wheaton (IL) 2, Concordia Wisconsin 0
Ohio Wesleyan 1, Pitt.-Greensburg 0
Otterbein 1, Carnegie Mellon 0 (OT)
Greensboro* 1, Roanoke 1 (2 OT)
Messiah 1, Salisbury 0
Merchant Marine 1, Rowan 0
Drew 2, Babson 0
Arcadia 1, Keene St. 0
Williams 4, Stockton 1
St. Lawrence 2, Ithaca 1
Amherst 1, SUNY Cortland 0

Third Round

Trinity (TX) 2, Redlands 0
Macalester* 1, Wis.-Whitewater 1 (2 OT)
Wheaton (IL)* 0, Hope 0 (2 OT, PK)
Otterbein* 1, Ohio Wesleyan 1 (2 OT)
Messiah 2, Greensboro 1 (OT)
Drew 2, Merchant Marine 0
Arcadia* 0, Williams 0 (2 OT)
St. Lawrence 1, Amherst 0

Quarterfinals

Trinity (TX) 1, Macalester 0
Otterbein 2, Wheaton (IL) 1 (OT)
Messiah 3, Drew 2 (OT)
St. Lawrence 2, Arcadia 0

Semifinals

Otterbein 3, Trinity (TX) 2
Messiah 3, St. Lawrence 0

Championship

Messiah 1, Otterbein 0

**Advanced on penalty kicks*

2003

First Round

Gust. Adolphus* 0, Wartburg 0 (2 OT)
Piedmont 3, Greensboro 1
Hope 3, Wis.-Whitewater 1
Concordia Wisconsin 2, St. Norbert 0
John Carroll 1, Ohio Wesleyan 0
Dominican (IL)* 0, Fontbonne 0 (2 OT)

Western Conn. St. 1, JWU (Providence) 0
SUNY Cortland 3, Worcester St. 0
Wheaton (MA) 6, CCNY 1
Va. Wesleyan 3, Eastern 2 (2 OT)
Muhlenberg* 2, Gordon 2 (2 OT)
Rowan 5, Alfred 1

Second Round

Redlands* 0, Gust. Adolphus 0 (2 OT)
UC Santa Cruz 2, Linfield 1
Piedmont 2, Emory 1
Trinity (TX) 5, Ozarks (AR) 0
Wis.-Oshkosh 2, Hope 0
Wheaton (IL) 7, Concordia Wisconsin 2
John Carroll 2, Carnegie Mellon 1
Dominican (IL) 2, Denison 1
Williams* 1, Western Conn. St. 1 (2 OT)
MIT 5, Lasell 0
St. Lawrence 1, SUNY Cortland 0
Wheaton (MA)* 0, Bowdoin 0 (2 OT)
Drew 3, Va. Wesleyan 0
Stevens 3, Muhlenberg 1
Messiah 3, Penn St.-Behrend 0
Salisbury 1, Rowan 0 (OT)

Third Round

UC Santa Cruz 1, Redlands 0
Trinity (TX) 6, Piedmont 0
Wis.-Oshkosh 1, Wheaton (IL) 0
Dominican (IL) 2, John Carroll 0
MIT 2, Williams 1 (OT)
Wheaton (MA) 3, St. Lawrence 2
Drew 2, Stevens 0
Salisbury* 0, Messiah 0 (2 OT)

Quarterfinals

Trinity (TX) 3, UC Santa Cruz 0
Wis.-Oshkosh 1, Dominican (IL) 0
Wheaton (MA) 1, MIT 0
Drew 1, Salisbury 0

Semifinals

Trinity (TX) 3, Wis.-Oshkosh 2 (2 OT)
Drew* 1, Wheaton (MA) 1 (2 OT)

Championship

Trinity (TX) 2, Drew 1

**Advanced on penalty kicks*

2004

First Round

Whitworth 2, Colorado Col. 1
Wis.-Whitewater 2, Edgewood 1
Roger Williams 1, Western New Eng. 0
SUNY Geneseo 1, RIT 0
Babson 3, Castleton 0
Wheaton (IL) 3, Fontbonne 0
Wartburg 3, Dominican (IL) 1
Allegheny* 0, Transylvania 0 (2 OT)
Westminster (PA) 1, Pitt.-Greensburg 0
Bridgewater St. 2, Baruch 0
Arcadia 1, Roanoke 0 (OT)
Elizabethtown 2, Drew 0

Second Round

St. Norbert 3, Whitworth 2
UC Santa Cruz* 0, Redlands 0 (2 OT)
Gust. Adolphus* 0, Wis.-Whitewater 0 (2 OT)
Trinity (TX) 2, Texas-Dallas 0
St. Lawrence 3, Roger Williams 0
Williams 5, Hamilton 1
SUNY Geneseo 3, Keene St. 2
Wheaton (MA) 3, Babson 2
Wilmington (OH) 2, Wheaton (IL) 0
Wartburg 1, Calvin 0
Allegheny* 1, Carnegie Mellon 1 (2 OT)
Messiah 5, Westminster (PA) 0
Stevens 3, Bridgewater St. 0
Stockton 3, N.C. Wesleyan 2
Salisbury* 1, Arcadia 1 (2 OT)
Johns Hopkins* 1, Elizabethtown 1 (2 OT)

Sectional Semifinals

UC Santa Cruz 3, St. Norbert 0
Gust. Adolphus 1, Trinity (TX) 0
Williams 1, St. Lawrence 0 (OT)
SUNY Geneseo 1, Wheaton (MA) 0
Wartburg 1, Wilmington (OH) 0
Messiah 5, Allegheny 0
Stockton 2, Stevens 1 (OT)
Salisbury 1, Johns Hopkins 0

Sectional Finals

UC Santa Cruz 1, Gust. Adolphus 0
SUNY Geneseo 1, Williams 0
Messiah 2, Wartburg 0
Salisbury 4, Stockton 2

Semifinals

UC Santa Cruz 3, SUNY Geneseo 1
Messiah 1, Salisbury 0

Championship

Messiah 4, UC Santa Cruz 0

**Advanced on penalty kicks*

2005

First Round

Wesleyan (CT) 3, Muhlenberg 2
Greensboro 1, Emory 0
Maryville (TN)* 0, Transylvania 0 (2 OT)
York (PA) 3, Va. Wesleyan 2
New Jersey City 3, DeSales 0
Roger Williams 3, Mount Ida 0
St. Lawrence 4, Medaille 0
Williams 4, Worcester St. 0
Keene St. 4, Wheaton (MA) 1
Western New Eng. 2, Western Conn. St. 0
Union (NY) 1, JWU (Providence) 0 (OT)
Brockport 2, Nazareth 0
Calvin 4, Edgewood 0
John Carroll 3, Wash. & Jeff. 1
Fredonia 4, Carnegie Mellon 3 (OT)
Loras 1, Dominican (IL) 0
Macalester 1, North Park 0
Wheaton (IL) 2, Wis.-Whitewater 1
Gust. Adolphus 1, Hope 0
Trinity (TX) 3, Hardin-Simmons 2
Salisbury 5, CCNY 0
Stevens 1, Eastern 0
Wartburg 6, St. Norbert 1
Chicago 3, Saint John's (MN) 2 (OT)
Redlands 1, UC Santa Cruz 0

Second Round

Messiah 2, Wesleyan (CT) 1 (OT)
Maryville (TN) 1, Greensboro 0
New Jersey City* 2, York (PA) 2 (2 OT)
TCNJ 1, Roger Williams 0
St. Lawrence 3, Rochester (NY) 1
Williams 2, Keene St. 0
Western New Eng. 2, Union (NY) 1
Plattsburgh St. 5, Brockport 2
Calvin 2, Ohio Wesleyan 1
Fredonia 1, John Carroll 0
Loras 2, Macalester 0
Gust. Adolphus* 1, Wheaton (IL) 1 (2 OT)
Trinity (TX) 3, Webster 0
Stevens 1, Salisbury 0
Wartburg* 1, Chicago 1 (2 OT)
Whitworth 4, Redlands 0

Sectional Semifinals

Messiah 5, Maryville (TN) 1
TCNJ 3, New Jersey City 2
Williams 3, St. Lawrence 0
Plattsburgh St. 1, Western New Eng. 0
Fredonia* 0, Calvin 0 (2 OT)
Gust. Adolphus 3, Loras 0
Trinity (TX) 3, Stevens 1
Whitworth 3, Wartburg 0

Sectional Finals

Messiah 3, TCNJ 0

Plattsburgh St. 1, Williams 0
Gust. Adolphus 2, Fredonia 0
Whitworth 2, Trinity (TX) 1 (OT)

Semifinals

Messiah 4, Plattsburgh St. 0
Gust. Adolphus 2, Whitworth 1

Championship

Messiah 1, Gust. Adolphus 0

**Advanced on penalty kicks*

2006

First Round

Hobart* 0, Elizabethtown 0 (2 OT)
Va. Wesleyan 5, Greensboro 0
N.C. Wesleyan 1, Lynchburg 0 (OT)
Gust. Adolphus 1, Loras 0
Wartburg 2, North Park 1
Wheaton (IL) 1, WashU 0
Redlands 4, Fontbonne 0
Denison 1, Bethany (WV) 0
Ohio Wesleyan* 1, Hope 1 (2 OT)
Ohio Northern 2, Transylvania 0
Dominican (IL) 6, Aurora 0
St. Norbert* 0, Chicago 0 (2 OT)
Wesleyan (CT) 5, Baruch 0
Trinity (TX) 2, Hardin-Simmons 1
UC Santa Cruz 1, Puget Sound 0
Nazareth 2, SUNY Geneseo 0
NYU* 1, Roger Williams 1 (2 OT)
St. Lawrence 2, Middlebury 1
Rochester (NY) 1, Hamilton 0
Chris. Newport 4, Chestnut Hill 0
Amherst 3, Westfield St. 1
Western New Eng. 2, Wheaton (MA) 1
Messiah 2, DeSales 0
Arcadia 3, Franklin & Marshall 2 (OT)
Keene St. 2, Lasell 0

Second Round

York (PA) 3, Hobart 0
N.C. Wesleyan 1, Va. Wesleyan 0
Wartburg 1, Gust. Adolphus 0
Wheaton (IL) 4, Redlands 1
CWRU 2, Denison 0
Ohio Wesleyan 1, Ohio Northern 0
Dominican (IL) 2, St. Norbert 0
Montclair St. 1, Wesleyan (CT) 0
UC Santa Cruz 4, Trinity (TX) 0
Nazareth* 2, Medaille 2 (2 OT)
NYU 2, St. Lawrence 0
Stevens 5, Rochester (NY) 2
Johns Hopkins 3, Chris. Newport 1
Western New Eng. 1, Amherst 0
Messiah 3, Arcadia 0
Williams 4, Keene St. 0

Sectional Semifinals

York (PA) 1, N.C. Wesleyan 0
Wheaton (IL) 2, Wartburg 1
Ohio Wesleyan* 0, CWRU 0 (2 OT)
Dominican (IL)* 1, Montclair St. 1 (2 OT)
Nazareth 1, UC Santa Cruz 0
NYU* 1, Stevens 1 (2 OT)
Johns Hopkins 3, Western New Eng. 0
Messiah* 0, Williams 0 (2 OT)

Sectional Finals

Wheaton (IL)* 0, York (PA) 0 (2 OT)
Ohio Wesleyan 2, Dominican (IL) 0
NYU 1, Nazareth 0
Messiah 2, Johns Hopkins 1

Semifinals

Wheaton (IL) 1, Ohio Wesleyan 0
Messiah 3, NYU 0

Championship

Messiah 3, Wheaton (IL) 0

**Advanced on penalty kicks*

2007

First Round

Trinity (TX) 3, Texas-Dallas 0
Wis.-Oshkosh 2, Wartburg 0
Whitworth 2, Gust. Adolphus 1 (OT)
Transylvania* 1, Ohio Wesleyan 1 (2 OT)
John Carroll 1, Calvin 0
WashU 2, Carthage 1
Dominican (IL) 1, Wis.-Whitewater 0
Greensboro 2, Roanoke 1
Rochester (NY) 3, Keuka 0
Hobart 3, Fredonia 0
New Jersey City 2, Castleton 0
Hamilton 2, NYU 0
Penn St.-Behrend 1, Wash. & Jeff. 0
Keene St. 6, York (NY) 0
Williams 2, Eastern Conn. St.* 0
Wheaton (MA) 2, Bridgewater St. 0
Eastern 1, Stevens 1 (2 OT)
York (PA) 3, Dickinson 1
Western New Eng. 2, JWU (Providence) 1 (OT)
Redlands 2, UC Santa Cruz 0
Salisbury 10, Old Westbury 0
Va. Wesleyan 3, Muhlenberg 2
Johns Hopkins 1, DeSales 0 (2 OT)
N.C. Wesleyan 4, Franklin & Marshall 3
Wheaton (IL) 3, Carroll (WI) 0

Second Round

Trinity (TX) 4, Principia 0
Wis.-Oshkosh 2, Whitworth 0
Transylvania* 0, John Carroll 0 (2 OT)
WashU 1, Dominican (IL) 0 (OT)
Messiah 4, Greensboro 0
Rochester (NY) 2, Hobart 0
New Jersey City 4, Hamilton 1
Montclair St. 2, Penn St.-Behrend 1
Williams 2, Keene St. 1
Middlebury 5, Wheaton (MA) 0
York (PA) 2, Eastern 1 (2 OT)
Amherst 3, Western New Eng. 2
Redlands 1, Emory 0
Va. Wesleyan* 0, Salisbury 0 (2 OT)
N.C. Wesleyan 2, Johns Hopkins 0
Loras 1, Wheaton (IL) 0 (OT)

Sectional Semifinals

Trinity (TX) 2, Wis.-Oshkosh 1
WashU 1, Transylvania 0
Messiah 6, Rochester (NY) 0
Montclair St. 3, New Jersey City 2 (OT)
Middlebury 3, Williams 0
York (PA)* 0, Amherst 0 (2 OT)
Redlands 3, Va. Wesleyan 1
Loras 2, N.C. Wesleyan 1

Sectional Finals

Trinity (TX) 2, WashU 1
Messiah 1, Montclair St. 0
Middlebury 2, York (PA) 0
Loras 3, Redlands 1

Semifinals

Trinity (TX) 1, Messiah 0
Middlebury* 0, Loras 0 (2 OT)

Championship

Middlebury* 0, Trinity (TX) 0 (2 OT)

**Advanced on penalty kicks*

***Declared champion on basis of penalty kicks*

2008

First Round

Westminster (PA) 2, Hunter 0
Rochester (NY) 2, Castleton 0
Messiah 2, Medaille 1
N.C. Wesleyan 4, Va. Wesleyan 3 (OT)
Stockton 8, St. Joseph's (L.I.) 0
Chris. Newport 3, Drew 1
Augsburg* 1, Whitworth 1 (2 OT)

ALL-TIME RESULTS

1974

First Round

Westfield St. 10, Coast Guard 1
Framingham St. 2, Plymouth St. 1 (OT)
Brockport 3, #Binghamton 2 (4 OT)
TCNJ 2, NJIT 1 (OT)
Swarthmore 2, Lynchburg 1
Lock Haven 1, Eckerd 0
Mount Union 5, Denison 2
MacMurray 2, Wheaton (IL) 1 (OT)

Quarterfinals

Westfield St. 3, Framingham St. 0
Brockport 1, TCNJ 0
Swarthmore 1, Lock Haven 0
MacMurray 2, Mount Union 1

Semifinals

Brockport 6, Westfield St. 0
Swarthmore 1, MacMurray 0 (OT)

Third Place

Westfield St. 3, MacMurray 1

Championship

Brockport 3, Swarthmore 1

#Binghamton's participation in 1974 tournament vacated

1975

First Round

Babson 2, Westfield St. 0
Plymouth St. 2, MCLA 1
Ohio Wesleyan 6, Wheaton (IL) 1
MacMurray 2, Lake Forest 1
Elizabethtown 2, Lynchburg 1
Johns Hopkins 2, Lock Haven 0
Binghamton 4, Albany (NY) 3
Brockport 3, NJIT 1

Quarterfinals

Babson 2, Plymouth St. 1 (OT)
Ohio Wesleyan 1, MacMurray 0
Johns Hopkins 2, Elizabethtown 1 (OT)
Brockport 2, Binghamton 1

Semifinals

Babson 5, Ohio Wesleyan 0
Brockport 2, Johns Hopkins 1 (OT)

Third Place

Ohio Wesleyan 1, Johns Hopkins 0

Championship

Babson 1, Brockport 0

1976

First Round

WPI 4, Westfield St. 3 (PK)
Brandeis 2, UMass Dartmouth 0
Grove City 2, Lynchburg 0
Elizabethtown 1, Haverford 0
Wheaton (IL) 2, Ohio Wesleyan 1 (OT)
MacMurray 2, Wooster 1
Brockport 1, St. Lawrence 0
SUNY Cortland 3, Drew 2

Quarterfinals

Brandeis 6, WPI 5 (OT)
Elizabethtown 3, Grove City 1
MacMurray 2, Wheaton (IL) 1 (OT)
Brockport 3, SUNY Cortland 2

Semifinals

Brandeis 3, Elizabethtown 2 (2 OT)
Brockport 1, MacMurray 0

Third Place

Elizabethtown 2, MacMurray 1

Championship

Brandeis 2, Brockport 1 (2 OT)

1977

First Round

Babson 2, UMass Dartmouth 1
MCLA 3, Plymouth St. 0
NJIT 1, Brockport 0
SUNY Cortland 4, TCNJ 1
Wooster 3, DePauw 0
Wheaton (IL) 3, MacMurray 1
Scranton 1, Elizabethtown 0 (4 OT, PK)
Lock Haven 4, Haverford 1

Quarterfinals

Babson 1, MCLA 0
SUNY Cortland 4, NJIT 1
Wooster 4, Wheaton (IL) 1
Lock Haven 3, Scranton 0

Semifinals

SUNY Cortland 1, Babson 0 (PK)
Lock Haven 3, Wooster 1

Third Place

Babson 1, Wooster 0

Championship

Lock Haven 1, SUNY Cortland 0

1978

First Round

MCLA 2, Brandeis 1
Babson 2, Plymouth St. 0
Ohio Wesleyan 3, Wheaton (IL) 2
WashU 2, Denison 1 (3 OT)
SUNY Cortland 2, Albany (NY) 1
Union (NY) 4, Rowan 0
Lock Haven 2, Lynchburg 0
Scranton 3, Elizabethtown 2

Quarterfinals

MCLA 1, Babson 0 (PK)
WashU 1, Ohio Wesleyan 0
SUNY Cortland 2, Union (NY) 0
Lock Haven 3, Scranton 2 (2 OT)

Semifinals

WashU 1, MCLA 0
Lock Haven 1, SUNY Cortland 0

Third Place

SUNY Cortland 2, MCLA 1 (OT)

Championship

Lock Haven 3, WashU 0

1979

First Round

Babson 2, MCLA 0
Brandeis 2, WPI 1 (OT)
Scranton 2, Averett 1
Lock Haven 3, Lynchburg 0
Denison 2, MacMurray 1
WashU 2, Ohio Wesleyan 0
Rowan 2, Wm. Paterson 1
SUNY Cortland 3, Ithaca 0

Quarterfinals

Babson 2, Brandeis 0
Lock Haven 1, Scranton 0 (3 OT)
WashU 2, Denison 0
Rowan 2, SUNY Cortland 0

Semifinals

Babson 1, Lock Haven 0 (4 OT)
Rowan 3, WashU 2 (2 OT)

Third Place

WashU 2, Lock Haven 0

Championship

Babson 2, Rowan 1

1980

First Round

Brandeis 2, Plymouth St. 0
Babson 1, Westfield St. 0 (2 OT)
Ithaca 2, Buffalo St. 0
Binghamton 4, Clarkson 3 (2 OT)
Calvin 4, DePauw 3
Ohio Wesleyan 2, Bethany (WV) 1
Scranton 2, Grove City 1 (2 OT)
Haverford 4, Elizabethtown 3 (OT)

Second Round

Babson 3, Brandeis 2 (2 OT)
Binghamton 1, Ithaca 0 (2 OT)
Rowan 1, Lynchburg 0
Averett 1, Kean 0
Calvin 1, Ohio Wesleyan 0
Scranton 3, Haverford 1
MacMurray 2, Lake Forest 1 (3 OT)
WashU 5, Pomona-Pitzer 0

Quarterfinals

Babson 2, Binghamton 1
Rowan 5, Averett 1
Scranton 1, Calvin 0
WashU 1, MacMurray 0

Semifinals

Babson 2, Rowan 1 (4 OT)
Scranton 4, WashU 1

Third Place

Rowan 1, WashU 0

Championship

Babson 1, Scranton 0 (OT)

1981

First Round

SUNY Cortland 5, Brooklyn 1
St. Lawrence 3, Plattsburgh St. 2 (OT)
UNC Greensboro 1, TCNJ 0
Rowan 1, Averett 0 (OT)
Brandeis 1, Babson 0
Salem St. 1, Coast Guard 0
Scranton 4, Elizabethtown 1
Franklin & Marshall 1, Frostburg St. 0
Wheaton (IL) 1, Colorado Col. 0
WashU 1, MacMurray 0
Ohio Wesleyan 4, Calvin 2
Bethany (WV) 4, Denison 2

Second Round

SUNY Cortland 4, St. Lawrence 1
Rowan 3, UNC Greensboro 0
Brandeis 2, Salem St. 0
Scranton 2, Franklin & Marshall 1 (OT)
Wheaton (IL) 2, WashU 1 (4 OT, PK)
Ohio Wesleyan 3, Bethany (WV) 2

Third Round

Rowan 1, SUNY Cortland 0 (OT)
Scranton 1, Wheaton (IL) 0

Semifinals

Rowan 1, Brandeis 0
Scranton 2, Ohio Wesleyan 1 (OT)

Third Place

Brandeis 4, Ohio Wesleyan 2

Championship

Rowan 2, Scranton 1 (4 OT)

1982

First Round

Plymouth St. 3, Worcester St. 1

Loras 2, Greenville 0
 Dominican (IL) 3, Rose-Hulman 1
 Ohio Northern 4, Wheaton (IL) 1
 Carroll (WI) 3, Wittenberg 2
 Hobart 2, Cabrini 0
 SUNY Cortland 1, Misericordia 0
 Wis.-Platteville 1, Wartburg 0
 Middlebury* 0, Framingham St. 0 (2 OT)
 Norwich 1, Clark (MA) 0
 Johns Hopkins 1, Ithaca 0 (OT)
 Rhode Island Col.* 0, Babson 0 (2 OT)
 Stevens 1, Rensselaer 0
 Texas-Tyler 4, Dallas 0
 Ohio Wesleyan 1, Susquehanna 0 (2 OT)
 Carnegie Mellon 3, Calvin 0
 Amherst* 0, Western New Eng. 0 (2 OT)
 St. Lawrence 3, MIT 2
 Swarthmore 2, Rutgers-Camden 0
 Dickinson 1, Salisbury 0

Second Round

Montclair St. 1, Westminster (PA) 0
 Messiah 1, Rochester (NY) 0
 Emory* 1, N.C. Wesleyan 1 (2 OT)
 Chris. Newport 3, Stockton 0
 Augsburg 1, Redlands 0
 Loras 1, Dominican (IL) 0
 Ohio Northern 2, Carroll (WI) 1 (2 OT)
 Hobart 1, SUNY Cortland 0
 Carleton 1, Wis.-Platteville 0
 Middlebury 1, Norwich 0
 Johns Hopkins* 0, York (PA) 0 (2 OT)
 Stevens 2, Rhode Island Col. 0
 Trinity (TX) 2, Texas-Tyler 0
 Ohio Wesleyan 3, Carnegie Mellon 0
 Amherst 1, St. Lawrence 0
 Swarthmore 1, Dickinson 0

Sectional Semifinals

Messiah 1, Montclair St. 0 (2 OT)
 Chris. Newport 2, Emory 0
 Loras 2, Augsburg 1 (2 OT)
 Ohio Northern 2, Hobart 1
 Middlebury 1, Carleton 0
 Stevens* 0, Johns Hopkins 0 (2 OT)
 Trinity (TX) 2, Ohio Wesleyan 1
 Amherst 1, Swarthmore 0

Sectional Finals

Messiah 2, Chris. Newport 1 (2 OT)
 Loras 4, Ohio Northern 1
 Stevens* 1, Middlebury 1 (2 OT)
 Amherst 1, Trinity (TX) 0

Semifinals

Messiah 3, Loras 0
 Stevens 4, Amherst 1

Championship

Messiah**1, Stevens 1 (2 OT)

**Advanced on penalty kicks*

***Declared champion on basis of penalty kicks*

2009

First Round

Brockport* 1, Ohio Northern 1 (2 OT)
 Johns Hopkins 2, Misericordia 0
 Salisbury 4, Va. Wesleyan 1
 Wesleyan (CT) 2, St. Joseph's (ME) 0
 Western New Eng. 1, Babson 0
 Plattsburgh St.* 0, Bowdoin 0 (2 OT)
 York (PA) 6, Cazenovia 0
 Amherst 4, Salem St. 0
 Rensselaer 1, East Conn. St. 0
 Williams 3, Husson 0
 Chris. Newport 4, Cabrini 0
 Lynchburg 3, Catholic 0
 Stevens 2, York (NY) 0
 Loras 3, Webster 1
 Macalester 2, Grinnell 0

Dominican (IL) 2, Elmhurst 1
 Wis.-Whitewater 1, St. Olaf 0
 Claremont-M-S 2, UC Santa Cruz 1
 Whitworth 2, Chapman 0
 Hardin-Simmons 2, Mary Hardin-Baylor 0
 Transylvania 2, Capital 1
 Swarthmore 2, Merchant Marine 1
 Hobart 2, St. Joseph's (L.I.) 1
 Carnegie Mellon 4, Thomas More 2
 Medaille 3, Denison 0
 Calvin 2, Wheaton (IL) 1
 Wartburg 2, Chicago 1

Second Round

Messiah 3, Brockport 1
 Johns Hopkins* 0, Salisbury 0 (2 OT)
 Wesleyan* (CT) 1, Western New Eng. 1 (2 OT)
 Rochester (NY) 3, Plattsburgh St. 0
 York (PA) 2, Amherst 0
 Williams 1, Rensselaer 0
 Chris. Newport* 1, Lynchburg 1 (2 OT)
 Stevens 4, Montclair St. 0
 Loras 2, Macalester 0
 Dominican (IL) 1, Wis.-Whitewater 0
 Whitworth 2, Claremont-M-S 1
 Hardin-Simmons 2, Trinity (TX) 0
 Transylvania 1, Ohio Wesleyan 0
 Swarthmore 2, Hobart 1
 Carnegie Mellon 1, Medaille 0
 Calvin* 0, Wartburg 0 (2 OT)

Sectional Semifinals

Messiah 3, Johns Hopkins 2 (2 OT)
 Rochester (NY) 2, Wesleyan (CT) 1
 Williams* 1, York (PA) 1 (2 OT)
 Chris. Newport* 0, Stevens 0 (2 OT)
 Dominican (IL) 1, Loras 0
 Whitworth 1, Hardin-Simmons 0
 Transylvania* 1, Swarthmore 1 (2 OT)
 Calvin 2, Carnegie Mellon 1

Sectional Finals

Messiah 2, Rochester (NY) 1
 Williams* 1, Chris. Newport 1 (2 OT)
 Dominican (IL) 2, Whitworth 0
 Calvin* 1, Transylvania 1 (2 OT)

Semifinals

Messiah 2, Williams 1
 Calvin 1, Dominican (IL) 0

Championship

Messiah 2, Calvin 0

**Advanced on penalty kicks*

2010

First Round

Eastern Conn. St. 1, Nichols 0
 St. Lawrence 2, SUNY Poly 0
 Amherst 2, Plattsburgh St. 0
 Middlebury 2, Daniel Webster 1
 Wm. Paterson 2, Thomas (ME) 1
 Williams 8, Suffolk 0
 Babson 4, Salem St. 1
 Lynchburg 3, Transylvania 1
 Trinity (TX) 3, Pacific (OR) 1
 Texas-Tyler 1, Claremont-M-S 0
 Chris. Newport 3, Neumann 0
 Johns Hopkins 3, Stockton 2 (OT)
 Kenyon 1, York (PA) 0
 Ohio Wesleyan 2, Catholic 1
 Montclair St. 3, SUNY Maritime 0
 Swarthmore 2, DeSales 1
 Medaille 1, Rochester (NY) 0
 Brockport 3, NYU 2 (OT)
 Merchant Marine 2, Kean 0
 Stevens 3, Hunter 0
 Muhlenberg 2, Keene St. 0
 Loras 3, Greenville 1
 Wis.-Oshkosh 2, Carroll (WI) 1
 North Park 1, Hope 0

Wis.-Whitewater 2, Macalester 0
 Augsburg 1, St. Scholastica 0 (2 OT)
 Calvin 2, Ohio Northern 0
 Dominican (IL) 2, Thomas More 1 (2 OT)

Second Round

Bowdoin 2, Eastern Conn. St. 1
 Amherst 3, St. Lawrence 2
 Middlebury 2, Wm. Paterson 1
 Babson 2, Williams 1 (2 OT)
 Lynchburg 2, Emory 1
 Trinity (TX)* 0, Texas-Tyler 0 (2 OT)
 Johns Hopkins 2, Chris. Newport 1 (2 OT)
 Ohio Wesleyan 2, Kenyon 0
 Messiah 2, Montclair St. 1
 Medaille* 0, Swarthmore 0 (2 OT)
 Merchant Marine 3, Brockport 2 (OT)
 Muhlenberg 2, Stevens 1 (2 OT)
 Loras* 1, WashU 1 (2 OT)
 Wis.-Oshkosh 2, North Park 0
 Wis.-Whitewater 3, Augsburg 0
 Calvin* 1, Dominican (IL) 1 (2 OT)

Sectional Semifinals

Bowdoin* 1, Amherst 1 (2 OT)
 Middlebury 1, Babson 0
 Lynchburg 2, Trinity (TX) 0
 Ohio Wesleyan 1, Johns Hopkins 0
 Messiah 2, Medaille 0
 Merchant Marine 1, Muhlenberg 0
 Wis.-Oshkosh 2, Loras 0
 Calvin* 1, Wis.-Whitewater 1 (2 OT)

Sectional Finals

Bowdoin 2, Middlebury 1 (OT)
 Lynchburg 2, Ohio Wesleyan 0
 Messiah 3, Merchant Marine 0
 Wis.-Oshkosh 1, Calvin 0

Semifinals

Lynchburg 2, Bowdoin 1 (OT)
 Messiah 4, Wis.-Oshkosh 1

Championship

Messiah 2, Lynchburg 1 (OT)

**Advanced on penalty kicks*

2011

First Round

[Neumann* 0, Salisbury 0 \(5-4 PK\)](#)
[Montclair St. 5, Framingham St. 0](#)
[Dickinson 2, Vassar 1](#)
[Amherst 4, Husson 0](#)
[Eastern Conn. St. 2, Springfield 0](#)
[Stevens 3, Lehman 0](#)
[Brockport 1, Manhattanville 0](#)
[WashU 2, Wis.-Whitewater 1](#)
[Ohio Northern 2, Rose-Hulman 0](#)
[CWRU 3, DePauw 0](#)
[St. Olaf 3, Carroll \(WI\) 1](#)
[Luther 4, North Park 0](#)
[Dominican \(IL\) 4, Greenville 0](#)
[Hope 2, Thomas More 1](#)
[Randolph 2, Chris. Newport 1](#)
[DeSales 1, York \(PA\) 0](#)
[Texas-Tyler 3, Oglethorpe 0](#)
[Loras 2, Minn.-Morris 0](#)
[Calvin 1, Carthage 0](#)
[Redlands 4, Pacific Lutheran 1](#)
[Claremont-M-S 1, Chapman 0](#)
[St. Lawrence 4, SUNY Maritime 0](#)
[Western New Eng. 1, SUNY Poly 0](#)
[Penn St.-Behrend 1, Hobart 0](#)
[SUNY Oneonta 2, Baldwin Wallace 1](#)
[Babson 5, Lesley 1](#)
[Trinity \(CT\) 1, St. Joseph's \(ME\) 0](#)
[Rutgers-Camden 4, Merchant Marine 2](#)
[Wesleyan \(CT\) 1, Misericordia 0](#)

Second Round

[Neumann 1, Messiah 0 \(OT\)](#)
[Montclair St. 2, Dickinson 1 \(2 OT\)](#)

[Amherst 4, Eastern Conn. St. 2](#)
[Stevens* 0, Brockport 0 \(4-2 PK\)](#)
[Ohio Wesleyan 1, WashU 0](#)
[Ohio Northern 2, CWRU 0](#)
[Luther 1, St. Olaf 0](#)
[Hope 2, Dominican \(IL\) 1](#)
[Randolph 3, DeSales 2](#)
[Texas-Tyler 2, Trinity \(TX\) 0](#)
[Calvin 4, Loras 0](#)

[Redlands 3, Claremont-M-S 0](#)
[St. Lawrence 3, Western New Eng. 2 \(OT\)](#)
[SUNY Oneonta 4, Penn St.-Behrend 0](#)
[Babson* 1, Trinity \(CT\) 1 \(3-0 PK\)](#)
[Rutgers-Camden 2, Wesleyan \(CT\) 1](#)

Third Round

[Montclair St. 2, Neumann 1](#)
[Stevens 2, Amherst 1](#)
[Ohio Wesleyan 3, Ohio Northern 2](#)
[Hope* 1, Luther 1 \(6-5 PK\)](#)
[Texas-Tyler 2, Randolph 1 \(OT\)](#)
[Calvin* 1, Redlands 1 \(4-3 PK\)](#)
[SUNY Oneonta 2, St. Lawrence 1 \(2 OT\)](#)
[Rutgers-Camden 1, Babson 0](#)

Quarterfinals

[Montclair St. 1, Stevens 0](#)
[Ohio Wesleyan 2, Hope 1](#)
[Calvin 3, Texas-Tyler 2 \(2 OT\)](#)
[SUNY Oneonta 2, Rutgers-Camden 1 \(2 OT\)](#)

Semifinals

[Ohio Wesleyan 4, Montclair St. 0](#)
[Calvin 4, SUNY Oneonta 2](#)

Championship

[Ohio Wesleyan 2, Calvin 1](#)

**Advanced on penalty kicks*

2012

First Round

[Emory 4, Roanoke 1](#)
[York \(PA\) 1, St. Joseph's \(L.I.\) 0](#)
[Rutgers-Camden 2, Medaille 0](#)
[Stevens 2, Methodist 0](#)
[Haverford* 2, Wesleyan \(CT\) 2 \(4-2 PK\)](#)
[Scranton 6, Elms 0](#)
[Colorado Col. 3, Babson 1](#)
[Loras 1, St. Scholastica 0](#)
[North Park 4, WashU 1](#)
[Carroll \(WI\) 1, Carleton 0](#)
[Wis.-Platteville* 0, Gust. Adolphus 0 \(3-2 PK\)](#)
[Wheaton \(IL\) 3, Transylvania 0](#)
[Centre 2, Ohio Wesleyan 1 \(2 OT\)](#)
[Dominican \(IL\) 3, Webster 1](#)
[DePauw 3, Calvin 0](#)
[Dickinson 4, Westfield St. 0](#)
[Swarthmore 3, Albertus Magnus 0](#)
[Rensselaer 2, Chris. Newport 0](#)
[Brandeis 2, Baruch 0](#)
[Vassar 1, Tufts 0 \(2 OT\)](#)
[Williams 2, Thomas \(ME\) 1](#)
[St. Lawrence 2, Eastern Conn. St. 1 \(2 OT\)](#)
[Trinity \(TX\) 3, Claremont-M-S 1](#)
[Mississippi Col. 1, Whitworth 0](#)
[Montclair St. 2, Salve Regina 1](#)
[SUNY Oneonta 4, MIT 2](#)
[Susquehanna* 1, Cabrini 1 \(6-5 PK\)](#)
[Rochester \(NY\)* 1, Misericordia 1 \(5-4 PK\)](#)
[Carnegie Mellon 3, Morrisville St. 0](#)
[Ohio Northern 1, Thomas More 0](#)

Second Round

[Messiah 3, Emory 0](#)
[York \(PA\)* 0, Rutgers-Camden 0 \(4-2 PK\)](#)
[Stevens 3, Haverford 0](#)
[Scranton 2, Colorado Col. 1 \(OT\)](#)
[Loras 1, North Park 0](#)
[Wis.-Platteville 2, Carroll \(WI\) 1](#)
[Wheaton \(IL\) 2, Centre 0](#)
[Dominican \(IL\) 2, DePauw 1 \(OT\)](#)

[Amherst 4, Dickinson 0](#)
[Swarthmore 3, Rensselaer 0](#)
[Brandeis 1, Vassar 0](#)
[Williams 2, St. Lawrence 1 \(OT\)](#)
[Trinity \(TX\)* 0, Mississippi Col. 0 \(4-1 PK\)](#)
[Montclair St.* 2, SUNY Oneonta 2 \(4-3 PK\)](#)
[Susquehanna 1, Rochester \(NY\) 0](#)
[Ohio Northern 3, Carnegie Mellon 1](#)

Third Round

[Messiah* 2, York \(PA\) 2 \(4-2 PK\)](#)
[Scranton 1, Stevens 0](#)
[Loras 2, Wis.-Platteville 1](#)
[Wheaton \(IL\) 1, Dominican \(IL\) 0](#)
[Amherst 2, Swarthmore 1](#)
[Williams 1, Brandeis 0](#)
[Montclair St. 2, Trinity \(TX\) 1](#)
[Ohio Northern 4, Susquehanna 1](#)

Sectionals

[Messiah 3, Scranton 0](#)
[Loras 2, Wheaton \(IL\) 1](#)
[Williams* 0, Amherst 0 \(4-3 PK\)](#)
[Ohio Northern 2, Montclair St. 1](#)

Semifinals

[Messiah 1, Loras 0 \(OT\)](#)
[Ohio Northern 3, Williams 2](#)

Championship

[Messiah 5, Ohio Northern 1](#)

**Advanced on penalty kicks*

2013

First Round

[Lycoming 1, King's \(PA\) 0](#)
[Stevens 2, Baruch 0](#)
[York \(PA\) 1, Mt. St. Mary \(NY\) 0 \(OT\)](#)
[Carnegie Mellon 3, Va. Wesleyan 1](#)
[Montclair St.* 1, Misericordia 1 \(4-2 PK\)](#)
[Rochester \(NY\) 2, SUNY Poly 0](#)
[Oberlin 2, SUNY Oneonta 0](#)
[Luther 3, Lake Forest 0](#)
[Gust. Adolphus 2, St. Scholastica 1 \(OT\)](#)
[Westminster \(MO\) 1, Carleton 0](#)
[Trinity \(TX\) 2, Cal Lutheran 0](#)
[Puget Sound 2, Hardin-Simmons 1 \(OT\)](#)
[Wartburg 4, Dominican \(IL\) 0](#)
[Hope 2, Wis.-Oshkosh 1](#)
[Rose-Hulman* 0, Penn St.-Behrend 0 \(9-8 PK\)](#)
[Dickinson 2, Susquehanna 0](#)
[Franklin & Marshall 1, Catholic 0](#)
[Wheaton \(IL\) 2, Thomas More 1](#)
[Kenyon 2, Ohio Northern 0](#)
[Salisbury 4, Greensboro 0](#)
[Messiah 9, Centenary \(NJ\) 1](#)
[Brandeis 3, JWU \(Providence\) 0](#)
[Roger Williams 3, Rutgers-Newark 1](#)
[Williams 4, Elms 0](#)
[Western New Eng. 2, MIT 0](#)
[St. Lawrence 5, Thomas \(ME\) 1](#)
[Wheaton \(MA\) 2, Plattsburgh St. 0](#)
[Amherst 3, Bridgewater St. 0](#)
[Gordon 1, Eastern Conn. St. 0](#)

Second Round

[Rutgers-Camden 4, Lycoming 0](#)
[York \(PA\) 2, Stevens 1 \(OT\)](#)
[Montclair St. 1, Carnegie Mellon 0](#)
[Rochester \(NY\) 3, Oberlin 0](#)
[Loras* 1, Luther 1 \(5-3 PK\)](#)
[Westminster \(MO\) 1, Gust. Adolphus 0](#)
[Trinity \(TX\) 4, Puget Sound 0](#)
[Wartburg 2, Hope 1 \(OT\)](#)
[Rose-Hulman 1, Ohio Wesleyan 0](#)
[Franklin & Marshall 3, Dickinson 0](#)
[Kenyon 2, Wheaton \(IL\) 1](#)
[Messiah 3, Salisbury 0](#)
[Brandeis 1, Roger Williams 0](#)
[Williams 4, Western New Eng. 1](#)
[St. Lawrence 8, Wheaton \(MA\) 0](#)

[Amherst 5, Gordon 0](#)

Sectional Semifinals

[Rutgers-Camden 3, York \(PA\) 1](#)
[Montclair St. 1, Rochester \(NY\) 0](#)
[Loras 2, Westminster \(MO\) 0](#)
[Trinity \(TX\) 2, Wartburg 1 \(2 OT\)](#)
[Franklin & Marshall 3, Rose-Hulman 0](#)
[Messiah 2, Kenyon 1](#)
[Williams 2, Brandeis 0](#)
[Amherst 2, St. Lawrence 1 \(2 OT\)](#)

Sectional Finals

[Rutgers-Camden 2, Montclair St. 1](#)
[Loras 2, Trinity \(TX\) 1](#)
[Messiah 4, Franklin & Marshall 1](#)
[Williams 1, Amherst 0](#)

Semifinals

[Rutgers-Camden 3, Loras 2 \(OT\)](#)
[Messiah 4, Williams 0](#)

Championship

[Messiah 2, Rutgers-Camden 1 \(2 OT\)](#)

**Advanced on penalty kicks*

2014

First Round

[Nichols 1, UMass Boston 0](#)
[Franklin & Marshall 1, JWU \(Providence\) 0](#)
[Rochester \(NY\) 4, Salisbury 0](#)
[Brandeis 3, Husson 0](#)
[Bowdoin 3, Brockport 2](#)
[St. Lawrence 7, Purchase 1](#)
[Amherst 2, Fitchburg St. 0](#)
[Wis.-Whitewater 3, Carroll \(WI\) 1](#)
[Wartburg* 1, MSOE 1 \(5-4 PK\)](#)
[Chicago 3, St. Scholastica 1](#)
[Loras 2, Westminster \(MO\) 0](#)
[Gust. Adolphus 1, Dominican \(IL\) 0](#)
[Texas-Dallas 2, Pomona-Pitzer 0](#)
[Trinity \(TX\) 2, Hardin-Simmons 1](#)
[Morrisville St.* 1, King's \(PA\) 1 \(5-4 PK\)](#)
[SUNY Cortland 3, Neumann 0](#)
[Rutgers-Newark 2, Babson 0](#)
[Wheaton \(MA\) 5, Daniel Webster 0](#)
[Tufts 2, Dickinson 1](#)
[Muhlenberg 4, Baruch 0](#)
[Catholic 2, Coast Guard 0](#)
[Kenyon 3, Heidelberg 0](#)
[Thomas More 3, North Park 2 \(2 OT\)](#)
[Calvin* 0, Rose-Hulman 0 \(4-3 PK\)](#)
[Ohio Wesleyan 3, Penn St.-Behrend 2 \(OT\)](#)
[Berry 2, Emory 1 \(2 OT\)](#)
[Whitworth 1, Covenant 0](#)
[Chris. Newport 1, Lynchburg 0](#)
[Stevens 2, Montclair St. 0](#)

Second Round

[SUNY Oneonta 2, Nichols 0](#)
[Franklin & Marshall* 2, Rochester \(NY\) 2 \(4-2 PK\)](#)
[Brandeis 1, Bowdoin 0](#)
[Amherst* 1, St. Lawrence 1 \(3-2 PK\)](#)
[Wheaton \(IL\) 3, Wis.-Whitewater 0](#)
[Wartburg 2, Chicago 0](#)
[Loras 2, Gust. Adolphus 0](#)
[Trinity \(TX\) 1, Texas-Dallas 0](#)
[Messiah 1, Morrisville St. 0](#)
[SUNY Cortland 2, Rutgers-Newark 1](#)
[Tufts 2, Wheaton \(MA\) 0](#)
[Muhlenberg* 0, Catholic 0 \(5-3 PK\)](#)
[Kenyon* 0, Thomas More 0 \(3-0 PK\)](#)
[Ohio Wesleyan* 1, Calvin 1 \(4-2 PK\)](#)
[Whitworth 2, Berry 0](#)
[Chris. Newport 4, Stevens 2](#)

Sectional Semifinals

[SUNY Oneonta 2, Franklin & Marshall 1](#)
[Brandeis* 0, Amherst 0 \(6-5 PK\)](#)
[Wheaton \(IL\) 5, Wartburg 0](#)
[Trinity \(TX\) 2, Loras 1](#)

[Messiah 6, SUNY Cortland 0](#)
[Tufts 2, Muhlenberg 0](#)
[Ohio Wesleyan 2, Kenyon 0](#)
[Chris. Newport 3, Whitworth 2](#)

Sectional Finals

[SUNY Oneonta 3, Brandeis 0](#)
[Wheaton \(IL\) 2, Trinity \(TX\) 1](#)
[Tufts 1, Messiah 0](#)
[Ohio Wesleyan* 2, Chris. Newport 2 \(4-2 PK\)](#)

Semifinals

[Wheaton \(IL\) 3, SUNY Oneonta 2 \(2 OT\)](#)
[Tufts 3, Ohio Wesleyan 0](#)

Championship

[Tufts 4, Wheaton \(IL\) 2](#)

**Advanced on penalty kicks*

2015

First Round

[Carthage 3, Ohio Northern 2](#)
[Wash. & Lee 3, Methodist 0](#)
[Morrisville St. 3, Cabrini 1](#)
[Calvin 1, Mount Aloysius 0](#)
[Macalester 1, St. Scholastica 0](#)
[Ohio Wesleyan 3, MSOE 1](#)
[St. Olaf 2, Wis.-Oshkosh 0](#)
[Wheaton \(IL\) 3, Lake Forest 2](#)
[Wis.-Whitewater 0*, Rose-Hulman 0 \(4-3 PK\)](#)
[Bowdoin 1, Plattsburgh St. 0](#)
[Brandeis 2, Thomas \(ME\) 1](#)
[Chicago 3, Thomas More 0](#)
[DePauw 1, Westminster \(OH\) 0](#)
[Dickinson 2, Rowan 1 \(OT\)](#)
[Franklin & Marshall 5, Babson 1](#)
[Gordon 2, Carnegie Mellon 1 \(2OT\)](#)
[Kenyon 1, Westminster \(PA\) 0](#)
[Lycoming 1, JWU \(Providence\) 0](#)
[MIT 5, Bridgewater St. 1](#)
[WashU 4, Millsaps 2](#)
[Montclair St. 3, Daniel Webster 2](#)
[Rutgers-Camden 2, Eastern 1 \(2OT\)](#)
[SUNY Oneonta 7, CCNY 0](#)
[St. Lawrence 2, Sage Colleges 1](#)
[Rensselaer 2, Stevens 1](#)
[Trinity \(TX\) 3, Texas-Dallas 0](#)
[Tufts 2, Salisbury 1](#)
[Scranton 2, UMass Boston 0](#)
[Redlands 3, Whitworth 2](#)

Second Round

[Calvin 2, Ohio Wesleyan 1](#)
[St. Olaf 1, Macalester 0](#)
[Wheaton \(IL\) 1, Wis.-Whitewater 0](#)
[Amherst 2, Morrisville St. 0](#)
[MIT 1, Bowdoin 0 \(OT\)](#)
[Brandeis 2, Rensselaer 1](#)
[Kenyon 1*, Chicago 1 \(4-2 PK\)](#)
[DePauw 1*, WashU 1 \(8-7 PK\)](#)
[Franklin & Marshall 3, Gordon 1](#)
[Haverford 2, Wash. & Lee 1](#)
[Loras 3, Carthage 1](#)
[Lycoming 2, Dickinson 1](#)
[SUNY Oneonta 2, Rutgers-Camden 0](#)
[St. Lawrence 2, Scranton 0](#)
[Trinity \(TX\) 1, Redlands 0](#)
[Tufts 3, Montclair St. 2](#)

Sectional Semifinals

[Calvin 1, Franklin & Marshall 0](#)
[Loras 2, DePauw 1](#)
[Kenyon 3, Tufts 2](#)
[Wheaton \(IL\) 2, St. Olaf 1 \(OT\)](#)
[Amherst 2, Lycoming 0](#)
[SUNY Oneonta 2, MIT 0](#)
[Haverford 2, St. Lawrence 0](#)
[Trinity \(TX\) 2, Brandeis 0](#)

Sectional Finals

[Calvin 1, Kenyon 0](#)
[Amherst 1, Trinity \(TX\) 0 \(2OT\)](#)

[SUNY Oneonta 1, Haverford 0 \(OT\)](#)
[Loras 2, Wheaton \(IL\) 1 \(OT\)](#)

Semifinals

[Amherst 0*, SUNY Oneonta 0 \(4-3 PK\)](#)
[Loras 1, Calvin 0](#)

Championship

[Amherst 2, Loras 1](#)

**Advanced on penalty kicks*

2016

First Round

[Calvin 1, Ohio Northern 0](#)
[Carnegie Mellon 2, Ohio Wesleyan 1](#)
[Franklin & Marshall 1, Geneva 0](#)
[Wash. & Lee 1*, St. Lawrence 1 \(5-3 PK\)](#)
[Benedictine \(IL\) 2, Carthage 1 \(2OT\)](#)
[Brandeis 2, Western New Eng. 1 \(OT\)](#)
[Chapman 1, Texas-Dallas 0](#)
[Chris. Newport 5, Montclair St. 1](#)
[DePauw 3, Centre 2](#)
[Westminster \(MO\) 3, Dubuque 2](#)
[Elizabethtown 1, Vassar 0 \(OT\)](#)
[Haverford 5, Merchant Marine 1](#)
[Lynchburg 4, John Carroll 2](#)
[Kenyon 3, Maryville \(TN\) 0](#)
[Messiah 6, Centenary \(NJ\) 0](#)
[Scranton 2, Penn St.-Behrend 1](#)
[Eastern 2, Rochester \(NY\) 0](#)
[Rowan 4, Lehman 0](#)
[Rutgers-Newark 1, New England Col. 0](#)
[SUNY Cortland 5, Morrisville St. 1](#)
[SUNY Oneonta 1, St. John Fisher 0](#)
[St. Joseph's \(ME\)* 0, Babson 0 \(4-2 PK\)](#)
[Luther 2, St. Norbert 1 \(2OT\)](#)
[St. Thomas \(MN\) 2, St. Scholastica 1 \(2OT\)](#)
[Tufts 2, Springfield 0](#)
[UMass Boston 3, Kean 0](#)
[Redlands* 2, WashU 2 \(4-3 PK\)](#)
[Trinity \(TX\) 3, Whitworth 0](#)
[Wis.-Whitewater 2, Hanover 0](#)
[Daniel Webster 1, Worcester St. 0](#)

Second Round

[Calvin 1, Carnegie Mellon 0](#)
[Franklin & Marshall 2, Wash. & Lee 0](#)
[Amherst 3, Daniel Webster 0](#)
[Benedictine \(IL\) 2, Wis.-Whitewater 1](#)
[Brandeis 3, St. Joseph's \(ME\) 0](#)
[Trinity \(TX\) 2, Chapman 0](#)
[Chicago 4, Westminster \(MO\) 0](#)
[Kenyon 2, Lynchburg 1 \(OT\)](#)
[Messiah 2, Chris. Newport 0](#)
[Redlands 2, DePauw 1](#)
[Rutgers-Newark 2, Elizabethtown 0](#)
[SUNY Cortland 2, Scranton 1](#)
[SUNY Oneonta 2, Eastern 1 \(2OT\)](#)
[St. Thomas \(MN\) 2, Luther 0](#)
[Tufts 1, Rowan 0](#)
[UMass Boston* 1, Haverford 1 \(4-2 PK\)](#)

Sectional Semifinals

[Calvin 2, Messiah 1 \(2OT\)](#)
[Franklin & Marshall 1, SUNY Cortland 0 \(OT\)](#)
[Brandeis* 1, Amherst 1 \(3-1 PK\)](#)
[Redlands 3, Chicago 2](#)
[Kenyon 4, Trinity \(TX\) 0](#)
[Rutgers-Newark 3, SUNY Oneonta 1](#)
[St. Thomas \(MN\) 2, Benedictine \(IL\) 1 \(2OT\)](#)
[Tufts 1, UMass Boston 0](#)

Sectional Finals

[Calvin 4, Franklin & Marshall 1](#)
[Brandeis 4, Rutgers-Newark 2](#)
[St. Thomas \(MN\) 3, Redlands 2 \(OT\)](#)
[Tufts 1, Kenyon 0 \(2OT\)](#)

Semifinals

[Calvin 1, Brandeis 0](#)
[Tufts 2, St. Thomas \(MN\) 1](#)

Championship

[Tufts 1, Calvin 0 \(2OT\)](#)

**Advanced on penalty kicks*

2017

First Round

[Calvin 4, Thomas More 0](#)
[John Carroll 3, Ohio Wesleyan 1](#)
[Amherst 2, Salem St. 1](#)
[Rutgers-Newark 0*, Bowdoin 0 \(2OT\)](#)
[Brandeis 3, Western Conn. St. 0](#)
[Capital 2, Dominican \(IL\) 1 \(2OT\)](#)
[Chicago 6, Lake Forest 2](#)
[Emory 3, Dickinson 1](#)
[Drew 3, Franklin & Marshall 2](#)
[Springfield 1, Endicott 0](#)
[Hobart 2, Buffalo St. 0](#)
[Johns Hopkins 2, DeSales 0](#)
[Kenyon 1, Transylvania 0](#)
[Loras 4, Cal Lutheran 2](#)
[Lycoming 2, Lehman 0](#)
[Mary Hardin-Baylor 1, Willamette 0](#)
[Messiah 1, Castleton 0](#)
[Stevens 1, Middlebury 0](#)
[Oglethorpe 5, N.C. Wesleyan 2](#)
[Otterbein 2, Medaille 0](#)
[Lynchburg 3, Penn St.-Abington 0](#)
[Rochester \(NY\) 2, Connecticut Col. 1 \(OT\)](#)
[Cabrini 1, Rowan 0 \(OT\)](#)
[SUNY Cortland 3, Mt. St. Mary \(NY\) 0](#)
[St. Joseph's \(ME\) 2, Mitchell 1](#)
[St. Thomas \(MN\) 4, Wis.-Superior 3](#)
[Trinity \(TX\) 5, Texas-Tyler 1](#)
[SUNY Oneonta 0*, WPI 0 \(2OT\)](#)
[Wash. & Lee 2, Mary Washington 0](#)
[Wis.-Platteville 5, Westminster \(MO\) 0](#)

Second Round

[Calvin 2, John Carroll 0](#)
[Amherst 1*, Springfield 1 \(2OT\)](#)
[Brandeis 1, Rutgers-Newark 0](#)
[Chicago 2, Capital 0](#)
[Drew 1, Lycoming 0](#)
[Johns Hopkins 2, Cabrini 0](#)
[Emory 1, Lynchburg 0](#)
[Mary Hardin-Baylor 3, Trinity \(TX\) 2](#)
[Messiah 1, Hobart 0](#)
[North Park 6, Wis.-Platteville 1](#)
[Otterbein 3, Kenyon 2](#)
[Rochester \(NY\) 2, SUNY Oneonta 1](#)
[Stevens 2, SUNY Cortland 1](#)
[St. Thomas \(MN\) 1, Loras 0](#)
[Tufts 0*, St. Joseph's \(ME\) 0 \(2OT\)](#)
[Wash. & Lee 3*, Oglethorpe 3 \(2OT\)](#)

Sectional Semifinals

[Chicago 2, Calvin 0](#)
[Emory 2, Mary Hardin-Baylor 1](#)
[Brandeis 1, Drew 0](#)
[Messiah 3, Stevens 2](#)
[North Park 3, Wash. & Lee 0](#)
[Rochester \(NY\) 2, Amherst 1](#)
[St. Thomas \(MN\) 3, Otterbein 0](#)
[Tufts 0*, Johns Hopkins 0 \(2OT\)](#)

Sectional Finals

[Chicago 1*, Emory 1 \(2OT\)](#)
[Brandeis 1, Tufts 0 \(2OT\)](#)
[Messiah 2, Rochester \(NY\) 0](#)
[North Park 1, St. Thomas \(MN\) 0](#)

Semifinals

[Messiah 3, Brandeis 2 \(2OT\)](#)
[North Park 0*, Chicago 0 \(2OT\)](#)

Championship

[Messiah 2, North Park 1](#)

2018

First Round

[Wis.-Platteville 4, Carthage 1](#)
[Calvin 4, Greenville 0](#)
[Brockport 2, St. Lawrence 1](#)
[Luther 1, Knox 0](#)
[St. Joseph's \(ME\) 2, Middlebury 1](#)
[Rochester \(NY\) 2, Mt. St. Mary \(NY\) 0](#)
[Mary Hardin-Baylor 2, Southwestern \(TX\) 0](#)
[John Carroll 4, Penn St.-Abington 0](#)
[Dominican \(IL\) 2, Gust. Adolphus 0](#)
[Penn St.-Behrend 1, Lycoming 0](#)
[Amherst 1, Bridgewater St. 0](#)
[Trinity \(TX\) 3, Chapman 0](#)
[Montclair St. 1*, Colby 1 \(2OT\)](#)
[NYU 1*, Haverford 1 \(2OT\)](#)
[Elizabethtown 2, Williams 1](#)
[Messiah 5, Baruch 0](#)
[CWRU 3, Keystone 1](#)
[Capital 4, Westminster \(PA\) 1](#)
[Kenyon 3, Maryville \(TN\) 0](#)
[SUNY Cortland 3, Newbury 1](#)
[Connecticut Col. 4, Thomas \(ME\) 0](#)
[Franklin & Marshall 2, Western Conn. St. 1](#)
[Johns Hopkins 0*, Wash. & Lee 0 \(2OT\)](#)
[Ramapo 2, Springfield 0](#)
[St. Thomas \(MN\) 1, Pacific Lutheran 0](#)
[Stevens 0*, Gordon 0 \(2OT\)](#)
[Wis.-Superior 2, Augsburg 1](#)
[Eastern 1*, Mary Washington 1 \(2OT\)](#)
[Carleton 1, Transylvania 0](#)
[Carnegie Mellon 0*, Centre 0 \(2OT\)](#)

Second Round

[Calvin 2, Wis.-Platteville 0](#)
[St. Thomas \(MN\) 5, Wis.-Superior 0](#)
[Kenyon 2, Carnegie Mellon 1](#)
[CWRU 3, Capital 0](#)
[Ramapo 1, Connecticut Col. 0](#)
[Penn St.-Behrend 1, John Carroll 0 \(2OT\)](#)
[Montclair St. 1*, NYU 1 \(2OT\)](#)
[Tufts 1, Stevens 0](#)
[Rochester \(NY\) 2, Brockport 0](#)
[SUNY Cortland 5, Elizabethtown 2](#)
[Messiah 2, Johns Hopkins 0](#)
[Amherst 4, St. Joseph's \(ME\) 2](#)
[Trinity \(TX\) 3, Mary Hardin-Baylor 0](#)
[Chicago 2, Carleton 1](#)
[Luther 3, Dominican \(IL\) 2](#)
[Eastern 1, Franklin & Marshall 0](#)

Sectional Semifinals

[CWRU 2*, Kenyon 2 \(2OT\)](#)
[Calvin 4, Penn St.-Behrend 1](#)
[Tufts 3, Amherst 0](#)
[Montclair St. 3, Ramapo 0](#)
[Messiah 3, SUNY Cortland 2](#)
[Luther 1, St. Thomas \(MN\) 0](#)
[Chicago 2, Trinity \(TX\) 0](#)
[Rochester \(NY\) 1, Eastern 0](#)

Sectional Finals

[Calvin 3, CWRU 1](#)
[Tufts 4, Montclair St. 0](#)
[Rochester \(NY\) 2, Messiah 1](#)
[Chicago 1, Luther 0 \(OT\)](#)

Semifinals

[Tufts 3, Rochester \(NY\) 1](#)
[Calvin 4, Chicago 1](#)

Championship

[Tufts 2, Calvin 1](#)

**Advanced on penalty kicks*

2019

First Round

[Calvin 1, Wis.-Whitewater 0](#)
[*St. Norbert 0, Ohio Northern 0 \(2OT\)](#)

[Chicago 4, Dominican \(IL\) 1](#)
[Ohio Wesleyan 2, Hope 0](#)
[Messiah 6, Framingham St. 1](#)
[Wash. & Lee 1, N.C. Wesleyan 0](#)
[Mary Washington 3, Keystone 0](#)
[Kenyon 5, Penn St.-Behrend 0](#)
[Chris. Newport 1, Eastern 0](#)
[Franklin & Marshall 1, Penn St. Harrisburg 0](#)
[Johns Hopkins 5, John Jay 0](#)
[Amherst 6, Thomas \(ME\) 1](#)
[Tufts 5, SUNY Maritime 1](#)
[Rensselaer 4, Eastern Nazarene 0](#)
[SUNY Oneonta 3, Babson 2 \(OT\)](#)
[Gettysburg 5, Oglethorpe 0](#)
[*Rowan 0, Salve Regina 0 \(2OT\)](#)
[Rochester \(NY\) 1, Hanover 0](#)
[John Carroll 2, Wash. & Jeff. 0](#)
[Middlebury 2, JWU \(Providence\) 0](#)
[Luther 5, Principia 1](#)
[Claremont-M-S 2, Texas Lutheran 0](#)
[North Park 6, Pacific Lutheran 1](#)
[Connecticut Col. 2, Catholic 1](#)
[WPI 2, Nazareth 0](#)
[*Swarthmore 2, Roanoke 2 \(2OT\)](#)
[Montclair St. 2, Hobart 0](#)
[Ithaca 2, Keene St. 1](#)
[Centre 1, Kalamazoo 0](#)
[Wis.-Superior 3, Central \(IA\) 2](#)
[Gust. Adolphus 3, Colorado Col. 2](#)
[Trinity \(TX\) 3, Texas-Dallas 1](#)

Second Round

[Calvin 3, St. Norbert 1](#)
[Ohio Wesleyan 3, Chicago 1](#)
[Kenyon 2, Rochester \(NY\) 1 \(OT\)](#)
[Rowan 3, Mary Washington 2 \(2OT\)](#)
[Wash. & Lee 3, Gettysburg 2](#)
[Messiah 4, SUNY Oneonta 1](#)
[Centre 3, John Carroll 1](#)
[Tufts 2, WPI 1](#)
[Amherst 2, Ithaca 0](#)
[*Swarthmore 0, Chris. Newport 0 \(2OT\)](#)
[*Rensselaer 0, Middlebury 0 \(2OT\)](#)
[Connecticut Col. 1, Johns Hopkins 0](#)
[*Montclair St. 0, Franklin & Marshall 0 \(2OT\)](#)
[Claremont-M-S 2, Trinity \(TX\) 0](#)
[*North Park 1, Gust. Adolphus 1 \(2OT\)](#)
[*Luther 1, Wis.-Superior 1 \(2OT\)](#)

Sectional Semifinals

[*Luther 0, Ohio Wesleyan 0 \(2OT\)](#)
[Calvin 1, North Park 0 \(2OT\)](#)
[Centre 4, Claremont-M-S 2](#)
[Amherst 2, Rowan 0](#)
[Connecticut Col. 1, Swarthmore 0 \(OT\)](#)
[Rensselaer 3, Messiah 2 \(OT\)](#)
[Montclair St. 2, Kenyon 1 \(2OT\)](#)
[Tufts 2, Wash. & Lee 1 \(OT\)](#)

Sectional Finals

[Calvin 3, Luther 0](#)
[Amherst 3, Rensselaer 1](#)
[Centre 3, Montclair St. 2 \(OT\)](#)
[Tufts 3, Connecticut Col. 1](#)

Semifinals

[Amherst 3, Centre 0](#)
[Tufts 4, Calvin 0](#)

Championship

[Tufts 2, Amherst 0](#)

**Advanced on penalty kicks*

2020

The championship was canceled due to the COVID-19 pandemic.

2021

First Round

[Tufts 5, New England Col. 1](#)

[Stevens 1, Swarthmore 0](#)
[Montclair St. 1, Gordon 0](#)
[Washington Col. 2, St. Lawrence 0](#)
[*Pacific Lutheran 1, Trinity \(TX\) 1 \(4-2 PK\)](#)
[Redlands 2, Concordia \(TX\) 0](#)
[*Connecticut Col. 0, Salem St. 0 \(3-2 PK\)](#)
[NYU 3, St. Joseph's \(ME\) 2 \(OT\)](#)
[Wash. & Lee 6, Baruch 1](#)
[Covenant 1, Denison 0](#)
[Rowan 2, CMSV 0](#)
[Chris. Newport 3, Eastern Conn. St. 0](#)
[Messiah 2, Mount Aloysius 0](#)
[Kenyon 4, Catholic 1](#)
[*Emory 1, Centre 1 \(4-3 PK\)](#)
[Hanover 2, Lynchburg 1 \(OT\)](#)
[WashU 1, Wis.-Superior 0](#)
[North Park 4, Carleton 2](#)
[St. Olaf 3, Dominican \(IL\) 0](#)
[Loras 2, North Central \(IL\) 1](#)
[UChicago 3, Webster 0](#)
[Otterbein 5, Trine 1](#)
[Ohio Wesleyan 1, Knox 0](#)
[Calvin 4, Rochester \(NY\) 0](#)
[Amherst 5, Rosemont 0](#)
[Babson 2, Cabrini 1](#)
[SUNY Cortland 6, Nazareth 1](#)
[Kean 3, Gettysburg 1](#)
[Franklin & Marshall 5, SUNY Poly 0](#)
[Middlebury 1, SUNY Oneonta 0](#)
[John Carroll 3, Bethany \(WV\) 1](#)
[Johns Hopkins 2, Penn St. Harrisburg 1](#)

Second Round

[*Tufts 0, Stevens 0 \(11-10 PK\)](#)
[Washington Col. 2, Montclair St. 0](#)
[Redlands 4, Pacific Lutheran 1](#)
[Connecticut Col. 3, NYU 0](#)
[Wash. & Lee 2, Covenant 1](#)
[Chris. Newport 1, Rowan 0](#)
[Messiah 2, Kenyon 1](#)
[Hanover 1, Emory 0](#)
[North Park 3, WashU 1](#)
[St. Olaf 4, Loras 0](#)
[UChicago 2, Otterbein 0](#)
[Calvin 1, Ohio Wesleyan 0](#)
[Amherst 3, Babson 0](#)
[SUNY Cortland 3, Kean 1](#)
[Middlebury 2, Franklin & Marshall 0](#)
[John Carroll 2, Johns Hopkins 1](#)

Sectional Semifinals

[Tufts 2, Washington Col. 1 \(OT\)](#)
[Connecticut Col. 1, Redlands 0](#)
[Wash. & Lee 3, Chris. Newport 2](#)
[Messiah 3, Hanover 1](#)
[North Park 1, St. Olaf 0](#)
[UChicago 1, Calvin 0](#)
[Amherst 4, SUNY Cortland 1](#)
[Middlebury 2, John Carroll 1](#)

Sectional Finals

[Connecticut Col. 5, Tufts 4](#)
[Wash. & Lee 3, Messiah 1](#)
[UChicago 2, North Park 0](#)
[Amherst 1, Middlebury 0](#)

Semifinals

[Connecticut Col. 2, Wash. & Lee 1 \(OT\)](#)
[Amherst 1, UChicago 0 \(2OT\)](#)

Championship

[*Connecticut Col. 1, Amherst 1 \(4-1 PK\)](#)

**Advanced on penalty kicks*

2022

First Round

[Kenyon 6, Greenville 1](#)
[Calvin 5, Carnegie Mellon 0](#)
[Bowdoin 3, Merchant Marine 1](#)
[*St. Lawrence 0, Roger Williams 0 \(4-3 PK\)](#)
[Mary Washington 1, Marymount \(VA\) 0](#)
[SUNY Oneonta 5, New England 0](#)
[Gust. Adolphus 2, Aurora 0](#)
[Stevens 3, Worcester St. 1](#)
[Messiah 4, Franciscan 1](#)
[Rowan 3, Middlebury 2](#)
[Wash. & Lee 5, Brevard 1](#)
[Kenyon 4, Calvin 0](#)
[Franklin & Marshall 2, Saint Joseph 0](#)
[*Ohio Northern 1, Mount Aloysius 1 \(5-4 PK\)](#)
[Chris. Newport 1, Rosemont 0](#)
[Amherst 2, Husson 0](#)
[Tufts 1, UMass Boston 0](#)
[*Vassar 1, Babson 1 \(3-1 PK\)](#)
[Ohio Wesleyan 2, Penn St. Harrisburg 1](#)
[Wis.-Eau Claire 3, Luther 1](#)
[North Park 3, Rose-Hulman 1](#)
[Cortland 5, Medaille 2](#)
[Muhlenberg 0 CWRU 0, \(5-4 PK\)](#)
[Catholic 2, Lynchburg 0](#)
[Williams 2, NYU 1](#)
[Johns Hopkins 3, Lehman 0](#)
[St. Thomas \(TX\) 2, Chapman 2](#)
[John Carroll 3, Scranton 0](#)
[UChicago 2, Birmingham-So. 1](#)
[North Central \(IL\) 3, Wis.-Superior 2](#)
[Willamette 3, Wis.-Platteville 1](#)
[Pacific Lutheran 4, Mary Hardin-Baylor 2](#)
[St. Olaf 8, Lake Forest 1](#)

Second Round

[Mary Washington 1, Ohio Wesleyan 0](#)
[*Bowdoin 1, Vassar 1 \(4-1 PK\)](#)
[SUNY Oneonta 2, Tufts 0](#)
[Amherst 4, St. Lawrence 2](#)
[Stevens 1 Rowan 1, \(4-3 PK\)](#)
[Wis. Eau Claire 1, Gust Adolphus 1](#)
[Catholic 2, Chris. Newport 0](#)
[Williams 0, Messiah 0 \(4-3 PK\)](#)
[*Cortland 3, Franklin & Marshall 3 \(7-6 PK\)](#)
[Wash & Lee 5, Muhlenberg 2](#)
[*Ohio Northern 0, North Park 0 \(4-3 PK\)](#)
[Johns Hopkins 3, John Carroll 0](#)
[St. Olaf 2, North Central \(IL\) 1](#)
[St. Thomas \(TX\) 2, Pacific Lutheran 0](#)
[UChicago 4, Willamette 1](#)

Sectional Semifinals

[Williams 1, Ohio Northern 0](#)
[*Mary Washington 2, Amherst 2 \(4-3 PK\)](#)
[Stevens 2, Cortland 1](#)
[UChicago 4, St. Thomas \(TX\) 1](#)
[Bowdoin 3, SUNY Oneonta 1](#)
[Kenyon 3, Wash & Lee 1](#)
[Johns Hopkins 2, Catholic 0](#)
[*Gust. Adolphus 2, St. Olaf 2 \(4-3 PK\)](#)

Sectional Finals

[Mary Washington 3, Bowdoin 2](#)
[Williams 1, Kenyon 0](#)
[UChicago 1, Gust. Adolphus 0](#)
[*Stevens 1, Johns Hopkins 1 \(5-4 PK\)](#)

Semifinals

[UChicago 1, Stevens 0 \(OT\)](#)
[Williams 1, Mary Washington 0](#)

Championship

[UChicago 2, Williams 0](#)

**Advanced on penalty kicks*


BRACKETS

1974 Division III Men's Championship Bracket



#Binghamton's participation in the 1974 tournament was vacated.
*Host institution.

1975 Division III Men's Championship Bracket



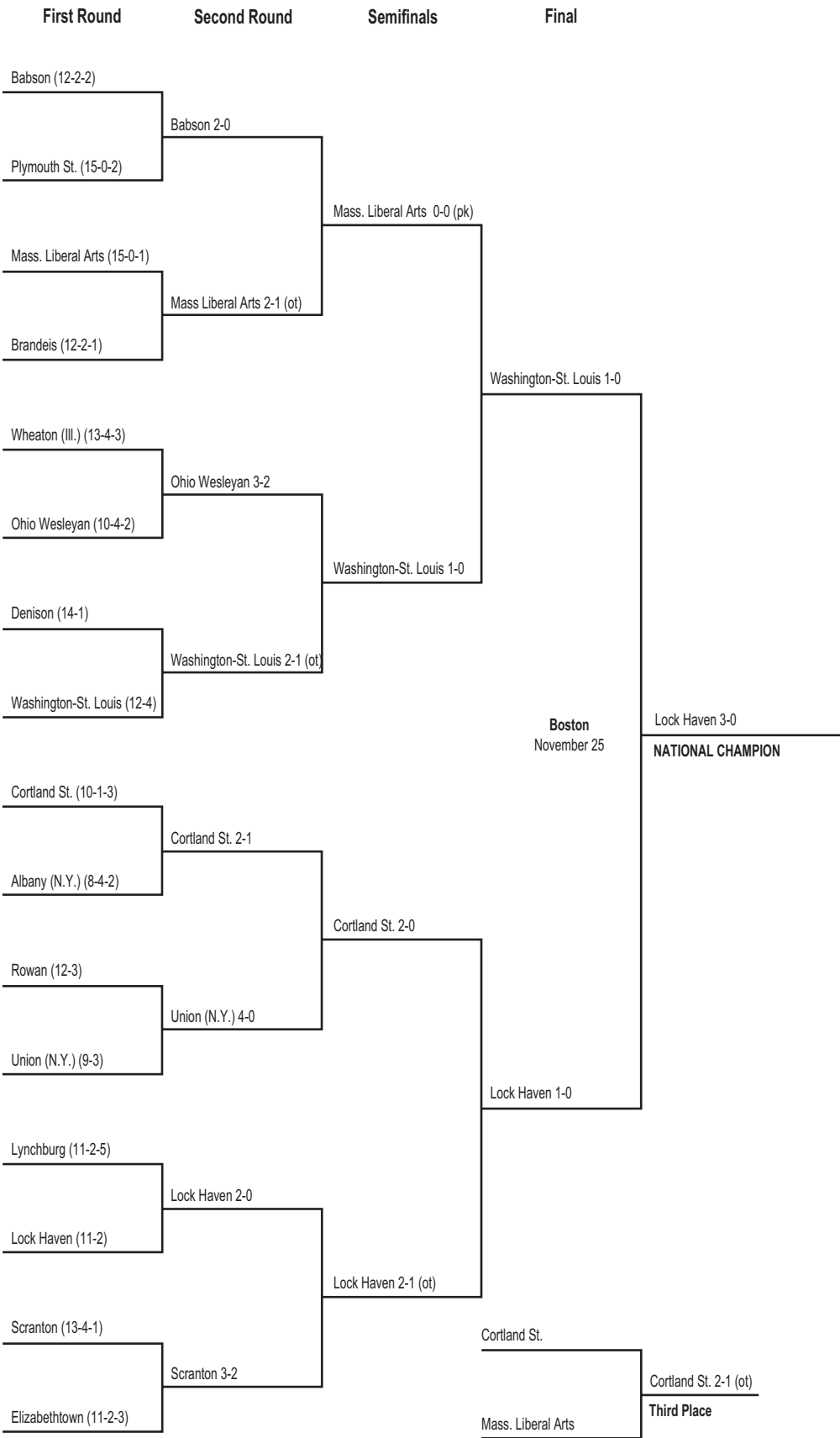
1976 Division III Men's Championship Bracket



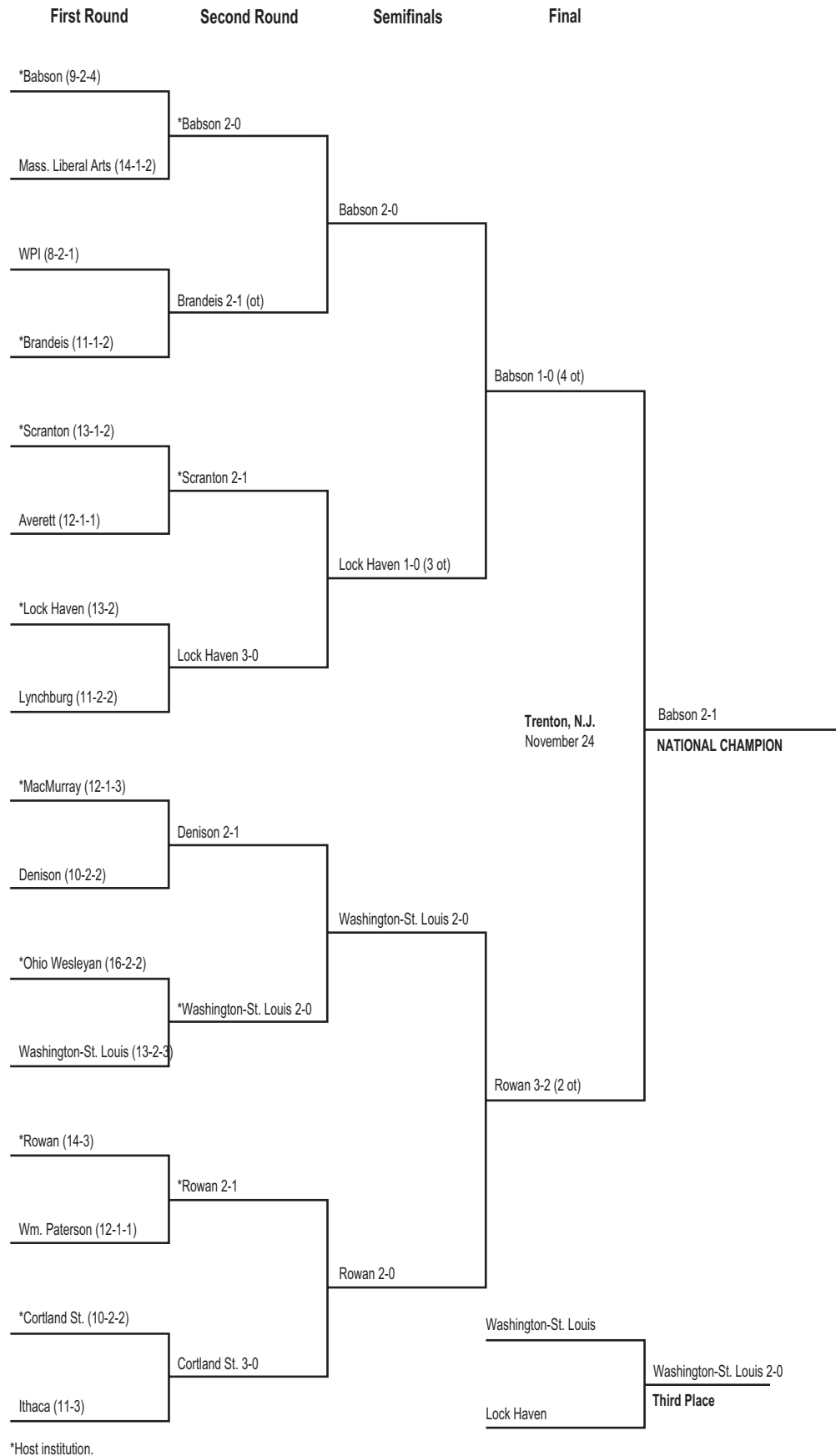
1977 Division III Men's Championship Bracket



1978 Division III Men's Championship Bracket



1979 Division III Men's Championship Bracket




1980 Division III Men's Championship Bracket



*Host institution.

1981 Division III Men's Championship Bracket



*Host institution.

1982 Division III Men's Championship Bracket

First and Second Rounds (Regionals)

Third Round

Semifinals

Final



*Host institution.



1984 Division III Men's Championship Bracket

First and Second Rounds (Regionals)

Third Round

Semifinals

Final



*Host institution.

1985 Division III Men's Championship Bracket

First and Second Rounds (Regionals)

Third Round

Semifinals

Final



*Host institution.

1986 Division III Men's Championship Bracket

First and Second Rounds (Regionals)

Third Round

Semifinals

Final



*Host institution.



1988 Division III Men's Championship Bracket

First and Second Rounds (Regionals)

Third Round

Semifinals

Final



*Host institution.

1989 Division III Men's Championship Bracket

First and Second Rounds (Regionals)

Third Round

Semifinals

Final




*Host institution.

1990 Division III Men's Championship Bracket




1991 Division III Men's Championship Bracket



*Host institution.

1992 Division III Men's Championship Bracket



*Host Institution.

1993 Division III Men's Championship Bracket



*Host institution.

1994 Division III Men's Championship Bracket



*Host institution.

1995 Division III Men's Championship Bracket




1996 Division III Men's Championship Bracket




*Host institution.

1997 Division III Men's Championship Bracket




*Host institution.

1998 Division III Men's Championship Bracket




*Host institution.

1999 Division III Men's Championship Bracket




*Host institution.

2000 Division III Men's Championship Bracket




*Host institution.

2001 Division III Men's Championship Bracket




2002 Division III Men's Championship Bracket



*Host institution.




2004 Division III Men's Championship Bracket



*Host institution.

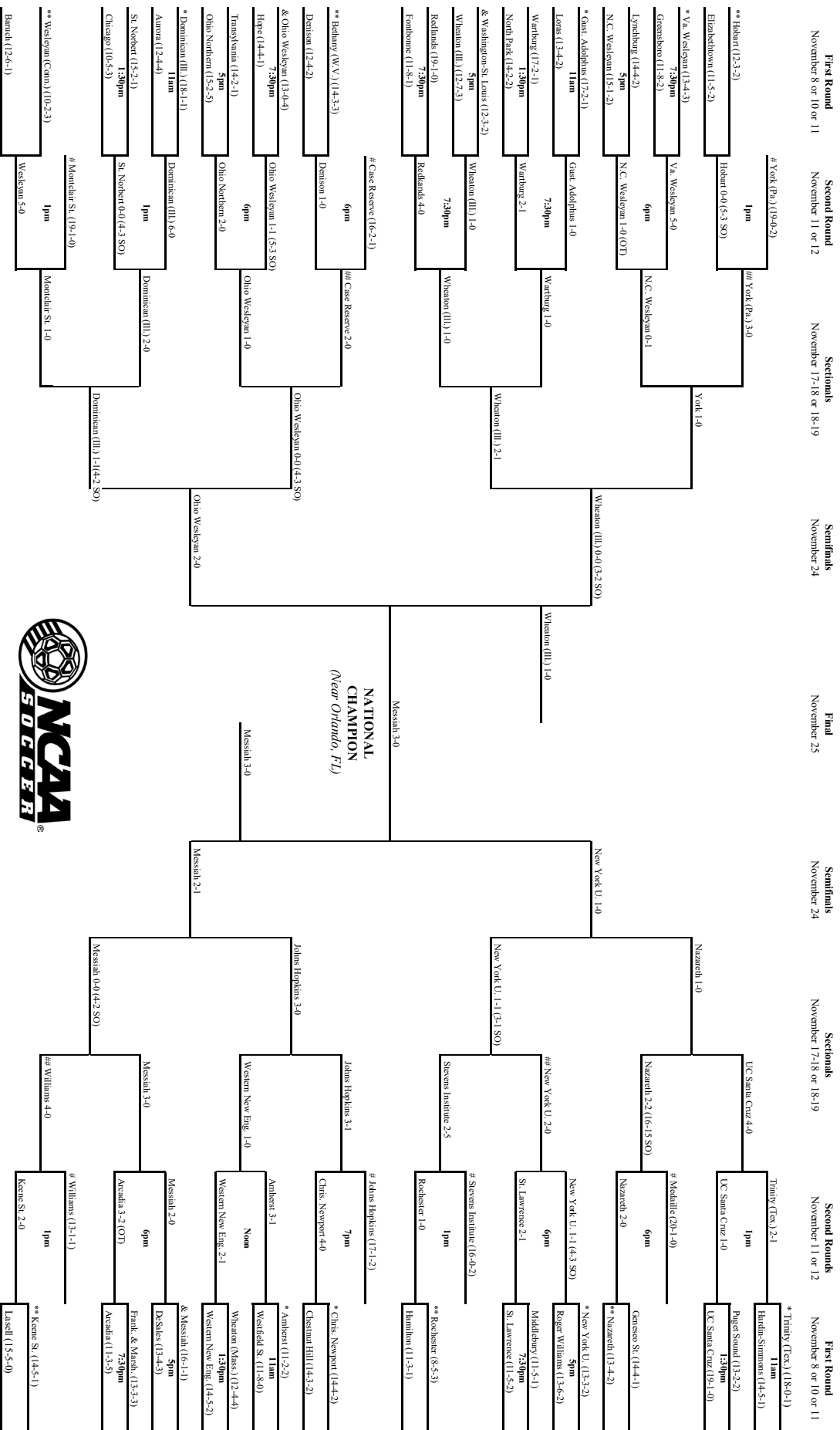
2005 Division III Men's Championship Bracket



*Host institution.



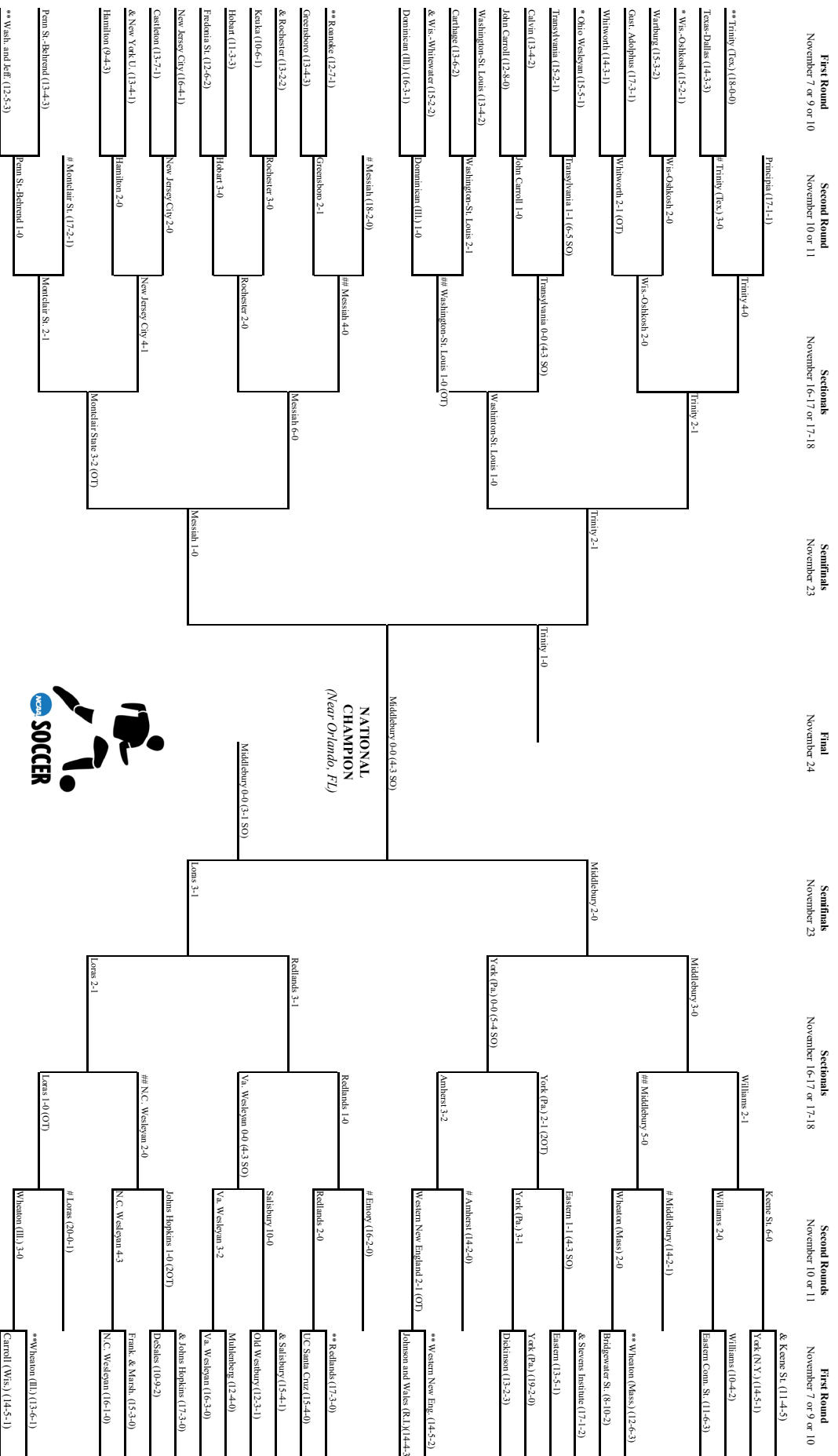
2006 NCAA DIVISION III MEN'S SOCCER CHAMPIONSHIP



***Host Institution**
** First Round Host, November 8
* First-, Second-Round Host, November 11-12
& First-, Second-Round Host, November 10-11
Second-Round Host, November 11
Sectional Host, November 17-18 or 18-19



2007 NCAA DIVISION III MEN'S SOCCER CHAMPIONSHIP



***Host Institution**

- ** First Round Host, November 7
- * First/Second Round Host, November 9-10
- & First/Second Round Host, November 10-11
- # Second Round Host, November 10
- ## Sectional Hosts, November 16-17 or 17-18





*Host Institution

**** First Round Host, November 13**

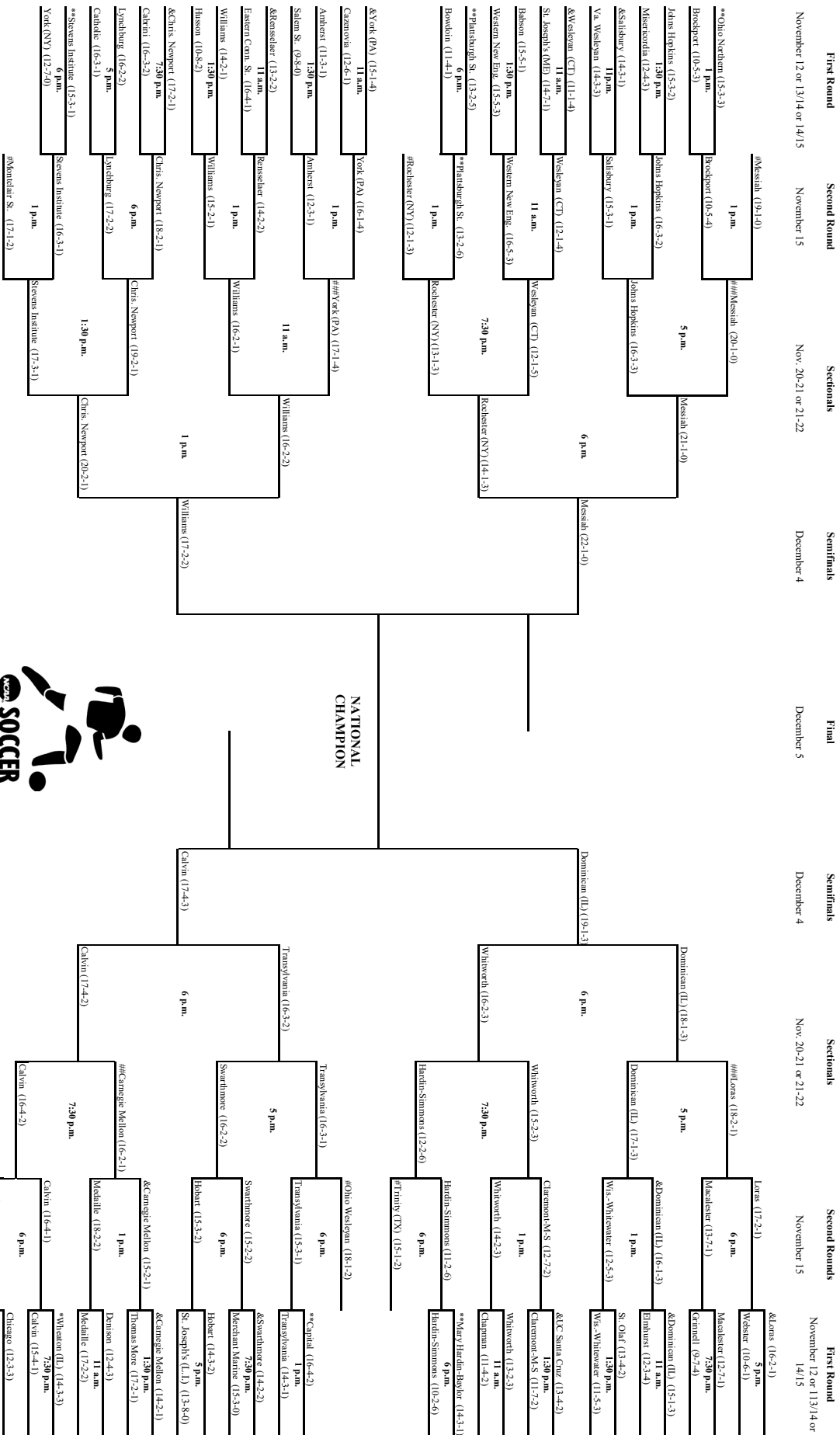
* First-/Second-Round Host, November 15-16

Second-Round Host, November 15/16

Sectional Hosts, November 21-22 or 22-23



2009 NCAA DIVISION III MEN'S SOCCER CHAMPIONSHIP



NOTE: Institutions with a no Sunday play policy may choose to play on alternating days.
All game times are local

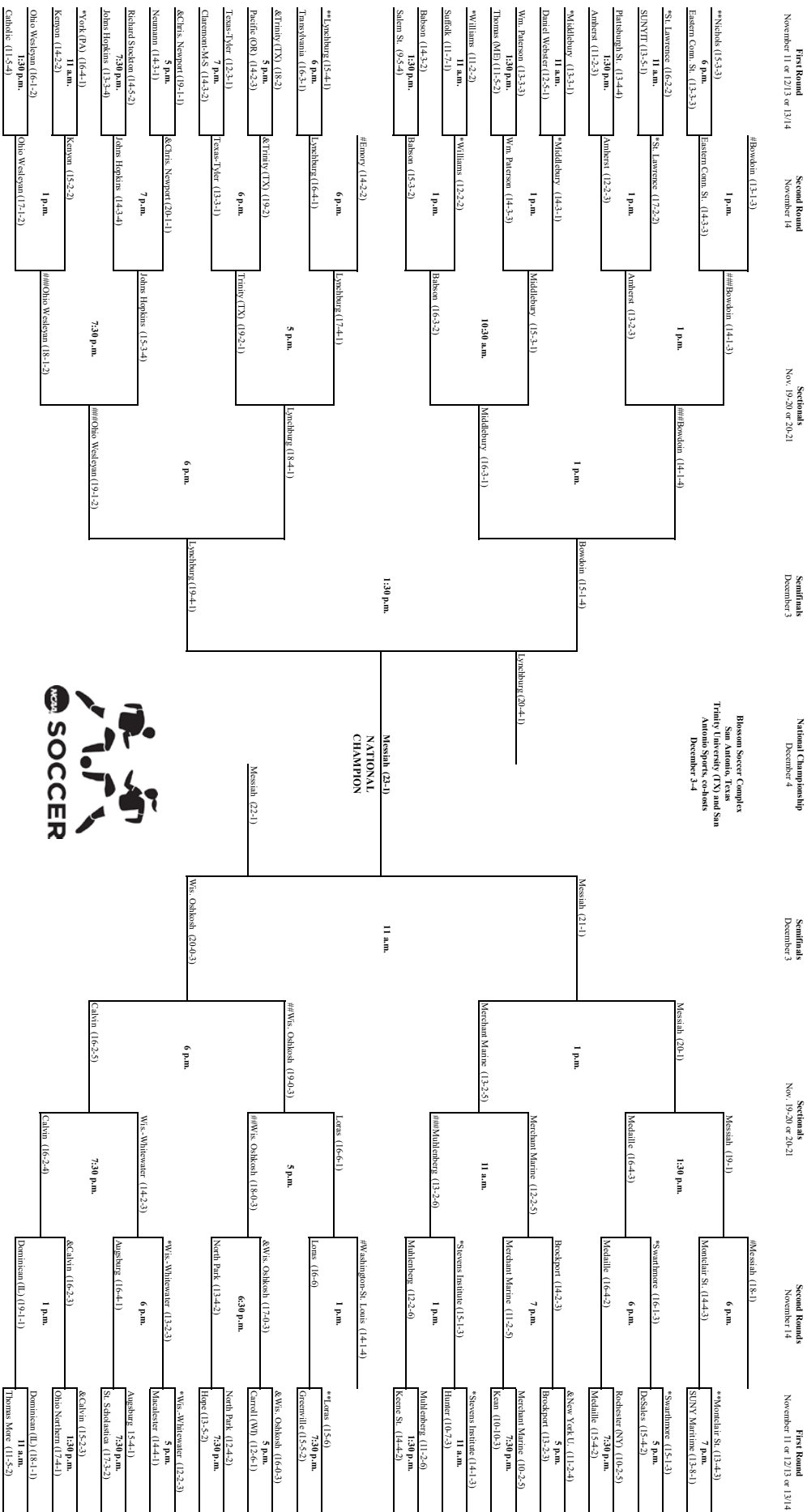
*Host Institution

**** First Round Host, November 12**
*** First-/Second-Round Host, November 13-14**
& First-/Second-Round Host, November 14-15

Second-Round Host, November 15
Sectional Hosts, November 20-21
Sectional Hosts, November 21-22



2010 Division III Men's Soccer Championship



NOTE: Institutions with a no Sunday play policy may choose to play on alternating days.
All game times are a local

Host Institutions
** First Round Host, November 11
& First-Second Round Host, November 12-13
* First-Second Round Host, November 13-14
Second Round Host, November 14
Sectional Hosts, November 19-20
Sectional Hosts, November 20-21





NOTE: Institutions with a no Sunday play policy may choose to play on alternating days. All game times are local.

- ** First Round Host, November 10
- & First/Second-Round Host, November 11-12
- * First/Second-Round Host, November 12-13
- # Second-Round Host, November 13
- ^ Sectional Hosts, November 18-19
- ^^ Sectional Hosts, November 19-20

All game times are Eastern time.

Host Institutions

First Round Host, November 8

* First-/Second-Round Host, November 10-11

& First-/Second-Round Host, November 9-10

Round Host, November 10-11; Alternat

Second-Round Host, November 11

^ Sectional Hosts, November 17-18





Host Institutions

#First Round Host, November 14
* First/Second Round Host, November 16-17
**First/Second Round Host, November 15-16;
^ Sectional Hosts, November 23-24
~ Sectional Hosts, November 22-23



2014 NCAA Division III Men's Soccer Championship

© 2014 National Collegiate Athletic Association. No commercial use without the NCAA's written permission.



2015 NCAA Division III Men's Soccer Championship

First/Second Round November 12-15		Sectionals November 21-22		Semifinals December 4		National Championship December 5		Semifinals December 4		Sectionals November 21-22		First/Second Rounds November 12-15	
#Amherst 14-1-1													
Montrose St. 13-4-2 6 p.m.	Montrose 3-1 1:30 p.m.	SUNY Oswego 2-0 11 a.m.		Amherst 2-0									
Cabrini 15-2-3 11 a.m.	Lycorning 1-0 1 p.m.												
Lycorning 16-1-2 11 a.m.	Lycorning 2-1 1 p.m.												
Johnson & Wales (RI) 17-4 1:30 p.m.	Dickinson 2-1 1 p.m.												
Rowan 16-5 1:30 p.m.	Dickinson 2-1 1 p.m.												
Dickinson 12-4-3 1:30 p.m.	Dickinson 2-1 1 p.m.												
Brandeis 16-2-1 5 p.m.	Brandeis 2-1 5 p.m.												
Thomas (ME) 13-4-1 7:30 p.m.	Rensselaer 2-1 5 p.m.												
Rensselaer 11-4-3 7:30 p.m.	Rensselaer 2-1 5 p.m.												
Stervens 15-3-2 7:30 p.m.	Stervens 15-3-2 7:30 p.m.												
Trinity (TX) 19-2 Neon	Trinity (TX) 3-0 1:30 p.m.												
Texas-Dallas 15-3-3 2:30 p.m.	Trinity (TX) 1-0 2 p.m.												
Reclands 16-3-2 2:30 p.m.	Reclands 3-2 2 p.m.												
Wichworth 16-1-1 2:30 p.m.	Wichworth 16-1-1 2:30 p.m.	#Haverford 16-3		SUNY Oswego 14-0 OT		Amherst 0-0 PK Home		Amherst 2-1 NATIONAL CHAMPION		Swope Soccer Village Kansas City, Missouri 8:30 p.m.		Swope Soccer Village Kansas City, Missouri 6:30 p.m.	
Wash. & Lee 15-3-2 2 p.m.	Wash. & Lee 3-0 1 p.m.												
Methodist 14-4-3 2 p.m.	Methodist 14-4-3 2 p.m.												
St. Lawrence 14-3-2 11 a.m.	St. Lawrence 2-1 11 a.m.												
Sage Colleges 13-3-3 1:30 p.m.	St. Lawrence 2-0 1 p.m.												
UMass Boston 16-4 1:30 p.m.	Scranton 2-0 1 p.m.												
Scranton 10-6-2 1:30 p.m.	Scranton 2-0 1 p.m.												
SUNY Oswego 15-3-1 11 a.m.	SUNY Oswego 7-0 11 a.m.												
CCNY 11-7-0 1:30 p.m.	SUNY Oswego 2-0 1:30 p.m.												
Rutgers-Camden 13-7-2 1:30 p.m.	Rutgers-Camden 2-1 1:30 p.m.												
Eastern 16-2-2 11 a.m.	Eastern 16-2-2 11 a.m.												
MIT 16-2-1 11 a.m.	MIT 5-1 11 a.m.												
Bridgewater St. 17-3-1 1:30 p.m.	MIT 1-0 1:30 p.m.												
Pittsburgh St. 14-4-3 1:30 p.m.	Pittsburgh St. 14-4-3 1:30 p.m.												
Bowdoin 10-3-4 1:30 p.m.	Bowdoin 1-0 1:30 p.m.												



2016 NCAA Division III Men's Soccer Championship

First/Second Rounds
November 11-13

Sectionals
November 18-20

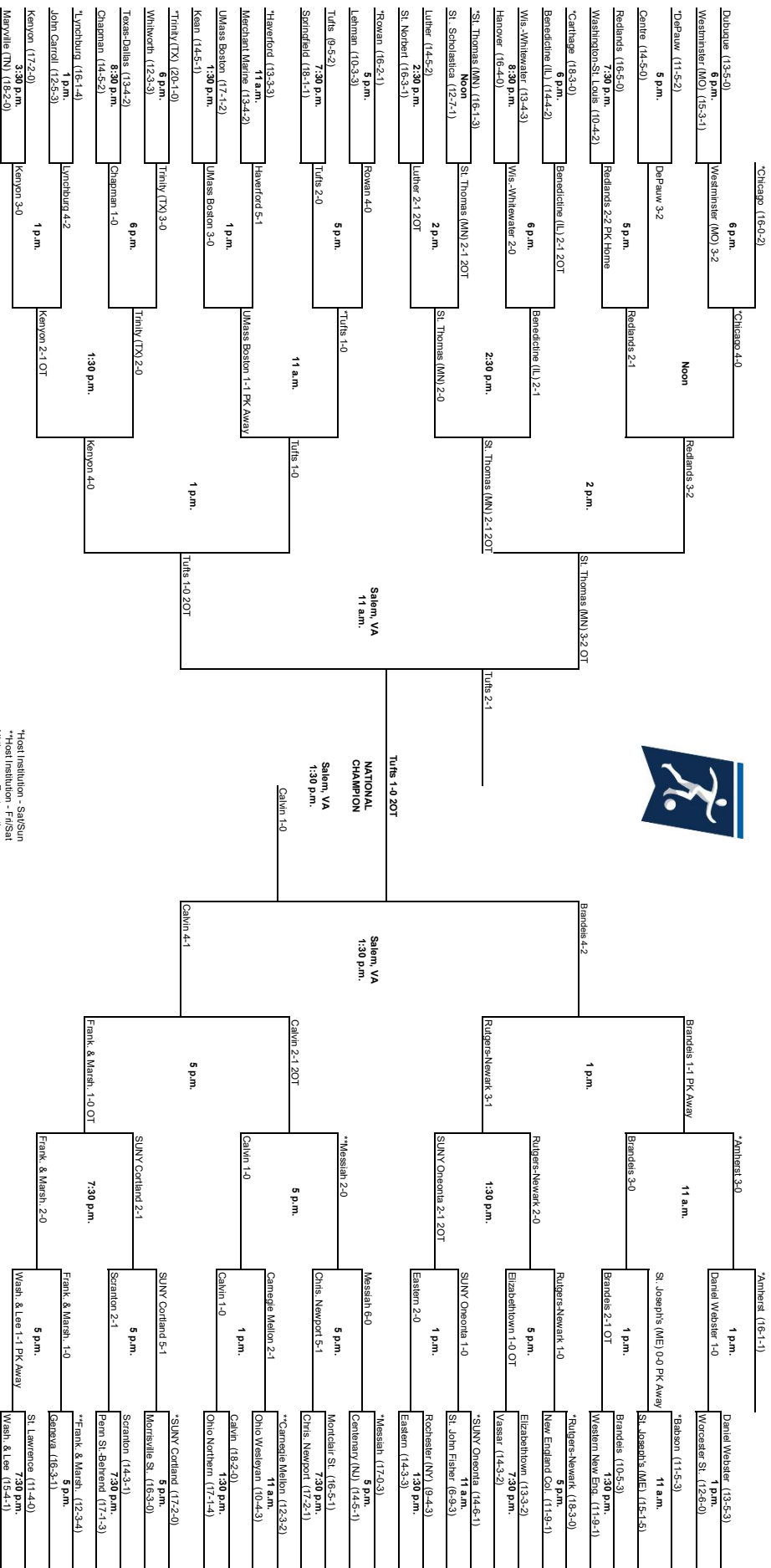
Semifinals
December 2

National Championship
December 3

Semifinals
December 2

Sectionals
November 18-20

First/Second Rounds
November 11-13



*Host Institution - Sal/Sun
*Host Institution - Fri/Sat
All times are Eastern time.
Information subject to change.
For more details, visit NCAA.com.

© 2016 National Collegiate Athletic Association. No commercial use without the NCAA's written permission.

The NCAA opposes all forms of sports wagering.



2017 NCAA Division III Men's Soccer Championship

First/Second Rounds November 10-12		Sectionals November 17-19		Semifinals December 1		National Championship December 2		Semifinals December 1		First/Second Rounds November 10-12	
<div><div><div>North Park (17-1-1)</div><div>North Park 6-1</div><div>Wis. Platteville (11-3-2) 6 p.m.</div><div>Westminster (MO) (8-9-2) 6 p.m.</div><div>Opelthorpe (16-2-1) 11 a.m.</div><div>N.C. Wesleyan (15-5-0) 11 a.m.</div><div>Wash. & Lee (14-4-1) 1:30 p.m.</div><div>Mary Washington (15-4-1) 1:30 p.m.</div><div>St. Thomas (MN) (19-1-0) Noon</div><div>Wis. Superior (14-6-2) Noon</div><div>Loma (13-5-1) 2:30 p.m.</div><div>Cal Lutheran (13-4-2) 2:30 p.m.</div><div>Cheney (17-2-0) 5 p.m.</div><div>Metrolink (14-5-1) 5 p.m.</div><div>Kenyon (15-2-3) 7:30 p.m.</div><div>Texas/Kentia (17-1-0) 7:30 p.m.</div><div>Chicago (18-2-0) 6 p.m.</div><div>Lake Forest (12-6-1) 6 p.m.</div><div>Dominion (IL) (14-4-0) 8:30 p.m.</div><div>Capital (12-2-2) 8:30 p.m.</div><div>John Carroll (15-2-2) 5:30 p.m.</div><div>Ohio Wesleyan (12-6-2) 5:30 p.m.</div><div>Calvin (19-2-1) 8 p.m.</div><div>Thomas More (14-4-2) 8 p.m.</div><div>Lyndburg (17-1-2) 2 p.m.</div><div>Penn St. Abington (15-6-0) 2 p.m.</div><div>Dickinson (11-4-3) 4:30 p.m.</div><div>Emory 3-1 4:30 p.m.</div><div>Emory (12-5-1) 8:30 p.m.</div><div>Trinity (TX) (20-1-0) 6 p.m.</div><div>Texas A&M (11-3-3) 6 p.m.</div><div>Mary Hardin-Baylor (15-2-1) 8:30 p.m.</div><div>Williamette (10-2-2) 8:30 p.m.</div><div>Mary Hardin-Baylor 1-0 8 p.m.</div></div></div> <div><div>North Park 3-0</div><div>North Park 3-0</div><div>North Park 3-0</div><div>North Park 3-0</div><div>North Park 3-0</div><div>North Park 3-0</div><div>North Park 3-0</div><div>North Park 3-0</div><div>North Park 3-0</div><div>North Park 3-0</div><div>North Park 3-0</div><div>North Park 3-0</div><div>North Park 3-0</div><div>North Park 3-0</div><div>North Park 3-0</div><div>North Park 3-0</div><div>North Park 3-0</div><div>North Park 3-0</div><div>North Park 3-0</div><div>North Park 3-0</div><div>North Park 3-0</div><div>North Park 3-0</div><div>North Park 3-0</div><div>North Park 3-0</div><div>North Park 3-0</div><div>North Park 3-0</div><div>North Park 3-0</div><div>North Park 3-0</div><div>North Park 3-0</div><div>North Park 3-0</div><div>North Park 3-0</div><div>North Park 3-0</div><div>North Park 3-0</div><div>North Park 3-0</div><div>North Park 3-0</div><div>North Park 3-0</div><div>North Park 3-0</div><div>North Park 3-0</div><div>North Park 3-0</div><div>North Park 3-0</div><div>North Park 3-0</div><div>North Park 3-0</div><div>North Park 3-0</div><div>North Park 3-0</div><div>North Park 3-0</div><div>North Park 3-0</div><div>North Park 3-0</div><div>North Park 3-0</div><div>North Park 3-0</div><div>North Park 3-0</div><div>North Park 3-0</div><div>North Park 3-0</div><div>North Park 3-0</div><div>North Park 3-0</div><div>North Park 3-0</div><div>North Park 3-0</div><div>North Park 3-0</div><div>North Park 3-0</div><div>North Park 3-0</div><div>North Park 3-0</div><div>North Park 3-0</div><div>North Park 3-0</div><div>North Park 3-0</div><div>North Park 3-0</div><div>North Park 3-0</div><div>North Park 3-0</div><div>North Park 3-0</div><div>North Park 3-0</div><div>North Park 3-0</div><div>North Park 3-0</div><div>North Park 3-0</div><div>North Park 3-0</div><div>North Park 3-0</div><div>North Park 3-0</div><div>North Park 3-0</div><div>North Park 3-0</div><div>North Park 3-0</div><div>North Park 3-0</div><div>North Park 3-0</div><div>North Park 3-0</div><div>North Park 3-0</div><div>North Park 3-0</div><div>North Park 3-0</div><div>North Park 3-0</div><div>North Park 3-0</div><div>North Park 3-0</div><div>North Park 3-0</div><div>North Park 3-0</div><div>North Park 3-0</div><div>North Park 3-0</div><div>North Park 3-0</div><div>North Park 3-0</div><div>North Park 3-0</div><div>North Park 3-0</div><div>North Park 3-0</div><div>North Park 3-0</div><div>North Park 3-0</div><div>North Park 3-0</div><div>North Park 3-0</div><div>North Park 3-0</div><div>North Park 3-0</div><div>North Park 3-0</div><div>North Park 3-0</div><div>North Park 3-0</div><div>North Park 3-0</div><div>North Park 3-0</div><div>North Park 3-0</div><div>North Park 3-0</div><div>North Park 3-0</div><div>North Park 3-0</div><div>North Park 3-0</div><div>North Park 3-0</div><div>North Park 3-0</div><div>North Park 3-0</div><div>North Park 3-0</div><div>North Park 3-0</div><div>North Park 3-0</div><div>North Park 3-0</div><div>North Park 3-0</div><div>North Park 3-0</div><div>North Park 3-0</div><div>North Park 3-0</div><div>North Park 3-0</div><div>North Park 3-0</div><div>North Park 3-0</div><div>North Park 3-0</div><div>North Park 3-0</div><div>North Park 3-0</div><div>North Park 3-0</div><div>North Park 3-0</div><div>North Park 3-0</div><div>North Park 3-0</div><div>North Park 3-0</div><div>North Park 3-0</div><div>North Park 3-0</div><div>North Park 3-0</div><div>North Park 3-0</div><div>North Park 3-0</div><div>North Park 3-0</div><div>North Park 3-0</div><div>North Park 3-0</div><div>North Park 3-0</div><div>North Park 3-0</div><div>North Park 3-0</div><div>North Park 3-0</div><div>North Park 3-0</div><div>North Park 3-0</div><div>North Park 3-0</div><div>North Park 3-0</div><div>North Park 3-0</div><div>North Park 3-0</div><div>North Park 3-0</div><div>North Park 3-0</div><div>North Park 3-0</div><div>North Park 3-0</div><div>North Park 3-0</div><div>North Park 3-0</div><div>North Park 3-0</div><div>North Park 3-0</div><div>North Park 3-0</div><div>North Park 3-0</div><div>North Park 3-0</div><div>North Park 3-0</div><div>North Park 3-0</div><div>North Park 3-0</div><div>North Park 3-0</div><div>North Park 3-0</div><div>North Park 3-0</div><div>North Park 3-0</div><div>North Park 3-0</div><div>North Park 3-0</div><div>North Park 3-0</div><div>North Park 3-0</div><div>North Park 3-0</div><div>North Park 3-0</div><div>North Park 3-0</div><div>North Park 3-0</div><div>North Park 3-0</div><div>North Park 3-0</div><div>North Park 3-0</div><div>North Park 3-0</div><div>North Park 3-0</div><div>North Park 3-0</div><div>North Park 3-0</div><div>North Park 3-0</div><div>North Park 3-0</div><div>North Park 3-0</div><div>North Park 3-0</div><div>North Park 3-0</div><div>North Park 3-0</div><div>North Park 3-0</div><div>North Park 3-0</div><div>North Park 3-0</div><div>North Park 3-0</div><div>North Park 3-0</div><div>North Park 3-0</div><div>North Park 3-0</div><div>North Park 3-0</div><div>North Park 3-0</div><div>North Park 3-0</div><div>North Park 3-0</div><div>North Park 3-0</div><div>North Park 3-0</div><div>North Park 3-0</div><div>North Park 3-0</div><div>North Park 3-0</div><div>North Park 3-0</div><div>North Park 3-0</div><div>North Park 3-0</div><div>North Park 3-0</div><div>North Park 3-0</div><div>North Park 3-0</div><div>North Park 3-0</div><div>North Park 3-0</div><div>North Park 3-0</div><div>North Park 3-0</div><div>North Park 3-0</div><div>North Park 3-0</div><div>North Park 3-0</div><div>North Park 3-0</div><div>North Park 3-0</div><div>North Park 3-0</div><div>North Park 3-0</div><div>North Park 3-0</div><div>North Park 3-0</div><div>North Park 3-0</div><div>North Park 3-0</div><div>North Park 3-0</div><div>North Park 3-0</div><div>North Park 3-0</div><div>North Park 3-0</div><div>North Park 3-0</div><div>North Park 3-0</div><div>North Park 3-0</div><div>North Park 3-0</div><div>North Park 3-0</div><div>North Park 3-0</div><div>North Park 3-0</div><div>North Park 3-0</div><div>North Park 3-0</div><div>North Park 3-0</div><div>North Park 3-0</div><div>North Park 3-0</div><div>North Park 3-0</div><div>North Park 3-0</div><div>North Park 3-0</div><div>North Park 3-0</div><div>North Park 3-0</div><div>North Park 3-0</div><div>North Park 3-0</div><div>North Park 3-0</div><div>North Park 3-0</div><div>North Park 3-0</div><div>North Park 3-0</div><div>North Park 3-0</div><div>North Park 3-0</div><div>North Park 3-0</div><div>North Park 3-0</div><div>North Park 3-0</div><div>North Park 3-0</div><div>North Park 3-0</div><div>North Park 3-0</div><div>North Park 3-0</div><div>North Park 3-0</div><div>North Park 3-0</div><div>North Park 3-0</div><div>North Park 3-0</div><div>North Park 3-0</div><div>North Park 3-0</div><div>North Park 3-0</div><div>North Park 3-0</div><div>North Park 3-0</div><div>North Park 3-0</div><div>North Park 3-0</div><div>North Park 3-0</div><div>North Park 3-0</div><div>North Park 3-0</div><div>North Park 3-0</div><div>North Park 3-0</div><div>North Park 3-0</div><div>North Park 3-0</div><div>North Park 3-0</div><div>North Park 3-0</div><div>North Park 3-0</div><div>North Park 3-0</div><div>North Park 3-0</div><div>North Park 3-0</div><div>North Park 3-0</div><div>North Park 3-0</div><div>North Park 3-0</div><div>North Park 3-0</div><div>North Park 3-0</div><div>North Park 3-0</div><div>North Park 3-0</div><div>North Park 3-0</div><div>North Park 3-0</div><div>North Park 3-0</div><div>North Park 3-0</div><div>North Park 3-0</div><div>North Park 3-0</div><div>North Park 3-0</div><div>North Park 3-0</div><div>North Park 3-0</div><div>North Park 3-0</div><div>North Park 3-0</div><div>North Park 3-0</div><div>North Park 3-0</div><div>North Park 3-0</div><div>North Park 3-0</div><div>North Park 3-0</div><div>North Park 3-0</div><div>North Park 3-0</div><div>North Park 3-0</div><div>North Park 3-0</div><div>North Park 3-0</div><div>North Park 3-0</div><div>North Park 3-0</div><div>North Park 3-0</div><div>North Park 3-0</div><div>North Park 3-0</div><div>North Park 3-0</div><div>North Park 3-0</div><div>North Park 3-0</div><div>North Park 3-0</div><div>North Park 3-0</div><div>North Park 3-0</div><div>North Park 3-0</div><div>North Park 3-0</div><div>North Park 3-0</div><div>North Park 3-0</div><div>North Park 3-0</div><div>North Park 3-0</div><div>North Park 3-0</div><div>North Park 3-0</div><div>North Park 3-0</div><div>North Park 3-0</div><div>North Park 3-0</div><div>North Park 3-0</div><div>North Park 3-0</div><div>North Park 3-0</div><div>North Park 3-0</div><div>North Park 3-0</div><div>North Park 3-0</div><div>North Park 3-0</div><div>North Park 3-0</div><div>North Park 3-0</div><div>North Park 3-0</div><div>North Park 3-0</div><div>North Park 3-0</div><div>North Park 3-0</div><div>North Park 3-0</div><div>North Park 3-0</div><div>North Park 3-0</div><div>North Park 3-0</div><div>North Park 3-0</div><div>North Park 3-0</div><div>North Park 3-0</div><div>North Park 3-0</div><div>North Park 3-0</div><div>North Park 3-0</div><div>North Park 3-0</div><div>North Park 3-0</div><div>North Park 3-0</div><div>North Park 3-0</div><div>North Park 3-0</div><div>North Park 3-0</div><div>North Park 3-0</div><div>North Park 3-0</div><div>North Park 3-0</div><div>North Park 3-0</div><div>North Park 3-0</div><div>North Park 3-0</div><div>North Park 3-0</div><div>North Park 3-0</div><div>North Park 3-0</div><div>North Park 3-0</div><div>North Park 3-0</div><div>North Park 3-0</div><div>North Park 3-0</div><div>North Park 3-0</div><div>North Park 3-0</div><div>North Park 3-0</div><div>North Park 3-0</div><div>North Park 3-0</div><div>North Park 3-0</div><div>North Park 3-0</div><div>North Park 3-0</div><div>North Park 3-0</div><div>North Park 3-0</div><div>North Park 3-0</div><div>North Park 3-0</div><div>North Park 3-0</div><div>North Park 3-0</div><div>North Park 3-0</div><div>North Park 3-0</div><div>North Park 3-0</div><div>North Park 3-0</div><div>North Park 3-0</div><div>North Park 3-0</div><div>North Park 3-0</div><div>North Park 3-0</div><div>North Park 3-0</div><div>North Park 3-0</div><div>North Park 3-0</div><div>North Park 3-0</div><div>North Park 3-0</div><div>North Park 3-0</div><div>North Park 3-0</div><div>North Park 3-0</div><div>North Park 3-0</div><div>North Park 3-0</div><div>North Park 3-0</div><div>North Park 3-0</div><div>North Park 3-0</div><div>North Park 3-0</div><div>North Park 3-0</div><div>North Park 3-0</div><div>North Park 3-0</div><div>North Park 3-0</div><div>North Park 3-0</div><div>North Park 3-0</div><div>North Park 3-0</div><div>North Park 3-0</div><div>North Park 3-0</div><div>North Park 3-0</div><div>North Park 3-0</div><div>North Park 3-0</div><div>North Park 3-0</div><div>North Park 3-0</div><div>North Park 3-0</div><div>North Park 3-0</div><div>North Park 3-0</div><div>North Park 3-0</div><div>North Park 3-0</div><div></div></div>											

*Host Institution - SetSun
*Host Institution - F/Sat
All times are Eastern time.
Information subject to change.
For more details, visit NCAA.com.

© 2017 National Collegiate Athletic Association. No commercial use without the NCAA's written permission.
The NCAA opposes all forms of sports wagering.



2018 NCAA Division III Men's Soccer Championship

First/Second Rounds
November 8-11

Sectionals
November 16-18

Semifinals
November 30

National Championship
December 1

Semifinals
November 30


Sectionals
November 16-18

First/Second Rounds
November 8-11



*Chicago (15-1-3)		Canton 1-0		6:00 p.m.		Chicago 2-1	
Tennessee (8-4-6)							
*Trenton (TX) (15-1-3)		Trenton (TX) 3-0		6:00 p.m.		2:00 p.m.	
Chapman (11-7-1)							
Southwestern (TX) (12-5-3)		Trenton (TX) 3-0		6:00 p.m.		Chicago 2-0	
Mary Hardin-Baylor (15-3-1)							
Luther (16-3-1)		Luther 1-0		4:00 p.m.		Chicago 1-0	
Knox (16-4-1)							
Gust. Adolphus (14-3-1)		Dominican (IL) 2-0		6:00 p.m.		Luther 3-2	
Dominican (IL) (14-5-1)							
St. Thomas (MN) (14-3-2)		St. Thomas (MN) 1-0		4:30 p.m.		Luther 1-0	
Pacific Lutheran (13-5-2)							
Augsburg (12-3-4)		Wis. Superior 2-1		2:00 p.m.		St. Thomas (MN) 5-0	
Wis. Superior (18-2-1)							
CWRU (14-3-1)		CWRU 3-1		1:00 p.m.		Greensboro, NC 11 a.m.	
Keystone (12-4-1)							
Capital (14-4-0)		Capital 4-1		1:00 p.m.		Greensboro, NC 2:30 p.m.	
Westminster (PA) (14-5-0)							
Kenyon (16-1-2)		Kenyon 3-0		5:00 p.m.		Titus 2-1	
Mayville (TN) (14-3-1)							
Cambridge Mellon (11-4-2)		Cambridge Mellon 0-0 PK Home		1:00 p.m.		Titus 2-1	
Centre (14-4-2)							
Caldin (17-1-0)		Caldin 4-0		7:00 p.m.		Titus 2-1	
Greenfield (15-4-2)							
Wm. Pittsfield (12-2-3)		Wm. Pittsfield 4-1		5:00 p.m.		Titus 2-1	
Carthage (12-8-1)							
John Carroll (13-4-2)		John Carroll 4-0		7:30 p.m.		Titus 2-1	
Penn St. Abington (14-5-1)							
Lycoming (15-3-2)		Penn St. Berwyn 1-0		7:00 p.m.		Titus 2-1	
Penn St. Berwyn (14-3-2)							

Titus 2-1		Titus 3-1		Titus 4-0		Titus 3-0		Titus 1-0		Titus (13-0-3)	
Greensboro, NC 11 a.m.		Titus 3-1		Titus 4-0		Titus 3-0		Titus 1-0		Titus (13-0-3)	
Greensboro, NC 2:30 p.m.		Titus 3-1		Titus 4-0		Titus 3-0		Titus 1-0		Titus (13-0-3)	
Greensboro, NC 1:45 p.m.		Titus 3-1		Titus 4-0		Titus 3-0		Titus 1-0		Titus (13-0-3)	
Messiah 3-2		Messiah 2-0		Messiah 5-0		Messiah 5-0		Messiah 5-0		Messiah 5-0	
Messiah 2-0		Messiah 2-0		Messiah 5-0		Messiah 5-0		Messiah 5-0		Messiah 5-0	
Messiah 5-0		Messiah 5-0		Messiah 5-0		Messiah 5-0		Messiah 5-0		Messiah 5-0	
Messiah 5-0		Messiah 5-0		Messiah 5-0		Messiah 5-0		Messiah 5-0		Messiah 5-0	
Messiah 5-0		Messiah 5-0		Messiah 5-0		Messiah 5-0		Messiah 5-0		Messiah 5-0	
Messiah 5-0		Messiah 5-0		Messiah 5-0		Messiah 5-0		Messiah 5-0		Messiah 5-0	
Messiah 5-0		Messiah 5-0		Messiah 5-0		Messiah 5-0		Messiah 5-0		Messiah 5-0	
Messiah 5-0		Messiah 5-0		Messiah 5-0		Messiah 5-0		Messiah 5-0		Messiah 5-0	
Messiah 5-0		Messiah 5-0		Messiah 5-0		Messiah 5-0		Messiah 5-0		Messiah 5-0	
Messiah 5-0		Messiah 5-0		Messiah 5-0		Messiah 5-0		Messiah 5-0		Messiah 5-0	
Messiah 5-0		Messiah 5-0		Messiah 5-0		Messiah 5-0		Messiah 5-0		Messiah 5-0	
Messiah 5-0		Messiah 5-0		Messiah 5-0		Messiah 5-0		Messiah 5-0		Messiah 5-0	
Messiah 5-0		Messiah 5-0		Messiah 5-0		Messiah 5-0		Messiah 5-0		Messiah 5-0	
Messiah 5-0		Messiah 5-0		Messiah 5-0		Messiah 5-0		Messiah 5-0		Messiah 5-0	
Messiah 5-0		Messiah 5-0		Messiah 5-0		Messiah 5-0		Messiah 5-0		Messiah 5-0	
Messiah 5-0		Messiah 5-0		Messiah 5-0		Messiah 5-0		Messiah 5-0		Messiah 5-0	
Messiah 5-0		Messiah 5-0		Messiah 5-0		Messiah 5-0		Messiah 5-0		Messiah 5-0	
Messiah 5-0		Messiah 5-0		Messiah 5-0		Messiah 5-0		Messiah 5-0		Messiah 5-0	
Messiah 5-0		Messiah 5-0		Messiah 5-0		Messiah 5-0		Messiah 5-0		Messiah 5-0	
Messiah 5-0		Messiah 5-0		Messiah 5-0		Messiah 5-0		Messiah 5-0		Messiah 5-0	
Messiah 5-0		Messiah 5-0		Messiah 5-0		Messiah 5-0		Messiah 5-0		Messiah 5-0	
Messiah 5-0		Messiah 5-0		Messiah 5-0		Messiah 5-0		Messiah 5-0		Messiah 5-0	
Messiah 5-0		Messiah 5-0		Messiah 5-0		Messiah 5-0		Messiah 5-0		Messiah 5-0	
Messiah 5-0		Messiah 5-0		Messiah 5-0		Messiah 5-0		Messiah 5-0		Messiah 5-0	
Messiah 5-0		Messiah 5-0		Messiah 5-0		Messiah 5-0		Messiah 5-0		Messiah 5-0	
Messiah 5-0		Messiah 5-0		Messiah 5-0		Messiah 5-0		Messiah 5-0		Messiah 5-0	
Messiah 5-0		Messiah 5-0		Messiah 5-0		Messiah 5-0		Messiah 5-0		Messiah 5-0	
Messiah 5-0		Messiah 5-0		Messiah 5-0		Messiah 5-0		Messiah 5-0		Messiah 5-0	
Messiah 5-0		Messiah 5-0		Messiah 5-0		Messiah 5-0		Messiah 5-0		Messiah 5-0	
Messiah 5-0		Messiah 5-0		Messiah 5-0		Messiah 5-0		Messiah 5-0		Messiah 5-0	
Messiah 5-0		Messiah 5-0		Messiah 5-0		Messiah 5-0		Messiah 5-0		Messiah 5-0	
Messiah 5-0		Messiah 5-0		Messiah 5-0		Messiah 5-0		Messiah 5-0		Messiah 5-0	
Messiah 5-0		Messiah 5-0		Messiah 5-0		Messiah 5-0		Messiah 5-0		Messiah 5-0	
Messiah 5-0		Messiah 5-0		Messiah 5-0		Messiah 5-0		Messiah 5-0		Messiah 5-0	
Messiah 5-0		Messiah 5-0		Messiah 5-0		Messiah 5-0		Messiah 5-0		Messiah 5-0	
Messiah 5-0		Messiah 5-0		Messiah 5-0		Messiah 5-0		Messiah 5-0		Messiah 5-0	
Messiah 5-0		Messiah 5-0		Messiah 5-0		Messiah 5-0		Messiah 5-0		Messiah 5-0	
Messiah 5-0		Messiah 5-0		Messiah 5-0		Messiah 5-0		Messiah 5-0		Messiah 5-0	
Messiah 5-0		Messiah 5-0		Messiah 5-0		Messiah 5-0		Messiah 5-0		Messiah 5-0	
Messiah 5-0		Messiah 5-0		Messiah 5-0		Messiah 5-0		Messiah 5-0		Messiah 5-0	
Messiah 5-0		Messiah 5-0		Messiah 5-0		Messiah 5-0		Messiah 5-0		Messiah 5-0	
Messiah 5-0		Messiah 5-0		Messiah 5-0		Messiah 5-0		Messiah 5-0		Messiah 5-0	
Messiah 5-0		Messiah 5-0		Messiah 5-0		Messiah 5-0		Messiah 5-0		Messiah 5-0	
Messiah 5-0		Messiah 5-0		Messiah 5-0		Messiah 5-0		Messiah 5-0		Messiah 5-0	
Messiah 5-0		Messiah 5-0		Messiah 5-0		Messiah 5-0		Messiah 5-0		Messiah 5-0	
Messiah 5-0		Messiah 5-0		Messiah 5-0		Messiah 5-0		Messiah 5-0		Messiah 5-0	
Messiah 5-0		Messiah 5-0		Messiah 5-0		Messiah 5-0		Messiah 5-0		Messiah 5-0	
Messiah 5-0		Messiah 5-0		Messiah 5-0		Messiah 5-0		Messiah 5-0		Messiah 5-0	
Messiah 5-0		Messiah 5-0		Messiah 5-0		Messiah 5-0		Messiah 5-0		Messiah 5-0	
Messiah 5-0		Messiah 5-0		Messiah 5-0		Messiah 5-0		Messiah 5-0		Messiah 5-0	
Messiah 5-0		Messiah 5-0		Messiah 5-0		Messiah 5-0		Messiah 5-0		Messiah 5-0	
Messiah 5-0		Messiah 5-0		Messiah 5-0		Messiah 5-0		Messiah 5-0		Messiah 5-0	
Messiah 5-0		Messiah 5-0		Messiah 5-0		Messiah 5-0		Messiah 5-0		Messiah 5-0	
Messiah 5-0		Messiah 5-0		Messiah 5-0		Messiah 5-0		Messiah 5-0		Messiah 5-0	
Messiah 5-0		Messiah 5-0		Messiah 5-0		Messiah 5-0		Messiah 5-0		Messiah 5-0	
Messiah 5-0		Messiah 5-0		Messiah 5-0		Messiah 5-0		Messiah 5-0		Messiah 5-0	
Messiah 5-0		Messiah 5-0		Messiah 5-0		Messiah 5-0		Messiah 5-0		Messiah 5-0	
Messiah 5-0		Messiah 5-0		Messiah 5-0		Messiah 5-0		Messiah 5-0		Messiah 5-0	
Messiah 5-0		Messiah 5-0		Messiah 5-0		Messiah 5-0		Messiah 5-0		Messiah 5-0	
Messiah 5-0		Messiah 5-0		Messiah 5-0		Messiah 5-0		Messiah 5-0		Messiah 5-0	
Messiah 5-0		Messiah 5-0		Messiah 5-0		Messiah 5-0		Messiah 5-0		Messiah 5-0	
Messiah 5-0		Messiah 5-0		Messiah 5-0		Messiah 5-0		Messiah 5-0		Messiah 5-0	
Messiah 5-0		Messiah 5-0		Messiah 5-0		Messiah 5-0		Messiah 5-0		Messiah 5-0	
Messiah 5-0		Messiah 5-0		Messiah 5-0		Messiah 5-0		Messiah 5-0		Messiah 5-0	
Messiah 5-0		Messiah 5-0		Messiah 5-0		Messiah 5-0		Messiah 5-0		Messiah 5-0	
Messiah 5-0		Messiah 5-0		Messiah 5-0		Messiah 5-0		Messiah 5-0		Messiah 5-0	
Messiah 5-0		Messiah 5-0		Messiah 5-0		Messiah 5-0		Messiah 5-0		Messiah 5-0	
Messiah 5-0		Messiah 5-0		Messiah 5-0		Messiah 5-0		Messiah 5-0		Messiah 5-0	
Messiah 5-0		Messiah 5-0		Messiah 5-0		Messiah 5-0		Messiah 5-0		Messiah 5-0	
Messiah 5-0		Messiah 5-0		Messiah 5-0		Messiah 5-0		Messiah 5-0		Messiah 5-0	
Messiah 5-0		Messiah 5-0		Messiah 5-0		Messiah 5-0		Messiah 5-0		Messiah 5-0	
Messiah 5-0		Messiah 5-0		Messiah 5-0		Messiah 5-0		Messiah 5-0		Messiah 5-0	
Messiah 5-0		Messiah 5-0		Messiah 5-0		Messiah 5-0		Messiah 5-0		Messiah 5-0	
Messiah 5-0		Messiah 5-0		Messiah 5-0		Messiah 5-0		Messiah 5-0		Messiah 5-0	
Messiah 5-0		Messiah 5-0		Messiah 5-0		Messiah 5-0		Messiah 5-0		Messiah 5-0	
Messiah 5-0		Messiah 5-0		Messiah 5-0		Messiah 5-0		Messiah 5-0		Messiah 5-0	
Messiah 5-0		Messiah 5-0		Messiah 5-0		Messiah 5-0		Messiah 5-0		Messiah 5-0	
Messiah 5-0		Messiah 5-0		Messiah 5-0		Messiah 5-0		Messiah 5-0		Messiah 5-0	
Messiah 5-0		Messiah 5-0		Messiah 5-0		Messiah 5-0		Messiah 5-0		Messiah 5-0	
Messiah 5-0		Messiah 5-0		Messiah 5-0		Messiah 5-0		Messiah 5-0		Messiah 5-0	
Messiah 5-0		Messiah 5-0		Messiah 5-0		Messiah 5-0		Messiah 5-0		Messiah 5-0	
Messiah 5-0		Messiah 5-0		Messiah 5-0		Messiah 5-0		Messiah 5-0		Messiah 5-0	
Messiah 5-0		Messiah 5-0		Messiah 5-0		Messiah 5-0		Messiah 5-0		Messiah 5-0	
Messiah 5-0		Messiah 5-0		Messiah 5-0		Messiah 5-0		Messiah 5-0		Messiah 5-0	
Messiah 5-0		Messiah 5-0		Messiah 5-0		Messiah 5-0		Messiah 5-0		Messiah 5-0	
Messiah 5-0		Messiah 5-0		Messiah 5-0		Messiah 5-0		Messiah 5-0		Messiah 5-0	
Messiah 5-0		Messiah 5-0		Messiah 5-0		Messiah 5-0		Messiah 5-0		Messiah 5-0	
Messiah 5-0		Messiah 5-0		Messiah 5-0		Messiah 5-0		Messiah 5-0		Messiah 5-0	
Messiah 5-0		Messiah 5-0									



© 2019 National Collegiate Athletic Association. No commercial use without the NCAA's written permission. The NCAA opposes all forms of sports wagering.

2021 NCAA Division III Men's Soccer Championship

First/Second Rounds November 12-14	Sectionals November 19-21	Semifinals December 3	National Championship December 4	Semifinals December 3	Sectionals November 19-21	First/Second Rounds November 12-14
*Tufts (13-1-3) 1 p.m.	Tufts 5-1				WashU (12-2-1) 12 p.m.	WashU (12-2-1) 12 p.m.
New England Col. (9-6-2) 3 p.m.	*Tufts 0-0 PK				Wis.-Superior (16-6-0) 2 p.m.	Wis.-Superior (16-6-0) 2 p.m.
Swartmore (11-4-2) 3:30 p.m.	Stervens 1-0				*North Park (13-5-0) 2:30 p.m.	*North Park (13-5-0) 2:30 p.m.
Stervens (12-6-2) 1 p.m.	Montclair St. 1-0	Tufts 2-1			Carleton (13-3-2) 12 p.m.	Carleton (13-3-2) 12 p.m.
*Montclair St. (16-3-1) 1 p.m.	Gordon (12-6-2) 5 p.m.				*St. Olaf (17-2-1) 12 p.m.	*St. Olaf (17-2-1) 12 p.m.
Washington Col. (13-4-1) 3:30 p.m.	Washington Col. 2-0				Dominican (IL) (13-3-2) 2:30 p.m.	Dominican (IL) (13-3-2) 2:30 p.m.
St. Lawrence (12-6-1) 4 p.m.	Pacific Lutheran 1-1 PK				North Central (IL) (20-1-1) 2:30 p.m.	North Central (IL) (20-1-1) 2:30 p.m.
Trinity (TX) (14-1-1) 6 p.m.	Redlands 4-1				Loras (13-6-2) 11 a.m.	Loras (13-6-2) 11 a.m.
Redlands (15-2-1) 6:30 p.m.	Redlands 2-0				*UChicago (12-5-1) 11 a.m.	*UChicago (12-5-1) 11 a.m.
Concordia (TX) (11-4-3) 11 a.m.	Connecticut Col. 1-0				Webster (16-1-2) 1:30 p.m.	Webster (16-1-2) 1:30 p.m.
*Connecticut Col. (14-4-0) 11 a.m.	Salem St. (13-6-0) 1:30 p.m.				*Oberlin (14-1-4) 1:30 p.m.	*Oberlin (14-1-4) 1:30 p.m.
NYU (10-5-1) 1:30 p.m.	NYU 3-2				*Ohio Wesleyan (14-2-2) 4 p.m.	*Ohio Wesleyan (14-2-2) 4 p.m.
St. Joseph's (ME) (15-2-1) 2 p.m.	Wash. & Lee 6-1				*Ohio Wesleyan (14-2-2) 4 p.m.	*Ohio Wesleyan (14-2-2) 4 p.m.
*Wash. & Lee (14-1-2) 2 p.m.	Dartmouth (12-4-2) 4:30 p.m.				Rochester (NY) (9-3-4) 7 p.m.	Rochester (NY) (9-3-4) 7 p.m.
Dartmouth (12-4-2) 5 p.m.	Covenant 1-0				Calvin (15-3-2) 12:30 a.m.	Calvin (15-3-2) 12:30 a.m.
Covenant (11-3-4) 1 p.m.	Roman 2-0				Amherst (12-2-2) 1 p.m.	Amherst (12-2-2) 1 p.m.
*Roman (12-3-2) 1 p.m.	Chris. Newport 1-0				*Babson (14-4-3) 1 p.m.	*Babson (14-4-3) 1 p.m.
CMU (13-1-2) 3 p.m.	Chris. Newport 3-0				Amherst (12-2-2) 12:30 p.m.	Amherst (12-2-2) 12:30 p.m.
Chris. Newport (10-4-2) 3:30 p.m.	Eastern Conn. St. (13-6-0) 3 p.m.				*SUNY Cortland (16-2-1) 5 p.m.	*SUNY Cortland (16-2-1) 5 p.m.
Eastern Conn. St. (13-6-0) 3 p.m.	Messiah (16-1-2) 1 p.m.				Nazareth (13-1-3) 7:30 p.m.	Nazareth (13-1-3) 7:30 p.m.
*Messiah (16-1-2) 1 p.m.	Mount Aloysius (10-5-4) 3 p.m.				*SUNY Cortland (16-2-1) 7:30 p.m.	*SUNY Cortland (16-2-1) 7:30 p.m.
Mount Aloysius (10-5-4) 3:30 p.m.	Kenyon 4-1				Franklin & Marshall (14-3-1) 11 a.m.	Franklin & Marshall (14-3-1) 11 a.m.
Kenyon (15-2-1) 3:30 p.m.	Messiah 2-1				SUNY Poly (15-2-3) 1 p.m.	SUNY Poly (15-2-3) 1 p.m.
Catholic (11-6-2) 1 p.m.	Emory 1-1 PK				Middlebury (10-4-3) 3:30 p.m.	Middlebury (10-4-3) 3:30 p.m.
*Emory (9-3-4) 1 p.m.	Lynchburg (15-4-1) 3:30 p.m.				*SUNY Oneonta (10-3-3) 11 a.m.	*SUNY Oneonta (10-3-3) 11 a.m.
Lynchburg (15-4-1) 3:30 p.m.	Harver 2-1				*John Carroll (12-3-2) 11 a.m.	*John Carroll (12-3-2) 11 a.m.
Harver (14-4-1) 3:30 p.m.					Johns Hopkins (14-2-2) 1:30 p.m.	Johns Hopkins (14-2-2) 1:30 p.m.
					Penn St. Harrisburg (15-1-1) 1:30 p.m.	Penn St. Harrisburg (15-1-1) 1:30 p.m.



*Host Institution - Sat/Sun
**Host Institution - Fri/Sat
All times are Eastern time.
Information subject to change.
For more details, visit NCAA.com.

© 2021 National Collegiate Athletic Association. No commercial use without the NCAA's written permission.

72

