

# DIVISION III WOMEN'S BASKETBALL CHAMPIONSHIPS RECORDS BOOK

2023 Championship.....	2
History.....	3
All-Tournament Teams.....	5
Won-Lost Records in Tournament Play.....	9
Championship Coaching Records.....	15
All-Time Results.....	17
Brackets.....	29



---

# 2023 CHAMPIONSHIP

---

## FIRST ROUND

[Smith 100](#), [SUNY Morrisville 50](#)  
[St. John Fisher 80](#), [Marymount \(VA\) 72](#)  
[Mary Washington 69](#), [Roger Williams 60](#)  
[DeSales 78](#), [Mitchell 60](#)  
[Trinity \(CT\) 58](#), [Notre Dame \(MD\) 43](#)  
[Cortland 62](#), [Saint Vincent 51](#)  
[Gust. Adolphus 84](#), [Ohio Wesleyan 68](#)  
[Wis.-Whitewater 69](#), [Webster 50](#)  
[Transylvania 58](#), [Rhodes 45](#)  
[Millikin 76](#), [Emory 70](#)  
[Wis.-Oshkosh 58](#), [Wash. & Lee 55](#)  
[Ohio Northern 54](#), [Berea 43](#)  
[Loras 68](#), [Knox 56](#)  
[Trine 79](#), [WashU 69](#)  
[Messiah 47](#), [Bridgewater St. 43](#)  
[NYU 71](#), [Greensboro 54](#)  
[Chris. Newport 89](#), [Brooklyn 52](#)  
[Elizabethtown 79](#), [Stevens 68](#)  
[Wartburg 57](#), [Baldwin Wallace 43](#)  
[Hope 82](#), [St. Norbert 61](#)  
[Trinity \(TX\) 79](#), [Texas-Dallas 62](#)  
[Hardin-Simmons 77](#), [Redlands 60](#)  
[Skidmore 62](#), [Johns Hopkins 59](#)  
[Tufts 72](#), [Merchant Marine 57](#)  
[Babson 69](#), [Maine Maritime 44](#)  
[SUNY New Paltz 63](#), [Gettysburg 47](#)  
[Marietta 61](#), [Eastern Conn. St. 57](#)  
[Ithaca 58](#), [La Roche 42](#)  
[UChicago 63](#), [Northwestern-St. Paul 48](#)  
[Whitman 85](#), [Wis.-Eau Claire 81 \(3OT\)](#)  
[Rhode Island Col. 67](#), [Rowan 59](#)  
[Scranton 64](#), [St. Joseph's \(ME\) 45](#)

## SECOND ROUND

[Smith 65](#), [St. John Fisher 64](#)  
[Mary Washington 75](#), [DeSales 69](#)  
[Trinity \(CT\) 64](#), [Cortland 59](#)  
[Wis.-Whitewater 68](#), [Gust. Adolphus 63](#)

[Transylvania 71](#), [Millikin 59](#)  
[Ohio Northern 71](#), [Wis.-Oshkosh 60](#)  
[Trine 60](#), [Loras 54](#)  
[NYU 62](#), [Messiah 41](#)  
[Chris. Newport 65](#), [Elizabethtown 55](#)  
[Wartburg 81](#), [Hope 67](#)  
[Trinity \(TX\) 88](#), [Hardin-Simmons 69](#)  
[Tufts 59](#), [Skidmore 50](#)  
[Babson 76](#), [SUNY New Paltz 66](#)  
[Marietta 44](#), [Ithaca 42](#)  
[UChicago 56](#), [Whitman 54](#)  
[Rhode Island Col. 62](#), [Scranton 55](#)

## SECTIONAL SEMIFINALS

[Smith 68](#), [Mary Washington 65 \(OT\)](#)  
[Trinity \(CT\) 63](#), [Wis.-Whitewater 56](#)  
[Transylvania 67](#), [Ohio Northern 43](#)  
[NYU 66](#), [Trine 49](#)  
[Chris. Newport 60](#), [Wartburg 51](#)  
[Tufts 65](#), [Trinity \(TX\) 52](#)  
[Babson 73](#), [Marietta 59](#)  
[Rhode Island Col. 64](#), [UChicago 56](#)

## SECTIONAL FINALS

[Smith 63](#), [Trinity \(CT\) 46](#)  
[Transylvania 79](#), [NYU 63](#)  
[Chris. Newport 72](#), [Tufts 56](#)  
[Rhode Island Col. 60](#), [Babson 47](#)

## SEMIFINALS

[Transylvania 76](#), [Smith 65](#)  
[Chris. Newport 56](#), [Rhode Island Col. 51](#)

## CHAMPIONSHIP

[Transylvania 57](#), [Chris. Newport 52](#)

*National semifinals were held in Hartford, Connecticut, while the national championship game was in Dallas in conjunction with the Women's Final Four and Division II national championship game as part of the 50th anniversary celebration of Title IX.*

# HISTORY

## RESULTS

Year	Champion (Record)	Coach	Score	Runner-Up	Host or Site	Championship Game Attendance	Championship Total Attendance
1982	Elizabethtown (26-1)	Yvonne Kauffman	67-66 (OT)	UNC Greensboro	Elizabethtown, Pa.	2,000	7,908
1983	North Central (IL) (26-6)	Wayne Morgan	83-71	Elizabethtown	Worcester, Mass.	600	15,704
1984	Rust (26-5)	A.J. Stovall	51-49	Elizabethtown	Scranton, Pa.	800	12,900
1985	Scranton (31-1)	Mike Strong	68-59	New Rochelle	DePere, Wis.	1,744	20,966
1986	Salem St. (29-1)	Tim Shea	89-85	Bishop	Salem, Mass.	1,500	21,038
1987	Wis.-Stevens Point (27-2)	Linda Wunder	81-74	Concordia-M'head	Scranton, Pa.	1,500	18,231
1988	Concordia-M'head (29-2)	Duane Siverson	65-57	St. John Fisher	Moorhead, Minn.	3,300	25,375
1989	Elizabethtown (29-2)	Yvonne Kauffman	66-65	Stanislaus St.	Danville, Ky.	1,000	17,625
1990	Hope (24-2)	Sue Wise	65-63	St. John Fisher	Holland, Mich.	2,282	25,040
1991	St. Thomas (MN) (29-2)	Ted Riverso	73-55	Muskingum	St. Paul, Minn.	1,700	23,834
1992	Alma (24-3)	Charlie Goffnet	79-75	Moravian	Bethlehem, Pa.	1,600	21,000
1993	Central (IA) (24-5)	Gary Boeyink	71-63	Capital	Pella, Iowa	2,200	28,080
1994	Capital (30-1)	Dixie Jeffers	82-63	WashU	Eau Claire, Wis.	2,300	28,337
1995	Capital (33-0)	Dixie Jeffers	59-55	Wis.-Oshkosh	Columbus, Ohio	2,000	41,049
1996	Wis.-Oshkosh (31-0)	Kathi Bennett	66-50	Mount Union	Oshkosh, Wis.	4,001	46,140
1997	NYU (29-1)	Janice Quinn	72-70	Wis.-Eau Claire	New York City	1,750	50,604
1998	WashU (28-2)	Nancy Fahey	77-69	Southern Me.	Gorham, Maine	1,950	38,639
1999	WashU (30-0)	Nancy Fahey	74-65	Saint Benedict	Danbury, Conn.	1,990	41,008
2000	WashU (30-0)	Nancy Fahey	79-33	Southern Me.	Danbury, Conn.	1,746	40,882
2001	WashU (28-2)	Nancy Fahey	67-45	Messiah	Danbury, Conn.	1,974	39,134
2002	Wis.-Stevens Point (30-3)	Shirley Egner	67-65	St. Lawrence	Terre Haute, Ind.	1,265	37,064
2003	Trinity (TX) (28-5)	Becky Geyer	60-58	Eastern Conn. St.	Terre Haute, Ind.	1,146	40,863
2004	Wilmington (OH) (27-6)	Jerry Scheve	59-53	Bowdoin	Norfolk, Va.	2,118	40,063
2005	Millikin (29-2)	Lori Kerans	70-50	Randolph-Macon	Norfolk, Va.	2,660	44,662
2006	Hope (33-1)	Brian Morehouse	69-56	Southern Me.	Springfield, Mass.	2,018	47,462
2007	DePauw (31-3)	Kris Huffman	55-52	WashU	Springfield, Mass.	1,147	16,113
2008	Howard Payne (33-0)	Chris Kielsmeier	68-54	Messiah	Holland, Mich.	2,621	41,761
2009	George Fox (32-0)	Scott Rueck	60-53	WashU	Holland, Mich.	1,830	40,614
2010	WashU (29-2)	Nancy Fahey	65-59	Hope	Bloomington, Ill.	2,300	38,423
2011	Amherst (32-1)	G.P. Gromacki	64-55	WashU	Bloomington, Ill.	2,000	37,415
2012	Ill. Wesleyan (28-5)	Mia Smith	57-48	George Fox	Holland, Mich.	1,430	31,693
2013	DePauw (34-0)	Kris Huffman	69-51	Wis.-Whitewater	Holland, Mich.	1,563	39,176
2014	FDU-Florham (33-0)	Marc Mitchell	80-72	Whitman	Stevens Point, Wis.	1,223	35,074
2015	*Thomas More (33-0)	Jeff Hans	83-63	George Fox	Grand Rapids, Mich.	1,604	31,522
2016	Thomas More (33-0)	Jeff Hans	63-51	Tufts	#Indianapolis	6,403	36,186
2017	Amherst (33-0)	G.P. Gromacki	52-29	Tufts	Grand Rapids, Mich.	535	33,182
2018	Amherst (33-0)	G.P. Gromacki	65-45	Bowdoin	Rochester, Minn.	655	43,288
2019	Thomas More (33-0)	Jeff Hans	81-67	Bowdoin	Salem, Va.	1,397	33,601
2020	^No champion				Columbus, Ohio		18,139
2021	^No champion				Salem, Va.		
2022	Hope (32-1)	Brian Morehouse	71-58	Wis.-Whitewater	Pittsburgh	1,108	23,487
2023	Transylvania (33-0)	Juli Fulks	57-52	Chris. Newport	#Dallas	2,317	30,986

\* Thomas More's participation in the 2015 Division III championship vacated by the NCAA Committee on Infractions.

# National championship game was conducted at the same site as the Division I Women's Final Four and Division II national championship game.

^ The 2020 championship was canceled after the first two rounds due to the COVID-19 pandemic. The 2021 championship was canceled due to the COVID-19 pandemic.

## TEAM CHAMPIONSHIPS

WashU	5
Amherst	3
Hope	3
Capital	2
DePauw	2
Elizabethtown	2
Thomas More	*2
Wis.-Stevens Point	2

\* Thomas More's participation in the 2015 Division III championship vacated by the NCAA Committee on Infractions.

## ELITE 90 AWARD

Year	Name, School	GPA	Major
2010	Zoe Unruh, WashU	3.88	Environmental Studies
2011	Dani Hoover, WashU	4.00	Systems Science and Engineering
2012	Lexi Baltus, III, Wesleyan	3.877	English
2013	Hannah Lukemeyer, DePauw	3.973	Kinesiology
2014	Heather Johns, Whitman	3.90	Biophysics, Biochemistry and Molecular Biology
2015	Sammy Naluai, George Fox	3.797	Marketing and Business Management
2016	Kelly McDonald, Thomas More	3.839	Elementary Education
2017	Paige Gernes, St. Thomas (MN)	4.00	Biology
2018	Meghan Sullivan, Amherst	3.98	Math
2019	Kaia Porter, St. Thomas (MN)	3.95	Biology
2020	No winner		
2021	No winner		
2022	Claire Baguley, Hope	3.97	Environmental Science
2023	Madison Kellione	3.94	Physics

The Elite 90 is presented to the student-athlete with the highest cumulative grade-point average participating at the finals site for each of the NCAA's 90 championships.

The 2020 championship was canceled after the first two rounds due to the COVID-19 pandemic. The 2021 championship was canceled due to the COVID-19 pandemic.

## MOST OUTSTANDING PLAYER

(Not presented from 1985 through 1996 or in 1999)

Year	Player, School
1982	Bev Hall, Elizabethtown
1983	Page Lutz, Elizabethtown
1984	Page Lutz, Elizabethtown
1997	Marsha Harris, NYU
1998	Amy Schweizer, WashU
2000	Alia Fischer, WashU
2001	Tasha Rodgers, WashU
2002	Carry Boehning, Wis.-Stevens Point
2003	Allison Wooley, Trinity (TX)
2004	Tara Rausch, Wilmington (OH)
2005	Joanna Conner, Millikin
2006	Bria Ebels, Hope
2007	Liz Bondi, DePauw
2008	Meia Daniels, Howard Payne
2009	Kristen Shielee, George Fox
2010	Jaimie McFarlin, WashU
2011	Caroline Stedman, Amherst
2012	Olivia Lett, III, Wesleyan
2013	Ellie Pearson, DePauw

Year	Player, School
2014	Kyra Dayon, FDU-Florham
2015	* Sydney Moss, Thomas More
2016	Sydney Moss, Thomas More
2017	Ali Doswell, Amherst
2018	Emma McCarthy, Amherst
2019	Madison Temple, Thomas More
2020	No winner
2021	No winner
2022	Sydney Muller, Hope
2023	Madison Kellione, Transylvania

\*Thomas More's participation in the 2015 Division III championship vacated by the NCAA Committee on Infractions.

The 2020 championship was canceled after the first two rounds due to the COVID-19 pandemic. The 2021 championship was canceled due to the COVID-19 pandemic.

---

# ALL-TOURNAMENT TEAMS

---

*(First player listed on each team was the outstanding player of the championship. The award was not presented from 1985 through 1996 or in 1999.)*

## 1982

Bev Hall, Elizabethtown  
Page Lutz, Elizabethtown  
Carol Peschel, UNC Greensboro  
Carol Ferrin, Pomona-Pitzer  
Sherry Sydney, UNC Greensboro

## 1983

Page Lutz, Elizabethtown  
Kim Wallner, North Central (IL)  
Brenda Sanders, North Central (IL)  
Judy Hodge, Clark (MA)  
Jackie Moore, Knoxville

## 1984

Page Lutz, Elizabethtown  
Shelley Parks, Elizabethtown  
Brenda Christian, Rust  
Evelyn Oquendo, Salem St.  
Cheryl Juris, North Central (IL)

## 1985

Dawn Cillo, New Rochelle  
Lori Kerans, Millikin  
Deanna Kyle, Scranton  
Shelley Parks, Scranton  
Amy Proctor, St. Norbert

## 1986

Evelyn Oquendo, Salem St.  
Beth Kapnis, Salem St.  
Crystal Coleman, Bishop  
Batavia Evans, Bishop  
Mary Fuhr, Capital

## 1987

Jessica Beachy, Concordia-M'head  
Una Espenkotter, Scranton  
Wendy Norris, Kean  
Donna Pivonka, Wis.-Stevens Point  
Karla Miller, Wis.-Stevens Point

## 1988

Jessica Beachy, Concordia-M'head  
Jillayn Quaschnick, Concordia-M'head  
Michelle Thykeson, Concordia-M'head  
Diana Duff, Southern Me.  
Shelly Bayhurst, St. John Fisher

## 1989

Nancy Keene, Elizabethtown  
Kirsten Dumford, Stanislaus St.  
Lisa Minturn, Stanislaus St.  
Amy Huestis, Clarkson  
Susan Yates, Centre

## 1990

Dina Disney, Hope  
Holly VandenBerg, Hope  
Susan Heidt, St. John Fisher  
Michelle Skovrinski, St. John Fisher  
Dortha Ford, Heidelberg

## 1991

Tonja Englund, St. Thomas (MN)  
Laurie Trow, St. Thomas (MN)  
Michelle Snow, Muskingum  
Kate Titus, Muskingum  
Bernice Laferriere, Eastern Conn. St.

## 1992

Lauri LaBeau, Alma  
Kathy Beck, Moravian  
Pam Porter, Moravian  
Trish Harvey, Luther  
Wendy Rogers, Eastern Conn. St.

## 1993

Sandy Buddelmeyer, Capital  
Katie Geiger, Scranton  
Emilie Hanson, Central (IA)  
Tina Kampa, Saint Benedict  
Chris Rogers, Central (IA)

## 1994

Chris Boos, Wis.-Eau Claire  
Carmen Ellis, Capital  
Sarah Goldman, WashU  
Laura Schmelzer, Capital  
Christine Whelan, Wheaton (MA)

## 1995

Katie Mang, Capital  
Jill Walker, Capital  
Natalie DeMichei, Wis.-Oshkosh  
Wendy Wangerin, Wis.-Oshkosh  
Laura Witte, St. Thomas (MN)

## 1996

Shelley Dietz, Wis.-Oshkosh  
Wendy Wangerin, Wis.-Oshkosh  
Suzy Venet, Mount Union  
Tracy Wilson, Mount Union  
Kirsten Vipond, St. Thomas (MN)

## 1997

Marsha Harris, NYU  
Jennifer Krowlikowski, NYU  
Allison Berg, Wis.-Eau Claire  
Erika Schmidt, Wis.-Eau Claire  
Kristin Long, Capital

## 1998

Amy Schweizer, WashU  
Alia Fischer, WashU  
Joanna Brown, Southern Me.  
Julie Plant, Southern Me.

Suzy Venet, Mount Union

## 1999

Tasha Rodgers, WashU  
Alia Fischer, WashU  
Molly Mark, Saint Benedict  
Robyn Ruschmeier, Saint Benedict  
Dee Jackson, Salem St.

## 2000

Alia Fischer, WashU  
Tasha Rodgers, WashU  
Trish Ripton, Southern Me.  
Jennifer Ulstad, St. Thomas (MN)  
Kelly Halpin, Scranton

## 2001

Tasha Rodgers, WashU  
Jennifer Rudis, WashU  
Katy Sturtz, Ohio Wesleyan  
Amy Hitz, Messiah  
Brianne Bognanno, Emmanuel (MA)

## 2002

Carry Boehning, Wis.-Stevens Point  
Tara Schmitt, Wis.-Stevens Point  
Lindsey Rush, DePauw  
Megan Dietrichsen, St. Lawrence  
Cara Barbierrri, St. Lawrence

## 2003

Allison Wooley, Trinity (TX)  
Allison Coleman, Eastern Conn. St.  
Kelly Wescott, Rochester (NY)  
Megan Selmon, Trinity (TX)  
Kristi Channing, Wis.-Eau Claire

## 2004

Tara Rausch, Wilmington (OH)  
Lora Trinkle, Bowdoin  
Erika Smith, Rochester (NY)  
Kelly Wescott, Rochester (NY)  
Amy Kincer, Wilmington (OH)  
Amanda Nechuta, Wis.-Stevens Point

## 2005

Joanna Conner, Millikin  
Lindsay Ippel, Millikin  
Audrey Minott, Millikin  
Megan Silva, Randolph-Macon  
Megan Myles, Southern Me.

## 2006

Bria Ebels, Hope  
Julie Henderson, Hope  
Taryn Melody, Scranton  
Ashley Marble, Southern Me.  
Megan Myles, Southern Me.

---

## 2007

Liz Bondi, DePauw  
Suzy Doughty, DePauw  
Debbie Bruen, Mary Washington  
Stephanie Ryba, NYU  
Jaimie McFarlin, WashU

## 2008

Meia Daniels, Howard Payne  
Kim Hoffman, Howard Payne  
Nikki Lobach, Messiah  
Tina Grace, Oglethorpe  
Tiffany Morton, Wis.-Whitewater

## 2009

Kristen Shielee, George Fox  
Sage Indendi, George Fox  
Hillary Klimowicz, TCNJ  
Janice Evans, WashU  
Jaimie McFarlin, WashU

## 2010

Jaimie McFarlin, WashU  
Sarah Leyman, Amherst  
Carrie Snickers, Hope  
Melissa Alwardt, Rochester (NY)  
Zoë Unruh, WashU

## 2011

Caroline Stedman, Amherst  
Jaci Daigneault, Amherst  
Chelsie Schweers, Chris. Newport  
Nikki Preston, Ill. Wesleyan  
Kathryn Berger, WashU

## 2012

Olivia Lett, Ill. Wesleyan  
Caroline Stedman, Amherst  
Hannah Munger, George Fox  
Keisha Gordon, George Fox  
Maggie Weiers, St. Thomas (MN)

## 2013

Ellie Pearson, DePauw  
Marcia Voigt, Amherst  
Kate Walker, DePauw  
Danny Rainer, Williams  
Cortney Kumerow, Wis.-Whitewater

## 2014

Kyra Dayon, FDU-Florham  
Jalessa Lewis, FDU-Florham  
Kelsey Morehead, Tufts  
Heather Johns, Whitman  
Mary Merg, Wis.-Whitewater

## 2015

\* Sydney Moss, Thomas More  
Justine Benner, George Fox  
Melissa Tobie, Montclair St.  
\* Abby Owings, Thomas More  
Michael North, Tufts

*\*Thomas More's participation in the 2015 Division III championship vacated by the NCAA Committee on Infractions.*

## 2016

Sydney Moss, Thomas More  
Hannah Hackley, Amherst  
Abby Owings, Thomas More  
Michela North, Tufts  
Morgan Neuendorf, Wartburg

## 2017

Ali Doswell, Amherst  
Meredith Doswell, Amherst  
Devon Byrd, Chris. Newport  
Kaitlin Langer, St. Thomas (MN)  
Michela North, Tufts

## 2018

Emma McCarthy, Amherst  
Hannah Fox, Amherst  
Kate Kerrigan, Bowdoin  
Madison Temple, Thomas More  
Katie Sommer, Wartburg

## 2019

Madison Temple, Thomas More  
Abby Kelly, Bowdoin  
Makenzie Mason, Scranton  
Hannah Spaulding, St. Thomas (MN)  
Shelby Rupp, Thomas More

## 2020

*The 2020 championship was canceled after the first two rounds due to the COVID-19 pandemic.*

## 2021

*The 2021 championship was canceled due to the COVID-19 pandemic.*

## 2022

Sydney Muller, Hope  
AnLing Vera, Amherst  
Ella McKinney, Hope  
Rachel Stewart, Trine  
Aleah Grundahl, Wis.-Whitewater

## 2023

Madison Kellione, Transylvania  
Gabbi San Diego, Chris. Newport  
Angelina Nardolillo, Rhode Island Col.  
Katelyn Pickunka, Smith  
Dasia Thornton, Transylvania

## INDIVIDUAL RECORDS

(Three-game minimum for tournament percentages and records)

### POINTS, GAME

50—Crystal Coleman, Bishop (90) vs. Concordia-M'head (86), 1986.

### POINTS, TOURNAMENT

162—Crystal Coleman, Bishop, 1986 (26 vs. Pomona-Pitzer, 50 vs. Concordia-M'head, 28 vs. William Penn, 39 vs. Capital, 19 vs. Salem St.).

*Note: In 2015, Sydney Moss, Thomas More, scored 197 points, but that record was vacated by the NCAA Committee on Infractions (40 vs. Greensboro, 43 vs. East. Mennonite, 37 vs. WashU, 35 vs. St. Thomas (MN), 23 vs. Tufts, 19 vs. George Fox).*

### FIELD GOALS, GAME

20—Crystal Coleman, Bishop (90) vs. Concordia-M'head (86), 1986.

### FIELD GOALS, TOURNAMENT

68—Crystal Coleman, Bishop, 1986 (12 vs. Pomona-Pitzer, 20 vs. Concordia-M'head, 10 vs. William Penn, 18 vs. Capital, 8 vs. Salem St.).

*Note: In 2015, Sydney Moss, Thomas More, had 70 field goals, but that record was vacated by the NCAA Committee on Infractions (13 vs. Greensboro, 18 vs. East. Mennonite, 13 vs. WashU, 11 vs. St. Thomas (MN), 9 vs. Tufts, 6 vs. George Fox).*

### HIGHEST FIELD-GOAL PERCENTAGE, GAME

(Minimum 10 made)

100%—Kelsey Duoss, Wis.-Stout (86) vs. Simpson (91), 2007 (10-10).

### THREE-POINT FIELD GOALS, GAME

9—Jessie Graham, Rochester (NY) (57) vs. Medaille (54), 2006; Celia Rader, King's (PA) (64) vs. Wm. Paterson (63), 2012.

8—Mady Burdett, Whitman (59) vs. East Tex. Baptist (65), March 2, 2018; Sydney Kopp, DePauw (78) vs. Loras (54), March 1, 2019.

7—Lauren Fischer, St. Thomas (MN) (98) vs. Wis.-Superior (56), March 3, 2017; Rachael Krauss, Montclair St. (81) vs. Westfield St. (73), March 3, 2017; Sandi Purcell, Keene St. (55) vs. Rochester (NY) (67), March 3, 2017; Tyler Stewart, UC Santa Cruz (74) vs. Puget Sound (93), March 3, 2017; Taylor Choate, Bowdoin (87) vs. Smith (78), March 2, 2019.

### THREE-POINT FIELD GOALS, TOURNAMENT

22—Stacy Leeds, WashU, 1994 [3 vs. Aurora, 5 vs. Maryville (TN), 4 vs. Millikin, 6 vs. Wis.-Eau Claire, 4 vs. Capital].

### HIGHEST THREE-POINT FIELD-GOAL PERCENTAGE, GAME

(Minimum five made)

100%—Laura Brennenman, Williams (80) vs. Salem St. (66), 1997 (5-5); Joanie Hammer, Ripon (69) vs. Wheaton (IL) (51), 2004 (5-5); Melissa Gardner, Ill. Wesleyan (87) vs. Thomas More (50), 2012 (7-7).

### HIGHEST THREE-POINT FIELD-GOAL PERCENTAGE, TOURNAMENT

(Minimum 10 made)

68.8%—Zoe Vernon, WashU, 2017 (11-16 in 4 games).

### FREE THROWS MADE, GAME

20—Meredith Eisenhut, St. Lawrence (64) vs. Bowdoin (51), 2002.

### FREE THROWS MADE, TOURNAMENT

59—Susan Heidt, St. John Fisher, 1990 (11 vs. Buffalo St., 13 vs. Hartwick, 11 vs. Scranton, 15 vs. Heidelberg, 9 vs. Hope).

### REBOUNDS, GAME

24—Kylene Culler, Ferrum (73) vs. Capital (70), March 7, 2014.

### REBOUNDS, TOURNAMENT

81—Sonya West, Hardin-Simmons, 2006 (16 vs. McMurry, 16 vs. Howard Payne, 9 vs. Pacific Lutheran, 18 vs. Randolph-Macon, 11 vs. Southern Me., 11 vs. Scranton).

## TEAM RECORDS

(Three-game minimum for tournament percentages and records)

### POINTS, GAME

120—Thomas More vs. John Carroll (86), March 8, 2014.

### FEWEST POINTS ALLOWED, GAME

12—Amherst (61) vs. Becker (12), March 2, 2018.

### POINTS, TOURNAMENT

499—Whitman, 2014 (106 vs. Chapman, 73 vs. Whitworth, 87 vs. Chris. Newport, 76 vs. Thomas More, 85 vs. Wis.-Whitewater, 72 vs. FDU-Florham).

### FIELD GOALS, GAME

44—Pitt.-Johnstown (101) vs. North Central (IL) (105), 1984; Rowan (95) vs. Mary Washington (60), 1998; Maryville (TN) (101) vs. Mary Baldwin (51), 2004; Kean (105) vs. Penn St.-Berks (68), 2010.

### FIELD GOALS, TOURNAMENT

183—Whitman, 2014 (39 vs. Chapman, 26 vs. Whitworth, 36 vs. Chris. Newport, 25 vs. Thomas More, 30 vs. Wis.-Whitewater, 27 vs. FDU-Florham).

### THREE-POINT FIELD GOALS, GAME

20—Smith (100) vs. SUNY Morrisville (50), March 3, 2023.

18—Westfield St. (80) vs. Mt. St. Mary (NY) (85), March 1, 2019.

16—St. Thomas (MN) (85) vs. Wartburg (56), March 9, 2019.

15—Ill. Wesleyan (77) vs. WashU (87), 2011; Wis.-Steven Point (84) vs. Simpson (88), 2013; Amherst (82) vs. Hartwick (61), March 8, 2014.

### THREE-POINT FIELD GOALS, TOURNAMENT

48—Ill. Wesleyan, 2011 (8 vs. Webster, 6 vs. Wis. Lutheran, 6 vs. Coe, 7 vs. George Fox, 15 vs. WashU, 6 vs. Chris. Newport).

44—Bowdoin, 2018 (11 vs. Husson, 4 vs. FDU-Florham, 10 vs. Scranton, 5 vs. Tufts, 10 vs. Wartburg, 4 vs. Amherst).

43—Bowdoin, 2019 (10 vs. Hunter, 10 vs. Smith, 7 vs. SUNY New Paltz, 5 vs. Ithaca, 4 vs. St. Thomas (MN), 7 vs. Thomas More).

### HIGHEST THREE-POINT FIELD-GOAL PERCENTAGE, GAME

(Minimum seven made)

88.9%—Southern Me. (77) vs. Clark (MA) (61), 2000 (8-9).

### HIGHEST THREE-POINT FIELD-GOAL PERCENTAGE, TOURNAMENT

(Minimum 15 made)

58.5%—Scranton, 1993 (24-41).

### FREE THROWS MADE, GAME

38—Hardin-Simmons (101) vs. Roanoke (76), 2000; La Verne (108) vs. Chapman (97) (OT), 2007.

### FREE THROWS MADE, TOURNAMENT

136—Capital, 1995 [14 vs. Wash. & Jeff., 14 vs. Waynesburg, 31 vs. Johns Hopkins, 30 vs. Wm. Paterson, 30 vs. St. Thomas (MN), 17 vs. Wis.-Oshkosh]

---

## **HIGHEST FREE-THROW PERCENTAGE, GAME**

*(Minimum 30 Made)*

96.9%—Saint Benedict (83) vs. St. Thomas (MN) (78), 1994 (31-32).

## **REBOUNDS, GAME**

69—North Central (IL) (85) vs. Gettysburg (74), 1984; Wis.-Whitewater (80) vs. Oglethorpe (67), 2008.

## **REBOUNDS, TOURNAMENT**

289—Wilmington (OH), 2004 [52 vs. Franklin, 43 vs. Albion, 55 vs. Thomas More, 48 vs. Puget Sound, 40 vs. Rochester (NY), 51 vs. Bowdoin].

## **PERSONAL FOULS, GAME**

36—Salem St. (69) vs. Wis.-Oshkosh (82), 1995.



# WON-LOST RECORDS IN TOURNAMENT PLAY

Team (Years Participated)	Yrs.	Won	Lost	Pct.	1st	2nd	3rd	4th
Adrian (1991-92)	2	1	2	.333	0	0	0	0
Albion (2004-05)	2	1	2	.333	0	0	0	0
Albright (2008-16-17-18-20)	5	3	5	.375	0	0	0	0
Allegheny (1984-85-86-87)	4	3	5	.375	0	0	0	0
Alma (1985-86-87-89-92-94-96-97)	8	11	7	.611	1	0	0	0
Alvernia (1996-97-98-2002-04-05)	6	4	6	.400	0	0	0	0
Amherst (2008-09-10-11-12-13-14-15-16-17-18-19-20-22)	14	53	13	.803	3	0	2	3
Anderson (IN) (2002)	1	0	1	.000	0	0	0	0
Augustana (IL) (1982-83-87-89-90-91-93)	7	5	7	.417	0	0	0	0
Aurora (1994-95-2002-04)	4	3	4	.429	0	0	0	0
Austin (1998-99-2020)	3	3	3	.500	0	0	0	0
Babson (1993-94-99-2009-10-11-12-13-15-17-22-23)	12	16	12	.571	0	0	0	0
Baldwin Wallace (1996-97-98-99-2000-01-03-05-06-08-09-14-15-19-20-22-23)	17	18	16	.529	0	0	0	0
#Baruch (2008-09-10-11-12-13-14-15)	8	2	8	.200	0	0	0	0
Bates (1997-98-99-2000-05-06-22)	7	3	7	.300	0	0	0	0
Becker (2008-18)	2	0	2	.000	0	0	0	0
Beloit (1995-96-97-98)	4	1	4	.200	0	0	0	0
Benedictine (IL) (2002-20)	2	0	2	.000	0	0	0	0
Berea (2020-23)	2	0	2	.000	0	0	0	0
Bethany (WV) (1997-2000-01-02-04)	5	1	5	.167	0	0	0	0
Bethany Lutheran (2019-20)	2	1	2	.333	0	0	0	0
Bethel (MN) (1994-95-96-97-2015-20)	6	4	6	.400	0	0	0	0
Binghamton (1995-96-97-98)	4	0	4	.000	0	0	0	0
Birmingham-So. (2016)	1	1	1	.500	0	0	0	0
Bishop (1983-84-86-87)	4	7	5	.583	0	1	0	0
Blackburn (1997)	1	0	1	.000	0	0	0	0
Bluffton (2016)	1	0	1	.000	0	0	0	0
Boston St. (1982)	1	0	1	.000	0	0	0	0
Bowdoin (1999-2001-02-03-04-05-06-07-08-09-10-11-12-14-15-16-17-18-19-20)	20	43	19	.694	0	3	0	0
Brandeis (2006-07-08-09)	4	6	4	.600	0	0	0	0
Bridgewater (VA) (1997-98-99-2006-08)	5	4	5	.444	0	0	0	0
Bridgewater St. (1983-84-85-86-2008-11-12-13-14-15-23)	11	2	13	.133	0	0	0	0
Brooklyn (2018-20-22-23)	4	1	4	.200	0	0	0	0
Buena Vista (1983-85-90-95-96-97-2004-05)	8	5	10	.333	0	0	0	0
Buffalo St. (1984-85-86-87-88-90-91-93-94-95-2002)	11	3	14	.176	0	0	0	0
Cabrini (1995-96-97-99-2008-09-13-14-15-16-18)	11	2	11	.154	0	0	0	0
Cal Lutheran (1995-98-99-2000-05-06-12-13)	8	1	8	.111	0	0	0	0
Cal St. San B'dino (1988-90)	2	1	3	.250	0	0	0	0
Calvin (1988-91-93-96-97-98-99-2000-05-06-07-10-11-12-13-15-17)	17	21	17	.553	0	0	0	0
Capital (1985-86-87-91-92-93-94-95-96-97-99-2000-06-09-14)	15	31	14	.689	2	1	2	0
Carleton (2001-02-03-04-08)	5	2	5	.286	0	0	0	0
Carnegie Mellon (1989-91-2016)	3	3	3	.500	0	0	0	0
Carroll (WI) (1984-85-86-2006-07)	5	2	8	.200	0	0	0	0
Carthage (1996-2010-12-13-14)	5	8	5	.615	0	0	0	0
Castleton (2009-12-14-15)	4	2	4	.333	0	0	0	0
Catholic (2012-13-15-17-22)	5	1	5	.167	0	0	0	0
CCNY (1996)	1	0	1	.000	0	0	0	0
Centenary (NJ) (2000)	1	0	1	.000	0	0	0	0
Central (IA) (1983-93-94-95-98)	5	9	4	.692	1	0	0	0
Centre (1987-88-89-90-91-2001-12)	7	13	8	.619	0	0	1	1
Chapman (1997-2001-02-03-04-05-06-07-08-09-11-14-18)	13	7	13	.350	0	0	0	0
Chestnut Hill (2005)	1	0	1	.000	0	0	0	0
Chris. Newport (1982-86-92-93-95-97-98-2001-02-04-07-09-10-11-13-14-16-17-18-19-20-22-23)	23	36	23	.610	0	1	2	0
Claremont-M-S (1995-96-2001-04-14-15-16-17)	8	4	8	.333	0	0	0	0
Clark (MA) (1982-83-87-89-92-95-97-98-2000-04)	10	10	13	.435	0	0	0	2
Clarks Summit (2022)	1	0	1	.000	0	0	0	0
Clarkson (1989-2016)	2	3	3	.500	0	0	0	1
CMSV (2015)	1	0	1	.000	0	0	0	0
Coe (2011-12)	2	3	2	.600	0	0	0	0
Colby (2010-11)	2	2	2	.500	0	0	0	0
Colby-Sawyer (1997-98-99-2005-06-08-13)	7	1	7	.125	0	0	0	0
Colorado Col. (1990)	1	0	2	.000	0	0	0	0

Team (Years Participated)	Yrs.	Won	Lost	Pct.	1st	2nd	3rd	4th
Columbia (1986)	1	1	1	.500	0	0	0	0
Concordia (TX) (2012)	1	0	1	.000	0	0	0	0
Concordia Wisconsin (2007-09)	2	1	2	.333	0	0	0	0
Concordia-M'head (1983-84-85-86-87-88-89-90-91-92-93-94-95-96-2006-09-11-13-14)	19	20	19	.513	1	1	0	0
Cornell College (2013-18)	2	1	2	.333	0	0	0	0
Cortland (1988-92-99-2000-01-04-06-07-09-10-20-22-23)	13	8	14	.364	0	0	0	0
CWRU (2002)	1	1	1	.500	0	0	0	0
D'Youville (2008)	1	0	1	.000	0	0	0	0
Daniel Webster (2011)	1	0	1	.000	0	0	0	0
Defiance (1994-95-96-97-99-2001)	6	10	6	.625	0	0	0	0
#Denison (1994-2005-06-07-08-10-16)	7	2	7	.222	0	0	0	0
DePauw (1996-98-99-2002-04-05-06-07-08-09-10-11-12-13-14-15-16-17-18-19-20-22)	22	34	20	.630	2	0	1	0
DeSales (1989-90-96-97-98-2000-03-08-09-10-11-17-19-20-22-23)	16	9	16	.360	0	0	0	0
Dickinson (2005-07)	2	0	2	.000	0	0	0	0
East Tex. Baptist (2018-22)	2	4	2	.667	0	0	0	0
East. Mennonite (2004-13-14-15)	4	2	4	.333	0	0	0	0
Eastern (2015)	1	0	1	.000	0	0	0	0
Eastern Conn. St. (1983-84-86-90-91-92-96-2001-02-03-08-09-11-15-16-17-19-20-23)	19	20	21	.488	0	1	1	1
Eastern Nazarene (2000)	1	1	1	.500	0	0	0	0
Edgewood (2005-20)	2	0	2	.000	0	0	0	0
Elizabethtown (1982-83-84-86-87-88-89-94-95-96-97-99-2001-22-23)	15	25	13	.658	2	2	0	0
Elmhurst (1986)	1	1	1	.500	0	0	0	0
Elmira (1998-99)	2	2	2	.500	0	0	0	0
Elms (2012)	1	0	1	.000	0	0	0	0
Emmanuel (MA) (1986-87-88-92-96-97-2001-02-03-04-05-07-08-09-10-11-12-13-19-20-22)	21	17	22	.436	0	0	0	1
Emory (1995-97-2013-19-23)	5	6	5	.545	0	0	0	0
Emory & Henry (2018)	1	1	1	.500	0	0	0	0
Endicott (2020)	1	1	1	.500	0	0	0	0
Eureka (2017)	1	0	1	.000	0	0	0	0
Farmingdale St. (2003-10-13)	3	0	3	.000	0	0	0	0
FDU-Florham (2013-14-15-16-17-18)	6	11	5	.688	1	0	0	0
Ferrum (1995-2012-13-14)	4	1	4	.200	0	0	0	0
Fitchburg St. (2007)	1	1	1	.500	0	0	0	0
Fontbonne (2000-01-03-10)	4	2	4	.333	0	0	0	0
Framingham St. (2020-22)	2	0	2	.000	0	0	0	0
Franklin (1994-95-2004-05-06-10-12)	7	1	7	.125	0	0	0	0
Franklin & Marshall (1988-89-90-91)	4	2	6	.250	0	0	0	0
Frostburg St. (1982-83-85-91-97-2005)	6	2	7	.222	0	0	0	0
Gallaudet (1997-99-2011)	3	2	3	.400	0	0	0	0
George Fox (2000-01-05-07-08-09-10-11-12-14-15-16-17-18-19-20)	16	34	14	.708	1	2	0	0
Gettysburg (1984-85-95-2010-13-18-19-20-22-23)	10	6	11	.353	0	0	0	0
Goucher (1996)	1	0	1	.000	0	0	0	0
Greensboro (1997-2005-06-08-09-11-15-23)	8	4	8	.333	0	0	0	0
Greenville (2016-19)	2	0	2	.000	0	0	0	0
Grove City (1982-83-2020)	3	1	3	.250	0	0	0	0
Guilford (2001-02-12-13-16-17)	6	3	6	.333	0	0	0	0
Gust. Adolphus (1991-95-2003-07-08-17-18-22-23)	9	4	9	.308	0	0	0	0
Gwynedd Mercy (1999-2000-01-03-04-06-07-12-17)	9	4	9	.308	0	0	0	0
Hamilton (2007)	1	1	1	.500	0	0	0	0
Hanover (1997-2011-13-15)	4	0	4	.000	0	0	0	0
Hardin-Simmons (1999-2000-01-02-03-04-06-22-23)	9	13	10	.565	0	0	0	1
Hartwick (1983-90-91-95-96-97-99-2012-14-19)	10	4	10	.286	0	0	0	0
Haverford (2014-18-19-20)	4	2	4	.333	0	0	0	0
Heidelberg (1990)	1	4	1	.800	0	0	1	0
Hendrix (1996-97-2000-17)	4	2	4	.333	0	0	0	0
Hilbert (2018-19)	2	0	2	.000	0	0	0	0
Hood (2002-03-06)	3	0	3	.000	0	0	0	0
Hope (1990-95-98-99-2001-02-03-06-07-08-09-10-11-13-14-15-16-17-18-19-20-22-23)	23	48	19	.716	3	1	0	0
Howard Payne (2005-06-07-08-09-11)	6	8	5	.615	1	0	0	0
Hunter (1999-2002-03-04-19)	5	0	5	.000	0	0	0	0
Huntingdon (2013)	1	1	1	.500	0	0	0	0
Husson (2004-10-11-16-17-18-19-20)	8	1	8	.111	0	0	0	0
Ill. Wesleyan (1995-96-2003-07-08-09-10-11-12-17-18-19-20-22)	14	20	14	.588	1	0	0	1

Team (Years Participated)	Yrs.	Won	Lost	Pct.	1st	2nd	3rd	4th
Immaculata (2022)	1	0	1	.000	0	0	0	0
Ithaca (1997-2001-02-03-04-05-07-10-12-13-14-15-17-18-19-20-22-23)	18	20	18	.526	0	0	0	0
John Carroll (2014-15-19-22)	4	2	4	.333	0	0	0	0
Johns Hopkins (1995-96-97-98-99-2000-03-04-11-12-19-22-23)	13	14	13	.519	0	0	0	0
Juniata (1986-2008-11-12-18)	5	4	5	.444	0	0	0	0
JWU (Providence) (2015-16)	2	0	2	.000	0	0	0	0
#Kean (1983-84-85-86-87-88-89-90-91-2002-07-08-09-10-12)	15	21	18	.538	0	0	0	1
Keene St. (2007-17)	2	1	2	.333	0	0	0	0
Kenyon (1997-2000)	2	0	2	.000	0	0	0	0
Keuka (2007-09-11-12-18)	5	0	5	.000	0	0	0	0
Keystone (2020)	1	0	1	.000	0	0	0	0
King's (PA) (2000-01-02-03-12)	5	7	5	.583	0	0	0	0
Knox (2023)	1	0	1	.000	0	0	0	0
Knoxville (1983-84)	2	5	2	.714	0	0	1	0
La Roche (2011-12-13-14-15-16-17-20-22-23)	10	0	10	.000	0	0	0	0
La Verne (1996-2003-07-08)	4	0	4	.000	0	0	0	0
Lake Forest (1994-2000-01-02-07)	5	1	5	.167	0	0	0	0
Lakeland (1999-2001-02-04-06-10-17)	7	1	7	.125	0	0	0	0
Lancaster Bible (2013)	1	0	1	.000	0	0	0	0
Lawrence (1999)	1	0	1	.000	0	0	0	0
Lebanon Valley (2010-11-12-13-14)	5	6	5	.545	0	0	0	0
Lehman (2007-16)	2	0	2	.000	0	0	0	0
LeMoyne-Owen (1985)	1	1	1	.500	0	0	0	0
Lewis & Clark (2011-12-13)	3	2	3	.400	0	0	0	0
Linfield (2000)	1	0	1	.000	0	0	0	0
Loras (2003-14-16-19-20-23)	6	3	5	.375	0	0	0	0
Louisiana Col. (2010-11-12-13)	4	1	4	.200	0	0	0	0
Luther (1988-89-91-92-95-96-97-98-2007-15)	10	13	10	.565	0	0	1	0
Lycoming (1988-97)	2	1	2	.333	0	0	0	0
Lynchburg (2016-17)	2	1	2	.333	0	0	0	0
MacMurray (1996)	1	0	1	.000	0	0	0	0
Maine Maritime (2005-06-07-23)	4	0	4	.000	0	0	0	0
Manchester (1995-2006-07-08)	4	0	4	.000	0	0	0	0
Manhattanville (1982)	1	0	1	.000	0	0	0	0
Marietta (2018-22-23)	3	3	3	.500	0	0	0	0
Martin Luther (2012)	1	0	1	.000	0	0	0	0
Mary Baldwin (2004)	1	0	1	.000	0	0	0	0
Mary Hardin-Baylor (2019-20-22)	3	6	2	.750	0	0	0	0
Mary Washington (1994-98-2005-06-07-08-09-10-12-16-17-23)	12	18	12	.600	0	0	1	0
Marymount (VA) (1990-91-92-93-94-95-96-97-2001-02-03-04-06-08-09-10-13-16-17-18-20-23)	22	23	24	.489	0	0	0	0
Maryville (MO) (2004-06-07-08-09)	5	1	5	.167	0	0	0	0
Maryville (TN) (1989-90-91-92-93-94-95-96-2000-01-02-03-04-05-06-09-10-12-13-14-15-16)	22	17	22	.436	0	0	0	0
Marywood (1987)	1	0	2	.000	0	0	0	0
McDaniel (2002-04-05-07-10-15)	6	3	6	.333	0	0	0	0
MCLA (2010)	1	0	1	.000	0	0	0	0
McMurry (2000-06-07-08)	4	3	4	.429	0	0	0	0
Me.-Farmington (2006-07)	2	0	2	.000	0	0	0	0
Medaille (2006-07-08-10-11)	5	3	5	.375	0	0	0	0
Merchant Marine (2019-20-23)	3	0	3	.000	0	0	0	0
Meredith (2001-03)	2	0	2	.000	0	0	0	0
Messiah (1996-2000-01-02-03-04-05-06-07-08-09-10-11-12-13-14-17-18-19-20-22-23)	22	31	21	.596	0	2	0	0
Methodist (2002-03)	2	0	2	.000	0	0	0	0
Middlebury (1995-96-98-2019)	4	2	4	.333	0	0	0	0
Millikin (1982-84-85-89-94-95-96-97-98-2000-01-02-04-05-22-23)	16	25	16	.610	1	0	1	0
Millsaps (1995-96)	2	1	2	.333	0	0	0	0
Minn.-Morris (1983-2010-11-15)	4	2	4	.333	0	0	0	0
Misericordia (2012)	1	0	1	.000	0	0	0	0
Mississippi Col. (2009)	1	0	1	.000	0	0	0	0
MIT (2018-19)	2	0	2	.000	0	0	0	0
Mitchell (2022-23)	2	0	2	.000	0	0	0	0
Monmouth (IL) (2012-20)	2	0	2	.000	0	0	0	0
Montclair St. (1989-90-95-2013-14-15-16-17-18-20)	10	17	10	.630	0	0	1	0
Moravian (1986-90-91-92-93-2006-09-10-14-16)	10	8	11	.421	0	1	0	0
Mount Holyoke (2007)	1	0	1	.000	0	0	0	0
Mount Union (1995-96-98-2010-11-12-16)	7	16	7	.696	0	1	1	0

Team (Years Participated)	Yrs.	Won	Lost	Pct.	1st	2nd	3rd	4th
Mt. St. Joseph (2003)	1	0	1	.000	0	0	0	0
Mt. St. Mary (NY) (2000-01-02-03-04-05-06-07-08-09-10-11-12-19-22)	15	7	15	.318	0	0	0	0
Muhlenberg (1997-98-2006-08-09-10-11-12-15-16-17)	11	9	11	.450	0	0	0	0
Muskingum (1984-85-89-91-92-93-96)	7	10	7	.588	0	1	0	0
N.C. Wesleyan (1994-99)	2	2	2	.500	0	0	0	0
Nazareth (1988-89-90-96-97-98)	6	2	7	.222	0	0	0	0
Neb. Wesleyan (2001)	1	1	1	.500	0	0	0	0
Neumann (2010-11)	2	0	2	.000	0	0	0	0
New England Col. (2019-20)	2	0	2	.000	0	0	0	0
New Jersey City (2022)	1	0	1	.000	0	0	0	0
New Rochelle (1983-84-85)	3	7	3	.700	0	1	0	0
North Central (IL) (1983-84-2015)	3	8	3	.727	1	0	0	1
North Central (MN) (2022)	1	0	1	.000	0	0	0	0
North Park (1988)	1	0	2	.000	0	0	0	0
Northland (2010)	1	0	1	.000	0	0	0	0
Northwestern-St. Paul (2014-23)	2	0	2	.000	0	0	0	0
Norwich (2000-06-07)	3	1	3	.250	0	0	0	0
Notre Dame (MD) (2007-23)	2	0	2	.000	0	0	0	0
NYU (1986-87-89-91-93-94-95-96-97-98-99-2001-04-06-07-09-14-15-16-20-22-23)	22	37	24	.607	1	0	0	2
Oberlin (2018)	1	0	1	.000	0	0	0	0
Occidental (2009-11)	2	0	2	.000	0	0	0	0
Oglethorpe (2006-07-08-09-18-19-20)	7	9	7	.563	0	0	0	1
Ohio Northern (1984-86-87-88-89-2013-14-16-17-23)	10	11	12	.478	0	0	0	0
Ohio Wesleyan (1992-95-99-2001-02-09-23)	7	7	7	.500	0	0	1	0
Old Westbury (2018)	1	0	1	.000	0	0	0	0
Oswego St. (2005-06)	2	0	2	.000	0	0	0	0
Otterbein (2013)	1	0	1	.000	0	0	0	0
Pacific Lutheran (1999-2000-02-03-06)	5	9	5	.643	0	0	0	0
Penn St.-Abington (2015)	1	0	1	.000	0	0	0	0
Penn St.-Behrend (1994-2001-04)	3	1	3	.250	0	0	0	0
Penn St.-Berks (2010)	1	0	1	.000	0	0	0	0
Piedmont (2007-08-11-17-18-19)	6	0	6	.000	0	0	0	0
Pine Manor (2015)	1	0	1	.000	0	0	0	0
Pitt.-Greensburg (2003-04-09)	3	1	3	.250	0	0	0	0
Pitt.-Johnstown (1983-84-85)	3	4	3	.571	0	0	0	0
Plattsburgh St. (2014)	1	1	1	.500	0	0	0	0
Plymouth St. (1995)	1	0	1	.000	0	0	0	0
Pomona-Pitzer (1982-83-84-85-86-87-94-96-97-2002-19)	11	7	13	.350	0	0	1	0
Puget Sound (2004-06-07-08-10-15-17)	7	10	7	.588	0	0	0	0
Randolph-Macon (1996-98-99-2003-05-06-07-09-11-14-18-20)	12	15	12	.556	0	1	0	0
Redlands (2010-20-23)	3	1	3	.250	0	0	0	0
Regis (MA) (1996-2013-14-15-16-17)	6	0	6	.000	0	0	0	0
Rensselaer (2001-10)	2	0	2	.000	0	0	0	0
Rhode Island Col. (1983-85-2012-14-22-23)	6	7	6	.538	0	0	1	0
Rhodes (2013-14-15-19-22-23)	6	2	6	.250	0	0	0	0
Ripon (1996-2004-05-09-19-22)	6	2	6	.250	0	0	0	0
RIT (2017-18-19)	3	2	3	.400	0	0	0	0
Roanoke (1990-91-92-93-94-95-96-97-98-2000-10)	11	7	11	.389	0	0	0	0
Rochester (NY) (1984-85-87-2003-04-06-07-08-09-10-11-13-16-17-18)	15	30	18	.625	0	0	1	2
Rockford (1987-2001-03-05-06)	5	1	5	.167	0	0	0	0
Roger Williams (2014-18-22-23)	4	0	4	.000	0	0	0	0
Rose-Hulman (2017-18)	2	0	2	.000	0	0	0	0
Rosemont (2019)	1	0	1	.000	0	0	0	0
Rowan (1988-92-93-94-96-97-98-99-2000-16-20-23)	12	13	14	.481	0	0	0	1
Russell Sage (2014-17)	2	0	2	.000	0	0	0	0
Rust (1983-84-85-86-87-88)	6	13	7	.650	1	0	0	1
Rutgers-Camden (2003)	1	1	1	.500	0	0	0	0
Rutgers-Newark (2019)	1	0	1	.000	0	0	0	0
Saint Benedict (1989-90-91-92-93-94-95-96-97-98-99-2002-05-06-07-09-18)	17	19	20	.487	0	1	0	1
Saint Mary's (MN) (1985-86-2014)	3	2	3	.400	0	0	0	0
Saint Vincent (2011-12-19-23)	4	0	4	.000	0	0	0	0
Salem (NC) (2014)	1	0	1	.000	0	0	0	0
Salem St. (1983-84-85-86-87-88-89-90-91-93-94-95-96-97-98-99-2000-01-02-03-04-05-06-08)	24	29	26	.527	1	0	2	1
Salisbury (1995-96-2000-01-02-15-22)	7	6	7	.462	0	0	0	0
Salve Regina (2002-03-04-07-09-11-12)	7	1	7	.125	0	0	0	0
SCAD (1997-2002)	2	0	2	.000	0	0	0	0

Team (Years Participated)	Yrs.	Won	Lost	Pct.	1st	2nd	3rd	4th
Scranton (1982-83-84-85-86-87-90-92-93-94-95-96-97-98-99-2000-02-03-04-05-06-07-08-09-10-13-14-15-16-17-18-19-20-22-23)	35	69	38	.645	1	0	4	4
Shenandoah (1996-2000-19-22)	4	0	4	.000	0	0	0	0
Simpson (1983-85-99-2000-05-06-07-08-09-10-11-12-13-22)	14	12	14	.462	0	0	0	0
Skidmore (2015-18-23)	3	1	3	.250	0	0	0	0
Smith (2013-19-20-22-23)	5	10	4	.714	0	0	1	0
Southern Me. (1986-87-88-89-90-91-92-93-95-96-97-98-99-2000-01-02-03-04-05-06-07-08-09-10-12-13)	26	44	27	.620	0	3	1	1
Southern Va. (2022)	1	1	1	.500	0	0	0	0
Southwestern (TX) (1998-2015)	2	0	2	.000	0	0	0	0
Spalding (2014-15)	2	0	2	.000	0	0	0	0
Spring Garden (1987)	1	1	1	.500	0	0	0	0
Springfield (2001-02-03-05-06-14-22)	7	7	7	.500	0	0	0	0
St. Andrews (1982)	1	0	1	.000	0	0	0	0
St. John Fisher (1987-88-89-90-91-92-93-94-95-96-97-2000-03-06-15-16-20-22-23)	19	21	20	.512	0	2	0	0
St. Joseph's (Brkln) (2012)	1	0	1	.000	0	0	0	0
St. Joseph's (ME) (2014-16-17-18-19-23)	6	2	6	.250	0	0	0	0
St. Lawrence (1983-99-2000-01-02-03-07-08-09-13)	10	8	11	.421	0	1	0	0
St. Mary's (MD) (1998-99)	2	0	2	.000	0	0	0	0
St. Norbert (1983-85-86-87-88-89-2003-08-10-11-14-15-16-17-23)	15	9	19	.321	0	0	0	1
St. Olaf (1992)	1	0	1	.000	0	0	0	0
St. Scholastica (2013)	1	0	1	.000	0	0	0	0
St. Thomas (MN) (1984-87-88-89-90-91-92-93-94-95-96-97-98-99-2000-01-08-10-12-13-14-15-16-17-18-19)	26	55	26	.679	1	0	6	0
Stanislaus St. (1985-87-88-89)	4	6	5	.545	0	1	0	0
Staten Island (1997-2000-01-05-17)	5	0	5	.000	0	0	0	0
Stevens (2009-11-15-18-23)	5	1	5	.167	0	0	0	0
Stevenson (2015)	1	1	1	.500	0	0	0	0
Stockton (1984-2000-05-06-11-15-16)	7	4	7	.364	0	0	0	0
Stony Brook (1987-89)	2	2	2	.500	0	0	0	0
SUNY Brockport (1995-2003-05-08-09)	5	1	5	.167	0	0	0	0
SUNY Geneseo (1993-94-95-96-97-2011-15-16-17-18-19)	11	14	11	.560	0	0	0	0
SUNY Morrisville (2022-23)	2	0	2	.000	0	0	0	0
SUNY New Paltz (2013-16-17-19-20-22-23)	7	6	7	.462	0	0	0	0
SUNY Oneonta (1998-2001-12)	3	0	3	.000	0	0	0	0
SUNY Poly (2016-17-19-20-22)	5	1	5	.167	0	0	0	0
Susquehanna (1982-83-84-85-86-91-92-93-99)	9	4	11	.267	0	0	0	0
Swarthmore (2001)	1	1	1	.500	0	0	0	0
TCNJ (1982-83-84-88-97-98-99-2001-04-06-08-09-18)	13	17	13	.567	0	0	1	0
Texas Lutheran (2014-19)	2	0	2	.000	0	0	0	0
Texas-Dallas (2013-15-17-18-19-20-23)	7	5	7	.417	0	0	0	0
Thiel (1988)	1	0	2	.000	0	0	0	0
#Thomas More (1997-2001-02-04-07-08-09-10-11-12-13-14-16-17-18-19)	16	31	14	.725	2	0	1	0
Transylvania (2007-09-14-15-19-20-22-23)	8	13	7	.650	1	0	0	0
Trine (2017-18-19-20-22-23)	6	12	5	.706	0	0	1	0
Trinity (CT) (1995-97-2023)	3	4	3	.571	0	0	0	0
Trinity (TX) (1995-96-2003-05-06-08-13-16-17-18-20-22-23)	13	14	12	.538	1	0	0	0
Tufts (2008-09-10-12-13-14-15-16-17-18-19-20-22-23)	14	40	15	.727	0	2	0	2
U New England (2001-10-12-13-14-15-16-17-18)	9	3	9	.250	0	0	0	0
UAlbany (1986-92)	2	3	2	.600	0	0	0	0
UC San Diego (1995-96-97-98-2000)	5	3	5	.375	0	0	0	0
UC Santa Cruz (2016-17)	2	0	2	.000	0	0	0	0
UChicago (1995-2008-10-11-12-17-18-19-20-23)	10	12	10	.545	0	0	0	0
UMass Boston (2018)	1	0	1	.000	0	0	0	0
UMass Dartmouth (2017)	1	3	1	.750	0	0	0	0
UNC Greensboro (1982-83-84-85-86-87-88)	7	12	7	.632	0	1	1	0
Union (NY) (2004)	1	1	1	.500	0	0	0	0
Upsala (1994)	1	2	1	.667	0	0	0	0
Ursinus (1995-2007)	2	0	2	.000	0	0	0	0
UT Tyler (2014-15-16)	3	6	3	.667	0	0	0	0
Utica (2008-10)	2	1	2	.333	0	0	0	0
UW-River Falls (1988-89-95-2012-16)	5	2	6	.250	0	0	0	0
Va. Wesleyan (1984-86-88-89-2015)	5	1	8	.111	0	0	0	0
Valley Forge (2018)	1	0	1	.000	0	0	0	0
Vassar (2011-12-14-19)	4	1	4	.200	0	0	0	0
Wartburg (1989-90-91-92-93-94-99-2001-02-16-17-18-19-20-22-23)	16	23	16	.590	0	0	2	0
Wash. & Jeff. (1995-98-2003-05-06-09-10-22)	8	0	8	.000	0	0	0	0

Team (Years Participated)	Yrs.	Won	Lost	Pct.	1st	2nd	3rd	4th
Wash. & Lee (2010-22-23)	3	0	3	.000	0	0	0	0
WashU (1988-90-91-92-93-94-95-96-97-98-99-2000-01-02-03-04-05-06-07-08-09-10-11-12-13-14-15-16-17-18-19-23)	32	75	29	.721	5	4	0	1
Waynesburg (1993-95)	2	1	2	.333	0	0	0	0
Webster (2002-05-11-18-20-22-23)	7	2	7	.222	0	0	0	0
Wellesley (2000)	1	0	1	.000	0	0	0	0
Wells (2014)	1	0	1	.000	0	0	0	0
Wesleyan (CT) (2005-06)	2	2	2	.500	0	0	0	0
Western Conn. St. (1985-88-89-90-91-92-93-94-97-98-2009-10-11)	13	7	15	.318	0	0	0	0
Western New Eng. (2019-20)	2	0	2	.000	0	0	0	0
Westfield St. (1995-96-2009-16-17-18-19)	7	0	7	.000	0	0	0	0
Westminster (MO) (2012-13)	2	0	2	.000	0	0	0	0
Westminster (PA) (2005-07)	2	1	2	.333	0	0	0	0
Wheaton (IL) (1996-97-98-99-2004-06-07-13-15-16-17-18-19-20)	14	6	14	.300	0	0	0	0
Wheaton (MA) (1994-95-2008)	3	5	4	.556	0	0	0	1
Whitman (2013-14-17-18-20-22-23)	7	15	6	.714	0	1	0	0
Whittier (2022)	1	0	1	.000	0	0	0	0
Whitworth (2000-13-14)	3	1	3	.250	0	0	0	0
Widener (1982-2004-09-13-20)	5	3	5	.375	0	0	0	0
William Peace (2020)	1	0	1	.000	0	0	0	0
William Penn (1984-85-86-87-88)	5	6	6	.500	0	0	0	0
William Smith (1992-94-95-96-97-98-99-2000-05-06-08)	11	15	11	.577	0	0	0	0
Williams (1997-99-2006-07-10-11-13-14-15-20)	10	14	9	.609	0	0	1	0
Wilmington (OH) (2000-02-03-04-07-08)	6	11	5	.688	1	0	0	0
Wis. Lutheran (2000-03-11-12-13-14-15-16-18-19-22)	11	3	11	.214	0	0	0	0
Wis.-Eau Claire (1989-90-92-93-94-95-96-97-98-99-2000-01-03-08-09-12-22-23)	18	34	18	.654	0	1	2	0
Wis.-La Crosse (1983-84-88-2011-20)	5	5	5	.500	0	0	0	0
Wis.-Oshkosh (1990-91-92-94-95-96-97-98-99-2000-14-15-16-17-19-20-22-23)	18	35	16	.686	1	1	0	0
Wis.-Stevens Point (1987-91-2002-04-08-09-10-11-12-13-16)	11	24	10	.706	2	0	0	1
Wis.-Stout (1992-93-94-96-97-2002-05-06-07)	9	5	9	.357	0	0	0	0
Wis.-Superior (2016-17-18)	3	0	3	.000	0	0	0	0
Wis.-Whitewater (1983-84-85-86-87-93-95-2008-09-10-11-12-13-14-16-17-18-19-20-22-23)	21	34	21	.618	0	2	2	0
Wittenberg (1990-93-94-95-96-98-2003-04-15-22)	10	4	10	.286	0	0	0	0
Wm. Paterson (1993-94-95-97-98-2007-08-10-11-12-13)	11	12	11	.522	0	0	0	0
Wooster (1983-85)	2	0	4	.000	0	0	0	0
WPI (1984-96-2016)	3	2	3	.400	0	0	0	0
York (PA) (2009-11-12-14)	4	5	4	.556	0	0	0	0

# Baruch's participation in the 2006 championship, Kean's participation in the 2011 championship, Denison's participation in the 2011 championship and Thomas More's participation in the 2015 championship vacated by the NCAA Committee on Infractions.

A third-place game was played until 2015. Starting with the 2016 tournament, the two teams that lose in the national semifinals are both credited with third place.

A regional third place game was played from 1983-90.

# CHAMPIONSHIP COACHING RECORDS

## CHAMPIONSHIPS WON

No.	Coach, School(s)	Seasons
5	Nancy Fahey, WashU	1998-99-2000-01-10
3	G.P. Gromacki, Amherst	2011-17-18
2	Jeff Hans, Thomas More	2016-19
2	Kris Huffman, DePauw	2007-13
2	Dixie Jeffers, Capital	1994-95
2	Yvonne Kauffman, Elizabethtown	1982-89
2	Brian Morehouse, Hope	2006-22

## NATIONAL CHAMPIONSHIP GAME APPEARANCES

No.	Coach, School	Seasons	W-L Record
9	Nancy Fahey, WashU	1994-98-99-2000-01-07-09-10-11	5-4
4	Yvonne Kauffman, Elizabethtown	1982-83-84-89	2-2
3	Gary Fifield, Southern Me.	1998-2000-06	0-3
3	G.P. Gromacki, Amherst	2011-17-18	3-0
3	Dixie Jeffers, Capital	1993-94-95	2-1
3	Brian Morehouse, Hope	2006-10-22	2-1
2	Kathi Bennett, Wis.-Oshkosh	1995-96	1-1
2	Carla Berube, Tufts	2016-17	0-2
2	Keri Carollo, Wis.-Whitewater	2013-22	0-2
2	Jeff Hans, Thomas More	2016-19	2-0
2	Kris Huffman, DePauw	2007-13	2-0
2	Phillip Kahler, St. John Fisher	1988-90	0-2
2	Michael Meek, George Fox	2012-15	0-2
2	Michael Miller, Messiah	2001-08	0-2
2	Adrienne Shibles, Bowdoin	2018-19	0-2

## TOURNAMENT APPEARANCES

No.	Coach, School(s)
29	Nancy Fahey, WashU
26	Michael Strong, Scranton
24	Tim Shea, Salem St.
23	Gary Fifield, Southern Me.
22	Kris Huffman, DePauw
22	Michael Miller, Messiah
21	Andy Yosinoff, Emmanuel (MA)
21	Brian Morehouse, Hope
20	G.P. Gromacki, St. Lawrence/Hamilton/Amherst
17	Dan Raymond, Ithaca
17	Michael Durbin, Saint Benedict
16	Bill Finney, Mary Washington
16	Cheri Harrer, Baldwin Wallace
15	Keri Carollo, Wis.-Whitewater
14	Phillip Kahler, St. John Fisher
14	Jim Scheible, Elmira/Rochester (NY)
14	Connie Tilley, St. Norbert
13	Dixie Jeffers, Capital
13	Yvonne Kauffman, Elizabethtown
13	J. Randall Ognibene, Mt. St. Mary (NY)

## No. Coach, School(s)

13	Janice Quinn, NYU
13	Ted Rivero, St. Thomas (MN)

## CONSECUTIVE TOURNAMENT APPEARANCES

No.	Coach, School(s)	Seasons
28	Nancy Fahey, WashU	1990-2017
18	Kris Huffman, DePauw	2004-20, 22
15	Gary Fifield, Southern Me.	1995-2010
15	G.P. Gromacki, Hamilton/Amherst	2007-20, 22
15	Michael Miller, Messiah	2000-14
14	Tim Shea, Salem St.	1993-2006
13	J. Randall Ognibene, Mt. St. Mary (NY)	2000-12
13	Ted Rivero, St. Thomas (MN)	1987-99
11	Michael Durbin, Saint Benedict	1989-99
11	Phillip Kahler, St. John Fisher	1987-97
10	Brian Morehouse, Hope	2013-20, 22-23
9	Susan Dunagan, Roanoke	1990-98
9	Brian Niemuth, Simpson	2005-13
9	Tim Shea, Salem St.	1983-91
9	Lisa Stone, Wis.-Eau Claire	1992-2000
9	Michael Strong, Scranton	2002-10
8	Carla Berube, Tufts	2012-19
8	Bill Finney, Mary Washington	1990-97
8	Stefanie Pemper, Bowdoin	2001-08
8	Ruth Sinn, St. Thomas (MN)	2012-19
8	Michael Strong, Scranton	1992-2000

## TOURNAMENT GAMES WON

No.	Coach, School(s)
71	Nancy Fahey, WashU
55	Michael Strong, Scranton
53	G.P. Gromacki, St. Lawrence/Hamilton/Amherst
43	Brian Morehouse, Hope
41	Gary Fifield, Southern Me.
34	Kris Huffman, DePauw
33	Carla Berube, Tufts
32	Michael Miller, Messiah
30	Jim Scheible, Elmira/Rochester (NY)
29	Tim Shea, Salem St.
26	Dixie Jeffers, Capital
26	Keri Carollo, Wis.-Whitewater
25	Janice Quinn, NYU
25	Ted Rivero, St. Thomas (MN)
24	Bill Broderick, Chris. Newport
24	Yvonne Kauffman, Elizabethtown
24	Adrienne Shibles, Swarthmore/Bowdoin
24	Lisa Stone, Wis.-Eau Claire
23	Ruth Sinn, St. Thomas (MN)
21	Jeff Hans, Thomas More
20	Stefanie Pemper, Bowdoin
20	Mia Smith, III. Wesleyan

## TOURNAMENT WINNING PCT.

Coach, School(s) (Years)	Yrs.	W	L	Pct.
Jeff Hans, Thomas More (2012-13-14-16-17-18-19)	7	21	5	.808
G.P. Gromacki, St. Lawrence/Hamilton/ Amherst (1999-2000-01-02-03 / 2007 / 2008-09-10-11-12-13-14-15-16-17-18-19-20-22)	20	61	19	.763
Kathi Bennett, Wis.-Oshkosh (1990-91-92-94-95-96)	6	15	5	.750
Bill Broderick, Chris. Newport (2013-14-16-17-18-19-20-22-23)	9	24	8	.750
Nancy Fahey, WashU (1988-90-91-92-93-94-95-96- 97-98-99-2000-01-02-03-04-05-06-07-08-09-10- 11-12-13-14-15-16-17)	29	71	26	.732
Carla Berube, Tufts (2008-09-10-12-13-14-15-16-17-18-19)	11	33	13	.717
Scott Rueck, George Fox (2000-01-05-07-08-09-10)	7	15	6	.714
Brian Morehouse, Hope (1998-99-2001-02-03-06-07- 08-09-10-11-13-14-15-16-17-18-19-20-22-23)	21	43	18	.705
Ruth Sinn, St. Thomas (MN) (2008-10-12-13-14-15-16-17-18-19)	10	23	10	.697
Stefanie Pemper, Bowdoin (1999-2001-02-03-04-05-06-07-08)	9	20	9	.690
Marc Mitchell, FDU-Florham (2013-14-15-16-17-18)	6	11	5	.688
Michele Sharp, Kean (2002-07-08-09-10)	5	11	5	.688
Yvonne Kauffman, Elizabethtown (1982-83-84-86-87-88-89-94-95-96-97-99-2001)	13	24	11	.686
Adrienne Shibles, Swarthmore/Bowdoin (2001 / 2009-10-11-12-14-15-16-17-18-19-20)	12	24	11	.686
Lisa Stone, Wis.-Eau Claire (1989-90-92-93-94-95-96-97-98-99-2000)	11	24	11	.686
Dixie Jeffers, Capital (1987-91-92-93-94-95-96-97-99-2000-06-09-14)	13	26	12	.684
Duane Siverson, Concordia-M'head (1985-86-87-88-89-90-91)	7	15	7	.682
Michael Meek, George Fox (2011-12-14-15-16-17-18-19)	8	17	8	.680
Karin Harvey, Montclair St. (2013-14-15-16-17-18-20)	7	14	7	.667
Brad Fischer, Wis.-Oshkosh (2014-15-16-17-19-20-22-23)	8	14	7	.667
Ted Riverso, St. Thomas (MN) (1987-88-89-90-91-92-93-94-95-96-97-98-99)	13	25	13	.658
Shirley Egner, Wis.-Stevens Point (1991-2002-04-08-09-10-11-12-13-16)	10	19	10	.655
Michael Strong, Scranton (1982-83-84-85-86-87-90- 92-93-94-95-96-97-98-99-2000-02-03-04-05-06- 07-08-09-10-13-14)	26	55	29	.655
Jim Scheible, Elmira/Rochester (NY) (1998-99 / 2003-04-06-07-08-09-10-11-13-16-17-18)	14	30	16	.652
A.J. Stovall, Rust (1983-84-85-86-87-88)	6	13	7	.650
Juli Fulks, Lewis & Clark/Transylvania (2011-12-13 / 2015-19-20-22-23)	8	13	7	.650
Keri Carollo, Wis.-Whitewater (2008-09-10-11-12-13-14-16-17-18-19-20-22-23)	14	26	14	.650
Janice Quinn, NYU (1989-91-93-94-95-96-97-98-99-2001-04-06-07)	13	25	14	.641
Lynne Agee, UNC Greensboro (1982-83-84-85-86-87-88)	7	12	7	.632
Gary Fifield, Southern Me. (88-89-90-91-92-93-95- 96-97-98-99-2000-01-02-03-04-05-06-07-08-09- 10-12-13)	23	41	24	.631
Kris Huffman, DePauw (1996-98-99-2002-04-05-06- 07-08-09-10-11-12-13-14-15-16-17-18-19-20-22)	22	34	20	.630

Minimum 5 tournament appearances



# ALL-TIME RESULTS

## 1982

### First Round

Elizabethtown 86, Chris. Newport 59  
TCNJ 70, Widener 43  
Clark (MA) 67, UMass Boston 49  
Augustana (IL) 83, Grove City 62  
Scranton 69, Manhattanville 49  
Pomona-Pitzer 68, Millikin 66  
Susquehanna 63, Frostburg St. 60  
UNC Greensboro 71, St. Andrews 63

### Second Round

Elizabethtown 74, TCNJ 58  
Clark (MA) 67, Augustana (IL) 56  
Pomona-Pitzer 62, Scranton 53 (OT)  
UNC Greensboro 74, Susquehanna 66

### Semifinals

Elizabethtown 71, Clark (MA) 51  
UNC Greensboro 77, Pomona-Pitzer 66

### Third Place

Pomona-Pitzer 72, Clark (MA) 71 (OT)

### Championship

Elizabethtown 67, UNC Greensboro 66 (OT)

## 1983

### First Round

Clark (MA) 85, Bridgewater St. 71  
Salem St. 59, Eastern Conn. St. 58  
Rhode Island Col. 64, Hartwick 63  
New Rochelle 80, St. Lawrence 74  
Frostburg St. 72, TCNJ 68  
Kean 68, Wooster 63  
Elizabethtown 65, Scranton 47  
Grove City 60, Susquehanna 58  
Central (IA) 78, Augustana (IL) 71  
North Central (IL) 78, Buena Vista 65  
Concordia-M'head 75, Pomona-Pitzer 60  
Minn.-Morris 89, Bishop 78  
Wis.-Whitewater 96, Simpson 70  
Wis.-La Crosse 79, St. Norbert 65  
Pitt.-Johnstown 76, Rust 70  
Knoxville 74, UNC Greensboro 71

### Regional Third Place

Bridgewater St. 71, Eastern Conn. St. 57  
Hartwick 65, St. Lawrence 62  
TCNJ 70, Wooster 63  
Scranton 62, Susquehanna 59  
Augustana (IL) 86, Buena Vista 70  
Pomona-Pitzer 62, Bishop 54  
Simpson 81, St. Norbert 78  
UNC Greensboro 68, Rust 61

### Regional Finals

Clark (MA) 62, Salem St. 57  
New Rochelle 75, Rhode Island Col. 58  
Kean 79, Frostburg St. 74  
Elizabethtown 59, Grove City 55  
North Central (IL) 82, Central (IA) 79  
Minn.-Morris 69, Concordia-M'head 68  
Wis.-La Crosse 78, Wis.-Whitewater 66  
Knoxville 73, Pitt.-Johnstown 71

### Quarterfinals

Clark (MA) 67, New Rochelle 58  
North Central (IL) 100, Minn.-Morris 82  
Elizabethtown 62, Kean 57  
Knoxville 70, Wis.-La Crosse 65 (OT)

### Semifinals

North Central (IL) 84, Knoxville 74  
Elizabethtown 80, Clark (MA) 66

### Third Place

Knoxville 82, Clark (MA) 80

### Championship

North Central (IL) 83, Elizabethtown 71

## 1984

### First Round

Susquehanna 77, Allegheny 61  
Elizabethtown 67, Scranton 58  
TCNJ 78, Rochester (NY) 58  
Buffalo St. 81, New Rochelle 67  
Eastern Conn. St. 54, Bridgewater St. 48  
Salem St. 69, WPI 50  
Stockton 77, Ohio Northern 69  
Kean 79, Muskingum 69  
Pitt.-Johnstown 64, Wis.-Whitewater 60  
Wis.-La Crosse 77, Carroll (WI) 67  
North Central (IL) 65, William Penn 57  
Gettysburg 79, Millikin 74  
Concordia-M'head 77, Pomona-Pitzer 58  
Bishop 71, St. Thomas (MN) 67  
Knoxville 82, UNC Greensboro 74  
Rust 83, Va. Wesleyan 65

### Regional Third Place

Scranton 87, Allegheny 78  
New Rochelle 64, Rochester (NY) 54  
WPI 75, Bridgewater St. 71  
Muskingum 74, Ohio Northern 70  
Wis.-Whitewater 69, Carroll (WI) 56  
Millikin 79, William Penn 77  
St. Thomas (MN) 63, Pomona-Pitzer 59  
UNC Greensboro 70, Va. Wesleyan 69

### Regional Finals

Elizabethtown 73, Susquehanna 71  
TCNJ 63, Buffalo St. 60  
Salem St. 66, Eastern Conn. St. 54  
Kean 62, Stockton 54  
Pitt.-Johnstown 88, Wis.-La Crosse 64  
North Central (IL) 85, Gettysburg 74  
Bishop 73, Concordia-M'head 71  
Rust 80, Knoxville 76

### Quarterfinals

Elizabethtown 72, TCNJ 60  
Salem St. 63, Kean 58  
North Central (IL) 105, Pitt.-Johnstown 101  
Rust 91, Bishop 68

### Semifinals

Elizabethtown 80, Salem St. 58  
Rust 79, North Central (IL) 78

### Third Place

Salem St. 90, North Central (IL) 85

### Championship

Rust 51, Elizabethtown 49

## 1985

### First Round

Muskingum 67, Frostburg St. 65  
Capital 85, Kean 64  
Allegheny 62, Buffalo St. 56  
New Rochelle 70, Rochester (NY) 66  
Stanislaus St. 59, Saint Mary's (MN) 57  
Pomona-Pitzer 68, Concordia-M'head 59  
St. Norbert 72, Carroll (WI) 53  
Wis.-Whitewater 85, Alma 70  
Rust 83, Wooster 33  
UNC Greensboro 84, LeMoyne-Owen 77 (OT)  
Millikin 62, Simpson 60  
William Penn 75, Buena Vista 53  
Bridgewater St. 80, Rhode Island Col. 59  
Salem St. 78, Western Conn. St. 71  
Scranton 79, Gettysburg 57  
Pitt.-Johnstown 72, Susquehanna 62

### Regional Third Place

Kean 79, Frostburg St. 66  
Rochester (NY) 63, Buffalo St. 58  
Saint Mary's (MN) 72, Concordia-M'head 66  
Alma 78, Carroll (WI) 72  
LeMoyne-Owen 78, Wooster 74 (OT)  
Simpson 80, Buena Vista 71  
Rhode Island Col. 90, Western Conn. St. 87  
Susquehanna 77, Gettysburg 67

### Regional Final

Muskingum 78, Capital 56  
New Rochelle 79, Allegheny 68  
Pomona-Pitzer 61, Stanislaus St. 47  
St. Norbert 82, Wis.-Whitewater 80 (OT)  
Rust 70, UNC Greensboro 66  
Millikin 67, William Penn 66  
Salem St. 63, Bridgewater St. 59  
Scranton 65, Pitt.-Johnstown 53

### Quarterfinals

New Rochelle 74, Muskingum 73  
St. Norbert 69, Pomona-Pitzer 55  
Millikin 80, Rust 79  
Scranton 85, Salem St. 59

### Semifinals

New Rochelle 61, St. Norbert 59  
Scranton 83, Millikin 75

### Third Place

Millikin 76, St. Norbert 73

### Championship

Scranton 68, New Rochelle 59

## 1986

### First Round

NYU 70, Buffalo St. 65  
UAlbany 74, Columbia 67  
Salem St. 58, Bridgewater St. 47  
Emmanuel (MA) 59, Southern Me. 50  
St. Norbert 77, Susquehanna 63  
Wis.-Whitewater 71, Alma 65  
Rust 74, Chris. Newport 43  
UNC Greensboro 84, Va. Wesleyan 75  
Elizabethtown 70, Moravian 64  
Scranton 70, Juniata 53  
Kean 68, Ohio Northern 64  
Capital 84, Allegheny 66  
Eastern Conn. St. 71, Elmhurst 88  
William Penn 80, Carroll (WI) 68  
Bishop 83, Pomona-Pitzer 57  
Concordia-M'head 67, Saint Mary's (MN) 63

### Regional Third Place

Columbia 89, Buffalo St. 73  
Southern Me. 59, Bridgewater St. 55  
Alma 74, Susquehanna 61  
Va. Wesleyan 83, Chris. Newport 56  
Juniata 66, Moravian 50  
Allegheny 80, Ohio Northern 66  
Elmhurst 85, Carroll (WI) 83  
Saint Mary's (MN) 73, Pomona-Pitzer 57

### Regional Finals

UAlbany 68, NYU 66  
Salem St. 77, Emmanuel (MA) 60  
Wis.-Whitewater 57, St. Norbert 56  
Rust 99, UNC Greensboro 61  
Elizabethtown 74, Scranton 60  
Capital 72, Kean 71 (OT)  
William Penn 75, Eastern Conn. St. 59  
Bishop 90, Concordia-M'head 86

### Quarterfinals

Salem St. 90, UAlbany 79  
Rust 78, Wis.-Whitewater 64  
Capital 61, Elizabethtown 55  
Bishop 85, William Penn 77

## Semifinals

Salem St. 67, Rust 59  
Bishop 73, Capital 68

## Third Place

Capital 77, Rust 61

## Championship

Salem St. 89, Bishop 85

## 1987

### First Round

St. John Fisher 69, NYU 59  
Stony Brook 77, Rochester (NY) 72  
Scranton 62, Marywood 57  
Elizabethtown 71, Spring Garden 56  
Wis.-Stevens Point 75, St. Norbert 58  
Alma 67, Wis.-Whitewater 48  
Rockford 69, St. Thomas (MN) 65  
William Penn 55, Augustana (IL) 53  
Southern Me. 79, Clark (MA) 70  
Emmanuel (MA) 62, Salem St. 58  
Kean 87, Allegheny 68  
Ohio Northern 68, Capital 64  
Rust 79, Buffalo St. 60  
Centre 79, UNC Greensboro 69  
Concordia-M'head 77, Stanislaus St. 64  
Pomona-Pitzer 74, Bishop 50

### Regional Third Place

Rochester (NY) 76, NYU 62  
Spring Garden 70, Marywood 62  
Wis.-Whitewater 78, St. Norbert 58  
Augustana (IL) 70, St. Thomas (MN) 65  
Salem St. 68, Clark (MA) 64  
Allegheny 79, Capital 63  
UNC Greensboro 83, Buffalo St. 74  
Bishop 79, Stanislaus St. 78

### Regional Finals

St. John Fisher 63, Stony Brook 54  
Scranton 66, Elizabethtown 59  
Wis.-Stevens Point 67, Alma 55  
William Penn 67, Rockford 64  
Southern Me. 70, Emmanuel (MA) 53  
Kean 69, Ohio Northern 58  
Rust 76, Centre 50  
Concordia-M'head 68, Pomona-Pitzer 46

### Quarterfinals

Scranton 50, St. John Fisher 43 (OT)  
Wis.-Stevens Point 71, William Penn 66  
Kean 69, Southern Me. 56  
Concordia-M'head 72, Rust 62

### Semifinals

Wis.-Stevens Point 74, Scranton 59  
Concordia-M'head 74, Kean 69

### Third Place

Scranton 92, Kean 90 (OT)

### Championship

Wis.-Stevens Point 81, Concordia-M'head 74

## 1988

### First Round

St. John Fisher 88, Cortland 69  
Nazareth 79, Buffalo St. 76  
Ohio Northern 66, Rowan 53  
TCNJ 74, Kean 73  
Elizabethtown 71, Thiel 55  
Franklin & Marshall 75, Lycoming 59  
Salem St. 80, Western Conn. St. 77 (OT)  
Southern Me. 68, Emmanuel (MA) 61  
Rust 83, Va. Wesleyan 49  
UNC Greensboro 81, Centre 77  
WashU 68, North Park 61  
Luther 53, William Penn 50  
St. Norbert 79, UW-River Falls 78  
Wis.-La Crosse 68, Calvin 65  
Concordia-M'head 85, Cal St. San B'dino 61  
St. Thomas (MN) 68, Stanislaus St. 62

## Regional Third Place

Buffalo St. 82, Cortland 68  
Kean 76, Rowan 68  
Lycoming 92, Thiel 85  
Emmanuel (MA) 76, Western Conn. St. 43  
Centre 72, Va. Wesleyan 59  
William Penn 87, North Park 60  
Calvin 54, UW-River Falls 47  
Stanislaus St. 84, Cal St. San B'dino 59

### Regional Finals

St. John Fisher 77, Nazareth 49  
Ohio Northern 73, TCNJ 58  
Franklin & Marshall 68, Elizabethtown 65  
Southern Me. 60, Salem St. 56  
UNC Greensboro 66, Rust 64  
Luther 58, WashU 54  
Wis.-La Crosse 83, St. Norbert 81  
Concordia-M'head 77, St. Thomas (MN) 58

### Quarterfinals

St. John Fisher 74, Ohio Northern 57  
Southern Me. 73, Franklin & Marshall 52  
UNC Greensboro 55, Luther 52  
Concordia-M'head 85, Wis.-La Crosse 68

### Semifinals

St. John Fisher 70, Southern Me. 53  
Concordia-M'head 103, UNC Greensboro 66

### Third Place

UNC Greensboro 68, Southern Me. 66

### Championship

Concordia-M'head 65, St. John Fisher 57

## 1989

### First Round

Elizabethtown 78, Carnegie Mellon 61  
DeSales 74, Franklin & Marshall 58  
Muskingum 88, Montclair St. 69  
Ohio Northern 85, Kean 72  
UW-River Falls 93, St. Norbert 74  
Wis.-Eau Claire 68, Alma 63  
Nazareth 71, Maryville (TN) 63  
Centre 70, Va. Wesleyan 61  
Clark (MA) 70, Salem St. 40  
Southern Me. 71, Western Conn. St. 46  
Clarkson 81, St. John Fisher 64  
NYU 72, Stony Brook 60  
Augustana (IL) 93, Wartburg 74  
Luther 77, Millikin 63  
Stanislaus St. 82, St. Thomas (MN) 68  
Concordia-M'head 80, Saint Benedict 58

### Regional Third Place

Carnegie Mellon 73, Franklin & Marshall 67 (OT)  
Montclair St. 59, Kean 54  
Alma 79, St. Norbert 69  
Maryville (TN) 86, Va. Wesleyan 79  
Western Conn. St. 58, Salem St. 57  
Stony Brook 83, St. John Fisher 76  
Wartburg 97, Millikin 75  
St. Thomas (MN) 64, Saint Benedict 56

### Regional Finals

Elizabethtown 91, DeSales 58  
Muskingum 83, Ohio Northern 78  
Wis.-Eau Claire 83, UW-River Falls 73  
Centre 81, Nazareth 62  
Clark (MA) 51, Southern Me. 47  
Clarkson 77, NYU 66  
Luther 82, Augustana (IL) 59  
Stanislaus St. 80, Concordia-M'head 74

### Quarterfinals

Elizabethtown 72, Muskingum 67  
Centre 82, Wis.-Eau Claire 62  
Clarkson 72, Clark (MA) 58  
Stanislaus St. 70, Luther 67

### Semifinals

Elizabethtown 73, Centre 64 (OT)  
Stanislaus St. 89, Clarkson 74

## Third Place

Centre 106, Clarkson 78

## Championship

Elizabethtown 66, Stanislaus St. 65

## 1990

### First Round

St. John Fisher 81, Buffalo St. 77 (OT)  
Hartwick 71, Nazareth 61  
Scranton 87, Moravian 84  
DeSales 77, Franklin & Marshall 70 (OT)  
Western Conn. St. 53, Salem St. 51  
Southern Me. 57, Eastern Conn. St. 50  
Heidelberg 69, Wittenberg 56  
Montclair St. 57, Kean 49  
Concordia-M'head 76, Colorado Col. 63  
St. Thomas (MN) 78, Cal St. San B'dino 49  
Centre 95, Marymount (VA) 80  
Maryville (TN) 64, Roanoke 62  
Buena Vista 78, WashU 71  
Wartburg 72, Augustana (IL) 57  
Hope 73, Saint Benedict 60  
Wis.-Oshkosh 68, Wis.-Eau Claire 65

### Regional Third Place

Buffalo St. 68, Nazareth 55  
Moravian 85, Franklin & Marshall 71  
Eastern Conn. St. 73, Salem St. 69  
Wittenberg 80, Kean 73  
Cal St. San B'dino 64, Colorado Col. 53  
Roanoke 90, Marymount (VA) 83  
Augustana (IL) 54, WashU 52  
Wis.-Eau Claire 67, Saint Benedict 59

### Regional Finals

St. John Fisher 69, Hartwick 64 (OT)  
Scranton 81, DeSales 70  
Southern Me. 72, Western Conn. St. 65 (OT)  
Heidelberg 70, Montclair St. 49  
Concordia-M'head 81, St. Thomas (MN) 77 (OT)  
Centre 73, Maryville (TN) 63  
Buena Vista 78, Wartburg 63  
Hope 68, Wis.-Oshkosh 67

### Quarterfinals

St. John Fisher 66, Scranton 60  
Heidelberg 71, Southern Me. 62  
Centre 70, Concordia-M'head 65  
Hope 85, Buena Vista 79 (OT)

### Semifinals

St. John Fisher 77, Heidelberg 54  
Hope 75, Centre 62

### Third Place

Heidelberg 71, Centre 60

### Championship

Hope 65, St. John Fisher 63

## 1991

### Regionals

St. John Fisher 74, Buffalo St. 66  
Frostburg St. 61, Kean 57  
Hartwick 55, NYU 54 (OT)  
Muskingum 76, Capital 74  
WashU 69, Augustana (IL) 62  
Maryville (TN) 88, Centre 80  
Luther 78, Wartburg 54  
Roanoke 86, Marymount (VA) 66  
Susquehanna 70, Carnegie Mellon 54  
Southern Me. 60, Salem St. 57  
Moravian 81, Franklin & Marshall 76  
Eastern Conn. St. 62, Western Conn. St. 50  
Wis.-Oshkosh 67, Wis.-Stevens Point 62  
St. Thomas (MN) 76, Saint Benedict 62  
Adrian 57, Calvin 50  
Concordia-M'head 75, Gust. Adolphus 62

### Sectional Semifinals

St. John Fisher 79, Frostburg St. 50  
Muskingum 67, Hartwick 57

WashU 73, Maryville (TN) 59  
Roanoke 84, Luther 74  
Southern Me. 83, Susquehanna 74  
Eastern Conn. St. 71, Moravian 62  
St. Thomas (MN) 87, Wis.-Oshkosh 63  
Concordia-M'head 100, Adrian 75

#### Sectional Finals

Muskingum 81, St. John Fisher 70  
WashU 67, Roanoke 51  
Eastern Conn. St. 63, Southern Me. 62  
St. Thomas (MN) 76, Concordia-M'head 62

#### Semifinals

Muskingum 85, WashU 60  
St. Thomas (MN) 91, Eastern Conn. St. 55

#### Third Place

Eastern Conn. St. 83, WashU 74

#### Championship

St. Thomas (MN) 73, Muskingum 55

## 1992

#### Regionals

Eastern Conn. St. 81, Emmanuel (MA) 72  
UAlbany 67, William Smith 50  
Southern Me. 73, Clark (MA) 61  
Cortland 65, St. John Fisher 54  
Capital 106, Rowan 51  
Scranton 67, Susquehanna 66 (OT)  
Muskingum 81, Ohio Wesleyan 68  
Moravian 84, Western Conn. St. 53  
Roanoke 73, Maryville (TN) 71  
Alma 92, Adrian 77  
Chris. Newport 73, Marymount (VA) 71  
Wis.-Eau Claire 83, Wis.-Oshkosh 81 (OT)  
St. Thomas (MN) 89, St. Olaf 60  
Luther 102, WashU 78  
Saint Benedict 86, Concordia-M'head 76  
Wartburg 90, Wis.-Stout 72

#### Sectional Semifinals

Eastern Conn. St. 69, UAlbany 57  
Southern Me. 50, Cortland 49  
Capital 80, Scranton 56  
Moravian 104, Muskingum 90  
Alma 69, Roanoke 60  
Wis.-Eau Claire 90, Chris. Newport 74  
Luther 61, St. Thomas (MN) 60  
Wartburg 74, Saint Benedict 64

#### Sectional Finals

Eastern Conn. St. 63, Southern Me. 56  
Moravian 85, Capital 76  
Alma 83, Wis.-Eau Claire 73  
Luther 70, Wartburg 61

#### Semifinals

Moravian 74, Eastern Conn. St. 67  
Alma 81, Luther 80

#### Third Place

Luther 79, Eastern Conn. St. 74

#### Championship

Alma 79, Moravian 75

## 1993

#### Regionals

Southern Me. 67, Salem St. 63  
Rowan 65, Wm. Paterson 55  
Babson 86, Western Conn. St. 68  
Capital 93, Wittenberg 50  
SUNY Geneseo 84, Buffalo St. 69  
Moravian 56, Susquehanna 55  
NYU 64, St. John Fisher 57 (OT)  
Scranton 103, Waynesburg 76  
Maryville (TN) 85, Roanoke 67  
Concordia-M'head 78, Muskingum 64  
Marymount (VA) 115, Chris. Newport 96  
Saint Benedict 78, St. Thomas (MN) 65  
Wis.-Eau Claire 95, Wis.-Stout 89  
Central (IA) 81, Augustana (IL) 68

Wis.-Whitewater 76, Calvin 68  
Wartburg 75, WashU 60

#### Sectional Semifinals

Southern Me. 75, Rowan 48  
Capital 68, Babson 56  
SUNY Geneseo 80, Moravian 57  
Scranton 82, NYU 54  
Concordia-M'head 87, Maryville (TN) 69  
Saint Benedict 108, Marymount (VA) 75  
Central (IA) 70, Wis.-Eau Claire 63  
Wartburg 83, Wis.-Whitewater 77

#### Sectional Finals

Capital 66, Southern Me. 56  
Scranton 79, SUNY Geneseo 70  
Saint Benedict 84, Concordia-M'head 57  
Central (IA) 62, Wartburg 60

#### Semifinals

Capital 65, Scranton 61  
Central (IA) 60, Saint Benedict 59

#### Third Place

Scranton 89, Saint Benedict 69

#### Championship

Central (IA) 71, Capital 63

## 1994

#### First Round

Upsala 81, Elizabethtown 70  
SUNY Geneseo 79, William Smith 60  
Penn St.-Behrend 92, Denison 73  
Central (IA) 82, Lake Forest 71  
N.C. Wesleyan 70, Roanoke 67  
Aurora 61, Wartburg 57  
Alma 74, Franklin 59  
St. Thomas (MN) 90, Pomona-Pitzer 65

#### Second Round

Wheaton (MA) 75, Salem St. 69  
Upsala 73, Rowan 65  
Babson 76, Western Conn. St. 53  
Scranton 80, Wm. Paterson 63  
St. John Fisher 68, SUNY Geneseo 63  
Defiance 65, Wittenberg 62  
NYU 86, Buffalo St. 64  
Capital 96, Penn St.-Behrend 75  
Marymount (VA) 97, Mary Washington 80  
Millikin 76, Central (IA) 61  
Maryville (TN) 84, N.C. Wesleyan 65  
WashU 77, Aurora 68  
Wis.-Oshkosh 63, Alma 59  
Bethel (MN) 65, Concordia-M'head 61  
Wis.-Eau Claire 87, Wis.-Stout 76  
Saint Benedict 83, St. Thomas (MN) 78

#### Sectional Semifinals

Wheaton (MA) 82, Upsala 77  
Scranton 69, Babson 62  
Defiance 59, St. John Fisher 55  
Capital 74, NYU 51  
Millikin 85, Marymount (VA) 68  
WashU 94, Maryville (TN) 77  
Wis.-Oshkosh 70, Bethel (MN) 58  
Wis.-Eau Claire 83, Saint Benedict 82

#### Sectional Finals

Wheaton (MA) 81, Scranton 80 (OT)  
Capital 89, Defiance 64  
WashU 67, Millikin 63  
Wis.-Eau Claire 69, Wis.-Oshkosh 57

#### Semifinals

Capital 72, Wheaton (MA) 54  
WashU 86, Wis.-Eau Claire 82 (OT)

#### Third Place

Wis.-Eau Claire 107, Wheaton (MA) 71

#### Championship

Capital 82, WashU 63

## 1995

#### Play-In

Salem St. 69, Westfield St. 64  
Clark (MA) 74, Plymouth St. 61  
NYU 67, SUNY Brockport 61  
St. John Fisher 79, Binghamton 55  
Trinity (CT) 66, Southern Me. 63  
Wheaton (MA) 74, Middlebury 53  
William Smith 84, Buffalo St. 65  
SUNY Geneseo 86, Hartwick 60  
Maryville (TN) 90, Trinity (TX) 72  
Roanoke 87, Ferrum 70  
Franklin 78, Manchester 69  
Wis.-Oshkosh 68, Hope 44  
Marymount (VA) 91, Chris. Newport 79  
Emory 95, Millsaps 77  
Wis.-Whitewater 72, UW-River Falls 71  
Wis.-Eau Claire 70, Beloit 56  
Gettysburg 73, Scranton 65  
Wm. Paterson 82, Cabrini 41  
Defiance 80, Wittenberg 58  
Mount Union 70, Ohio Wesleyan 63  
Johns Hopkins 77, Ursinus 67  
Montclair St. 77, Elizabethtown 68  
Waynesburg 68, Salisbury 66  
Capital 74, Wash. & Jeff. 50  
Millikin 70, UChicago 53  
Central (IA) 70, Buena Vista 65  
Claremont-M-S 63, Cal Lutheran 54  
St. Thomas (MN) 66, Gust. Adolphus 54  
Aurora 72, Luther 68  
WashU 75, Ill. Wesleyan 69  
Concordia-M'head 54, Bethel (MN) 50  
Saint Benedict 69, UC San Diego 57

#### Second Round

Salem St. 76, Clark (MA) 56  
NYU 70, St. John Fisher 62 (OT)  
Wheaton (MA) 80, Trinity (CT) 76  
SUNY Geneseo 81, William Smith 66  
Maryville (TN) 90, Roanoke 59  
Wis.-Oshkosh 61, Franklin 57  
Emory 95, Marymount (VA) 79  
Wis.-Eau Claire 74, Wis.-Whitewater 64  
Wm. Paterson 80, Gettysburg 55  
Mount Union 73, Defiance 63  
Johns Hopkins 75, Montclair St. 58  
Capital 74, Waynesburg 40  
Millikin 66, Central (IA) 58  
St. Thomas (MN) 82, Claremont-M-S 52  
Aurora 75, WashU 63  
Saint Benedict 71, Concordia-M'head 56

#### Sectional Semifinals

Salem St. 81, NYU 78  
SUNY Geneseo 69, Wheaton (MA) 66  
Wis.-Oshkosh 83, Maryville (TN) 67  
Wis.-Eau Claire 88, Emory 51  
Wm. Paterson 59, Mount Union 58  
Capital 94, Johns Hopkins 79  
St. Thomas (MN) 67, Millikin 58  
Saint Benedict 80, Aurora 46

#### Sectional Finals

Salem St. 76, SUNY Geneseo 65  
Wis.-Oshkosh 86, Wis.-Eau Claire 80  
Capital 75, Wm. Paterson 60  
St. Thomas (MN) 67, Saint Benedict 65

#### Semifinals

Wis.-Oshkosh 82, Salem St. 69  
Capital 68, St. Thomas (MN) 59

#### Third Place

St. Thomas (MN) 82, Salem St. 79 (OT)

#### Championship

Capital 59, Wis.-Oshkosh 55

## 1996

### First Round

Southern Me. 66, Regis (MA) 48  
WPI 63, Westfield St. 58  
Capital 71, Muskingum 65  
Mount Union 64, Wittenberg 51  
Middlebury 67, Emmanuel (MA) 54  
Salem St. 69, Eastern Conn. St. 47  
Salisbury 77, Goucher 53  
Defiance 84, Baldwin Wallace 73  
Randolph-Macon 91, Shenandoah 74  
Millsaps 65, Hendrix 57  
Claremont-M-S 62, La Verne 61  
Bethel (MN) 64, Concordia-M'head 60  
Maryville (TN) 77, Roanoke 76  
Marymount (VA) 92, Trinity (TX) 53  
UC San Diego 58, Pomona-Pitzer 57  
St. Thomas (MN) 68, Saint Benedict 52  
Rowan 81, Elizabethtown 68  
Messiah 75, DeSales 65  
William Smith 83, Hartwick 61  
SUNY Geneseo 71, Binghamton 66  
Johns Hopkins 70, Alvernia 58  
Scranton 85, Cabrini 74  
St. John Fisher 60, Nazareth 59  
NYU 96, CCONY 43  
Millikin 74, MacMurray 43  
Luther 91, Buena Vista 76  
Wis.-Eau Claire 70, Wis.-Stout 41  
Calvin 60, Ripon 50  
Wheaton (IL) 72, Carthage 71  
WashU 68, Ill. Wesleyan 63  
Beloit 47, Alma 44  
Wis.-Oshkosh 77, DePauw 45

### Second Round

Southern Me. 73, WPI 52  
Mount Union 65, Capital 62  
Salem St. 58, Middlebury 55  
Defiance 94, Salisbury 64  
Randolph-Macon 99, Millsaps 66  
Bethel (MN) 74, Claremont-M-S 63  
Marymount (VA) 81, Maryville (TN) 69  
St. Thomas (MN) 66, UC San Diego 42  
Rowan 90, Messiah 65  
William Smith 85, SUNY Geneseo 68  
Scranton 75, Johns Hopkins 62  
NYU 82, St. John Fisher 41  
Millikin 74, Luther 59  
Wis.-Eau Claire 68, Calvin 47  
WashU 68, Wheaton (IL) 62  
Wis.-Oshkosh 69, Beloit 50

### Sectional Semifinals

Mount Union 79, Southern Me. 62  
Defiance 84, Salem St. 58  
Bethel (MN) 96, Randolph-Macon 77  
St. Thomas (MN) 67, Marymount (VA) 62  
Rowan 97, William Smith 69  
NYU 77, Scranton 48  
Wis.-Eau Claire 90, Millikin 71  
Wis.-Oshkosh 75, WashU 53

### Sectional Finals

Mount Union 66, Defiance 61  
St. Thomas (MN) 65, Bethel (MN) 57  
NYU 68, Rowan 63  
Wis.-Oshkosh 62, Wis.-Eau Claire 57

### Semifinals

Mount Union 71, St. Thomas (MN) 57  
Wis.-Oshkosh 62, NYU 37

### Third Place

St. Thomas (MN) 75, NYU 51

### Championship

Wis.-Oshkosh 66, Mount Union 50

## 1997

### First Round

NYU 66, Nazareth 50  
St. John Fisher 75, Hartwick 62 (2 OT)  
Rowan 77, Frostburg St. 47  
Wm. Paterson 81, Gallaudet 69  
Ithaca 73, Binghamton 66  
William Smith 84, SUNY Geneseo 62  
TCNJ 80, Colby-Sawyer 71  
Marymount (VA) 79, Staten Island 58  
Emmanuel (MA) 88, Clark (MA) 81  
Western Conn. St. 86, Bates 65  
Elizabethtown 69, DeSales 61  
Johns Hopkins 66, Cabrini 45  
Williams 80, Salem St. 66  
Southern Me. 53, Trinity (CT) 51  
Alvernia 63, Lycoming 45  
Scranton 83, Muhlenberg 54  
Defiance 92, Hanover 51  
Alma 66, Kenyon 59  
Buena Vista 88, Bethel (MN) 77 (OT)  
UC San Diego 74, Pomona-Pitzer 50  
Calvin 58, Baldwin Wallace 55  
Capital 80, Bethany (WV) 46  
Saint Benedict 97, Chapman 59  
St. Thomas (MN) 89, Luther 47  
Millikin 61, WashU 53  
Wis.-Stout 65, Wheaton (IL) 60  
Emory 70, Greensboro 51  
Hendrix 76, SCAD 54  
Wis.-Oshkosh 89, Blackburn 52  
Wis.-Eau Claire 78, Beloit 57  
Bridgewater (VA) 82, Chris. Newport 72  
Thomas More 80, Roanoke 76

### Second Round

NYU 75, St. John Fisher 46  
Wm. Paterson 60, Rowan 58  
William Smith 81, Ithaca 57  
Marymount (VA) 63, TCNJ 52  
Western Conn. St. 76, Emmanuel (MA) 52  
Johns Hopkins 64, Elizabethtown 57  
Southern Me. 68, Williams 61  
Scranton 66, Alvernia 63  
Defiance 85, Alma 72  
Buena Vista 80, UC San Diego 77  
Capital 66, Calvin 44  
St. Thomas (MN) 95, Saint Benedict 67  
Millikin 81, Wis.-Stout 77  
Emory 40, Hendrix 36  
Wis.-Eau Claire 63, Wis.-Oshkosh 56  
Thomas More 83, Bridgewater (VA) 81

### Sectional Semifinals

NYU 84, Wm. Paterson 74  
William Smith 80, Marymount (VA) 75  
Johns Hopkins 76, Western Conn. St. 66  
Scranton 70, Southern Me. 61  
Defiance 90, Buena Vista 80  
Capital 70, St. Thomas (MN) 64  
Millikin 51, Emory 43  
Wis.-Eau Claire 90, Thomas More 55

### Sectional Finals

NYU 75, William Smith 53  
Scranton 65, Johns Hopkins 54  
Capital 79, Defiance 62  
Wis.-Eau Claire 97, Millikin 63

### Semifinals

NYU 84, Scranton 72  
Wis.-Eau Claire 77, Capital 63

### Third Place

Capital 70, Scranton 48

### Championship

NYU 72, Wis.-Eau Claire 70

## 1998

### First Round

Muhlenberg 53, DeSales 45  
Salem St. 89, Clark (MA) 76  
Alvernia 83, Wash. & Jeff. 65  
Western Conn. St. 67, Middlebury 45  
Calvin 56, Wittenberg 47  
UC San Diego 62, Cal Lutheran 56  
Baldwin Wallace 75, Hope 71  
Central (IA) 65, Luther 51  
Elmira 62, SUNY Oneonta 58  
TCNJ 63, Colby-Sawyer 35  
William Smith 76, Nazareth 52  
Mary Washington 56, St. Mary's (MD) 43  
Wis.-Eau Claire 86, Beloit 81 (2 OT)  
Austin 69, Southwestern (TX) 51  
Millikin 68, Wheaton (IL) 58  
Chris. Newport 77, Roanoke 57

### Second Round

Johns Hopkins 68, Muhlenberg 44  
Bates 71, Salem St. 67  
Scranton 68, Alvernia 52  
Southern Me. 79, Western Conn. St. 62  
Mount Union 57, Calvin 56  
Saint Benedict 73, UC San Diego 47  
DePauw 70, Baldwin Wallace 63  
St. Thomas (MN) 85, Central (IA) 56  
Elmira 82, Binghamton 73  
Wm. Paterson 69, TCNJ 57  
NYU 70, William Smith 54  
Rowan 95, Mary Washington 60  
Wis.-Oshkosh 65, Wis.-Eau Claire 49  
Austin 64, Randolph-Macon 52  
WashU 66, Millikin 54  
Bridgewater (VA) 90, Chris. Newport 87

### Sectional Semifinals

Johns Hopkins 69, Bates 56  
Southern Me. 76, Scranton 72  
Mount Union 79, Saint Benedict 74  
St. Thomas (MN) 80, DePauw 61  
Wm. Paterson 60, Elmira 48  
Rowan 57, NYU 52  
Wis.-Oshkosh 57, Austin 44  
WashU 82, Bridgewater (VA) 36

### Sectional Finals

Southern Me. 81, Johns Hopkins 72  
Mount Union 67, St. Thomas (MN) 63  
Rowan 66, Wm. Paterson 43  
WashU 53, Wis.-Oshkosh 45

### Semifinals

Southern Me. 79, Mount Union 66  
WashU 66, Rowan 51

### Third Place

Mount Union 68, Rowan 64

### Championship

WashU 77, Southern Me. 69

## 1999

### First Round

Gallaudet 80, St. Mary's (MD) 73  
Southern Me. 56, Babson 43  
Colby-Sawyer 74, Hunter 60  
Bowdoin 49, Bates 44  
Austin 77, Randolph-Macon 49  
St. Thomas (MN) 67, Wartburg 41  
N.C. Wesleyan 69, Bridgewater (VA) 60  
Pacific Lutheran 56, Cal Lutheran 54  
St. Lawrence 61, Elmira 52  
Johns Hopkins 61, Cabrini 53  
William Smith 62, Hartwick 47  
Gwynedd Mercy 66, Susquehanna 63 (OT)  
Wheaton (IL) 58, Lakeland 50  
Capital 86, Hope 75  
Wis.-Eau Claire 82, Lawrence 57  
Calvin 60, Ohio Wesleyan 50

## Second Round

Gallaudet 81, TCNJ 71  
Salem St. 53, Southern Me. 46  
Rowan 72, Colby-Sawyer 50  
Williams 72, Bowdoin 58  
DePauw 67, Austin 62  
Saint Benedict 76, St. Thomas (MN) 68  
Hardin-Simmons 84, N.C. Wesleyan 62  
Pacific Lutheran 60, Simpson 57  
NYU 59, St. Lawrence 48  
Elizabethtown 77, Johns Hopkins 53  
William Smith 64, Cortland 56  
Scranton 75, Gwynedd Mercy 64  
WashU 75, Wheaton (IL) 38  
Capital 82, Defiance 72  
Wis.-Oshkosh 70, Wis.-Eau Claire 60  
Calvin 75, Baldwin Wallace 67

## Sectional Semifinals

Salem St. 75, Gallaudet 65  
Williams 62, Rowan 56  
Saint Benedict 78, DePauw 67  
Pacific Lutheran 54, Hardin-Simmons 34  
NYU 87, Elizabethtown 70  
Scranton 64, William Smith 47  
WashU 77, Capital 70 (OT)  
Wis.-Oshkosh 61, Calvin 59

## Sectional Finals

Salem St. 76, Williams 60  
Saint Benedict 61, Pacific Lutheran 55  
Scranton 81, NYU 60  
WashU 56, Wis.-Oshkosh 55

## Semifinals

Saint Benedict 74, Salem St. 54  
WashU 74, Scranton 65

## Third Place

Salem St. 75, Scranton 65

## Championship

WashU 74, Saint Benedict 65

## 2000

### First Round

King's (PA) 60, Johns Hopkins 57  
Messiah 71, Bethany (WV) 66 (OT)  
St. John Fisher 66, Mt. St. Mary (NY) 55  
William Smith 78, Gwynedd Mercy 52  
Wilmington (OH) 64, Kenyon 46  
Calvin 68, Lake Forest 42  
Wis.-Oshkosh 64, Wis. Lutheran 38  
Millikin 78, Fontbonne 54  
Salem St. 55, Wellesley 48  
Clark (MA) 63, Norwich 58  
Salisbury 80, Staten Island 63  
Stockton 80, Centenary (NJ) 45  
Pacific Lutheran 50, Whitworth 46  
George Fox 63, Linfield 51  
Cal Lutheran 72, UC San Diego 66  
McMurry 62, Simpson 47  
Hendrix 56, Maryville (TN) 44  
Roanoke 69, Shenandoah 55

### Second Round

King's (PA) 62, DeSales 54  
Scranton 67, Messiah 43  
St. Lawrence 49, William Smith 43  
St. John Fisher 65, Cortland 60  
Calvin 64, Capital 63  
Baldwin Wallace 77, Wilmington (OH) 72  
WashU 67, Wis.-Oshkosh 46  
Wis.-Eau Claire 75, Millikin 38  
Clark (MA) 63, Bates 59  
Southern Me. 72, Salem St. 68  
Rowan 87, Salisbury 73  
Eastern Nazarene 66, Stockton 63  
St. Thomas (MN) 64, Pacific Lutheran 45  
George Fox 71, Cal Lutheran 63  
McMurry 70, Hendrix 59  
Hardin-Simmons 101, Roanoke 76

## Sectional Semifinals

Southern Me. 77, Clark (MA) 61  
Rowan 70, Eastern Nazarene 44  
St. Thomas (MN) 76, George Fox 64  
Hardin-Simmons 62, McMurry 60  
Scranton 49, King's (PA) 45  
St. Lawrence 67, St. John Fisher 62  
Baldwin Wallace 76, Calvin 72 (2 OT)  
WashU 81, Wis.-Eau Claire 63

## Sectional Finals

Southern Me. 65, Rowan 62  
St. Thomas (MN) 68, Hardin-Simmons 56  
Scranton 72, St. Lawrence 59  
WashU 86, Baldwin Wallace 71

## Semifinals

Southern Me. 49, St. Thomas (MN) 42  
WashU 64, Scranton 30

## Third Place

St. Thomas (MN) 66, Scranton 56

## Championship

WashU 79, Southern Me. 33

## 2001

### First Round

Mt. St. Mary (NY) 66, Rensselaer 54  
Bowdoin 61, Eastern Conn. St. 53  
Springfield 60, Southern Me. 49  
Cortland 62, St. Lawrence 60  
Fontbonne 83, Rockford 47  
Neb. Wesleyan 73, Carleton 51  
Wartburg 86, Chapman 78  
St. Thomas (MN) 69, Claremont-M-S 59  
Wis.-Eau Claire 71, Lakeland 43  
Ithaca 79, U New England 61  
Swarthmore 66, Gwynedd Mercy 55  
Messiah 70, Bethany (WV) 58  
Marymount (VA) 85, Staten Island 65  
Ohio Wesleyan 67, Lake Forest 55  
Centre 87, Thomas More 86  
Maryville (TN) 77, Chris. Newport 65  
Guilford 80, Meredith 57  
Defiance 90, Penn St.-Behrend 59

### Second Round

NYU 89, Mt. St. Mary (NY) 47  
Bowdoin 72, Salem St. 65 (OT)  
Emmanuel (MA) 79, Springfield 56  
Cortland 70, SUNY Oneonta 64  
Fontbonne 69, Millikin 56  
Wartburg 85, Neb. Wesleyan 71  
St. Thomas (MN) 64, George Fox 52  
WashU 87, Wis.-Eau Claire 67  
TCNJ 68, Ithaca 58  
Elizabethtown 79, Swarthmore 58  
Messiah 68, King's (PA) 61  
Marymount (VA) 64, Salisbury 59  
Ohio Wesleyan 72, Hope 71  
Centre 63, Maryville (TN) 57  
Hardin-Simmons 106, Guilford 77  
Baldwin Wallace 82, Defiance 63

### Sectional Semifinals

NYU 64, Bowdoin 60  
Emmanuel (MA) 87, Cortland 70  
Wartburg 82, Fontbonne 78  
WashU 65, St. Thomas (MN) 58  
TCNJ 68, Elizabethtown 45  
Messiah 97, Marymount (VA) 86 (2 OT)  
Ohio Wesleyan 71, Centre 64  
Baldwin Wallace 78, Hardin-Simmons 71

### Sectional Finals

Emmanuel (MA) 74, NYU 70 (OT)  
WashU 83, Wartburg 71  
Messiah 72, TCNJ 61  
Ohio Wesleyan 66, Baldwin Wallace 64

### Semifinals

WashU 78, Emmanuel (MA) 62  
Messiah 70, Ohio Wesleyan 57

## Third Place

Ohio Wesleyan 70, Emmanuel (MA) 64

## Championship

WashU 67, Messiah 45

## 2002

### First Round

Bethany (WV) 79, Benedictine (IL) 58  
Thomas More 80, Anderson (IN) 75  
Maryville (TN) 79, SCAD 66  
Alvernia 62, Hunter 46  
Kean 85, Salve Regina 82  
Chris. Newport 71, Hood 40  
Guilford 54, Methodist 47  
Eastern Conn. St. 62, Salem St. 61  
Emmanuel (MA) 63, Southern Me. 51  
Ohio Wesleyan 71, Buffalo St. 61  
CWRU 59, Mt. St. Mary (NY) 56  
Scranton 71, McDaniel 61  
Wis.-Stevens Point 88, Lake Forest 52  
Lakeland 61, Millikin 54  
Webster 81, Aurora 60  
Saint Benedict 91, Wis.-Stout 80  
Carleton 71, Wartburg 61  
Chapman 78, Pomona-Pitzer 65

### Second Round

Wilmington (OH) 83, Bethany (WV) 66  
Hope 87, Thomas More 76  
DePauw 75, Maryville (TN) 58  
Hardin-Simmons 72, Guilford 71  
Springfield 61, Eastern Conn. St. 50  
Bowdoin 80, Emmanuel (MA) 66  
Ohio Wesleyan 73, Ithaca 67  
St. Lawrence 73, CWRU 67  
Scranton 70, Messiah 65  
King's (PA) 79, Alvernia 61  
Salisbury 67, Kean 49  
Marymount (VA) 75, Chris. Newport 62  
Wis.-Stevens Point 66, WashU 60  
Webster 48, Lakeland 33  
Pacific Lutheran 60, Saint Benedict 54  
Chapman 87, Carleton 74

### Sectional Semifinals

DePauw 84, Hardin-Simmons 60  
Wilmington (OH) 89, Hope 81  
St. Lawrence 57, Ohio Wesleyan 56  
Bowdoin 64, Springfield 50  
King's (PA) 72, Scranton 57  
Marymount (VA) 79, Salisbury 52  
Pacific Lutheran 62, Chapman 54  
Wis.-Stevens Point 71, Webster 61

### Sectional Finals

DePauw 88, Wilmington (OH) 70  
St. Lawrence 64, Bowdoin 51  
Marymount (VA) 67, King's (PA) 64  
Wis.-Stevens Point 64, Pacific Lutheran 47

### Semifinals

St. Lawrence 69, DePauw 54  
Wis.-Stevens Point 80, Marymount (VA) 57

### Third Place

DePauw 65, Marymount (VA) 58

### Championship

Wis.-Stevens Point 67, St. Lawrence 65

## 2003

### First Round

Rutgers-Camden 63, Gwynedd Mercy 48  
Johns Hopkins 75, Hunter 50  
Messiah 84, Hood 46  
Scranton 66, St. Lawrence 61  
Ithaca 81, SUNY Brockport 68  
Randolph-Macon 77, Meredith 74  
Maryville (TN) 50, Methodist 49  
Ill. Wesleyan 67, Fontbonne 54  
St. Norbert 65, Rockford 47

Emmanuel (MA) 69, Salve Regina 52  
Salem St. 61, Springfield 50  
Pitt.-Greensburg 62, Mt. St. Mary (NY) 54  
Eastern Conn. St. 91, Farmingdale St. 49  
Wis.-Eau Claire 70, Wis. Lutheran 49  
Chapman 70, La Verne 46  
Gust. Adolphus 67, Loras 59  
Baldwin Wallace 64, Wittenberg 57  
Hope 75, Mt. St. Joseph 63

#### Second Round

Marymount (VA) 83, Rutgers-Camden 80  
Messiah 86, Johns Hopkins 60  
Rochester (NY) 59, Scranton 45  
Ithaca 86, St. John Fisher 79 (OT)  
Hardin-Simmons 104, Randolph-Macon 80  
Trinity (TX) 66, Maryville (TN) 60  
WashU 80, Ill. Wesleyan 56  
St. Norbert 60, Carleton 47  
Bowdoin 73, Emmanuel (MA) 50  
Southern Me. 72, Salem St. 54  
King's (PA) 82, Pitt.-Greensburg 67  
Eastern Conn. St. 65, DeSales 61  
Wis.-Eau Claire 81, Chapman 45  
Pacific Lutheran 68, Gust. Adolphus 54  
Wilmington (OH) 74, Baldwin Wallace 63  
Hope 71, Wash. & Jeff. 60

#### Sectional Semifinals

Messiah 83, Marymount (VA) 82  
Rochester (NY) 57, Ithaca 51  
Trinity (TX) 67, Hardin-Simmons 61  
WashU 83, St. Norbert 65  
Bowdoin 64, Southern Me. 47  
Eastern Conn. St. 67, King's (PA) 57  
Wis.-Eau Claire 43, Pacific Lutheran 41  
Hope 77, Wilmington (OH) 73

#### Sectional Finals

Rochester (NY) 71, Messiah 60  
Trinity (TX) 76, WashU 57  
Eastern Conn. St. 58, Bowdoin 47  
Wis.-Eau Claire 74, Hope 56

#### Semifinals

Trinity (TX) 63, Rochester (NY) 54  
Eastern Conn. St. 52, Wis.-Eau Claire 49 (OT)

#### Third Place

Wis.-Eau Claire 82, Rochester (NY) 77 (2 OT)

#### Championship

Trinity (TX) 60, Eastern Conn. St. 58

## 2004

#### First Round

Union (NY) 78, Mt. St. Mary (NY) 47  
Cortland 64, Ithaca 60  
Johns Hopkins 71, Alvernia 53  
McDaniel 71, Pitt.-Greensburg 64  
TCNJ 60, Hunter 52  
Wilmington (OH) 66, Albion 62  
DePauw 88, Aurora 44  
Chapman 57, Claremont-M-S 47  
Carleton 58, Lakeland 42  
Gwynedd Mercy 66, Widener 52  
Wittenberg 81, Penn St.-Behrend 49  
Salve Regina 61, Emmanuel (MA) 58  
Salem St. 78, Clark (MA) 67  
Southern Me. 73, Husson 47  
Ripon 69, Wheaton (IL) 51  
Millikin 69, Maryville (MO) 53  
Maryville (TN) 101, Mary Baldwin 51  
Chris. Newport 61, Bethany (WV) 60

#### Second Round

NYU 69, Union (NY) 50  
Rochester (NY) 65, Cortland 50  
Marymount (VA) 73, Johns Hopkins 57  
McDaniel 70, TCNJ 65  
Wilmington (OH) 75, Franklin 60  
Thomas More 68, DePauw 63  
Puget Sound 61, Chapman 53

Buena Vista 69, Carleton 61  
Scranton 60, Gwynedd Mercy 58  
Wittenberg 51, Messiah 48  
Bowdoin 57, Salve Regina 44  
Southern Me. 80, Salem St. 57  
Wis.-Stevens Point 84, Ripon 66  
WashU 72, Millikin 59  
Hardin-Simmons 96, Maryville (TN) 72  
East. Mennonite 63, Chris. Newport 62

#### Sectional Semifinals

Rochester (NY) 77, NYU 68  
Marymount (VA) 68, McDaniel 64  
Wilmington (OH) 78, Thomas More 75  
Puget Sound 70, Buena Vista 66  
Scranton 68, Wittenberg 51  
Bowdoin 59, Southern Me. 55  
Wis.-Stevens Point 83, WashU 76  
Hardin-Simmons 91, East. Mennonite 64

#### Sectional Finals

Rochester (NY) 61, Marymount (VA) 57  
Wilmington (OH) 63, Puget Sound 60  
Bowdoin 71, Scranton 58  
Wis.-Stevens Point 72, Hardin-Simmons 67

#### Semifinals

Wilmington (OH) 74, Rochester (NY) 63  
Bowdoin 64, Wis.-Stevens Point 59

#### Third Place

Rochester (NY) 64, Wis.-Stevens Point 63

#### Championship

Wilmington (OH) 59, Bowdoin 53

## 2005

#### First Round

Emmanuel (MA) 43, Salem St. 41  
Ithaca 64, Colby-Sawyer 46  
Southern Me. 83, Maine Maritime 67  
Springfield 64, Stockton 60  
Wesleyan (CT) 64, Chestnut Hill 46  
WashU 62, Webster 35  
Ripon 62, Rockford 57  
Wis.-Stout 70, Edgewood 59  
Calvin 74, Franklin 60  
Denison 51, Baldwin Wallace 46  
McDaniel 71, Frostburg St. 64  
Westminster (PA) 54, Dickinson 50  
William Smith 68, Wash. & Jeff. 54  
Alvernia 60, SUNY Brockport 38  
Saint Benedict 80, Simpson 63  
Chapman 72, Cal Lutheran 65  
Mary Washington 69, Maryville (TN) 66  
Trinity (TX) 57, Howard Payne 55

#### Second Round

Bates 83, Emmanuel (MA) 64  
Southern Me. 55, Ithaca 52  
Springfield 66, Mt. St. Mary (NY) 60  
Wesleyan (CT) 73, Staten Island 64  
Millikin 67, WashU 58  
Wis.-Stout 65, Ripon 57  
Calvin 72, DePauw 63  
Albion 63, Denison 44  
Scranton 72, McDaniel 69  
Messiah 69, Westminster (PA) 46  
William Smith 68, Oswego St. 58  
Bowdoin 69, Alvernia 46  
Saint Benedict 77, Buena Vista 71  
George Fox 86, Chapman 55  
Randolph-Macon 89, Mary Washington 76  
Trinity (TX) 79, Greensboro 64

#### Sectional Semifinals

Southern Me. 67, Bates 64  
Springfield 62, Wesleyan (CT) 56  
Millikin 59, Wis.-Stout 56  
Calvin 64, Albion 56  
Scranton 64, Messiah 43  
Bowdoin 63, William Smith 51  
George Fox 74, Saint Benedict 69

Randolph-Macon 82, Trinity (TX) 79

#### Sectional Finals

Southern Me. 80, Springfield 69  
Millikin 63, Calvin 56  
Scranton 49, Bowdoin 43  
Randolph-Macon 63, George Fox 51

#### Semifinals

Millikin 66, Southern Me. 60  
Randolph-Macon 70, Scranton 65

#### Third Place

Southern Me. 55, Scranton 53

#### Championship

Millikin 70, Randolph-Macon 50

## 2006

#### First Round

Mary Washington 79, TCNJ 41  
Muhlenberg 57, Wesleyan (CT) 50  
Bowdoin 73, Colby-Sawyer 54  
Brandeis 63, Salem St. 59  
Southern Me. 81, Maine Maritime 41  
Norwich 76, Me.-Farmington 63  
\*Baruch 66, Mt. St. Mary (NY) 64  
Bridgewater (VA) 71, Bates 69 (OT)  
Randolph-Macon 83, Hood 57  
Greensboro 93, Moravian 80  
Simpson 73, Saint Benedict 70  
Wis.-Stout 61, Concordia-M'head 37  
Pacific Lutheran 72, Chapman 54  
Puget Sound 74, Cal Lutheran 62  
Hardin-Simmons 64, McMurry 53  
Howard Payne 71, Trinity (TX) 53  
Baldwin Wallace 73, Oswego St. 69  
William Smith 69, St. John Fisher 62  
Messiah 70, Springfield 56  
Williams 63, NYU 56  
Scranton 78, Marymount (VA) 55  
Gwynedd Mercy 72, Stockton 68  
Rochester (NY) 83, Cortland 65  
Medaille 73, Wash. & Jeff. 55  
Maryville (TN) 93, Oglethorpe 61  
Wheaton (IL) 66, Rockford 50  
Maryville (MO) 48, Lakeland 41  
WashU 70, Manchester 54  
Carroll (WI) 64, Calvin 57  
Hope 72, Denison 51  
Capital 61, Franklin 54

#### Second Round

Mary Washington 68, Muhlenberg 48  
Bowdoin 59, Brandeis 56  
Southern Me. 72, Norwich 42  
Bridgewater (VA) 72, \*Baruch 49  
Randolph-Macon 79, Greensboro 61  
Wis.-Stout 78, Simpson 68  
Pacific Lutheran 62, Puget Sound 50  
Hardin-Simmons 73, Howard Payne 64  
Baldwin Wallace 71, William Smith 65  
Williams 71, Messiah 67  
Scranton 80, Gwynedd Mercy 72  
Rochester (NY) 57, Medaille 44  
DePauw 86, Maryville (TN) 58  
Wheaton (IL) 75, Maryville (MO) 48  
WashU 78, Carroll (WI) 66  
Hope 75, Capital 56

#### Sectional Semifinals

Bowdoin 62, Mary Washington 54  
Southern Me. 68, Bridgewater (VA) 55  
Randolph-Macon 80, Wis.-Stout 71  
Hardin-Simmons 76, Pacific Lutheran 72  
Baldwin Wallace 71, Williams 65  
Scranton 66, Rochester (NY) 63  
DePauw 69, Wheaton (IL) 60  
Hope 92, WashU 89

#### Sectional Finals

Southern Me. 56, Bowdoin 53  
Hardin-Simmons 72, Randolph-Macon 56

Scranton 50, Baldwin Wallace 41  
Hope 76, DePauw 60

#### **Semifinals**

Southern Me. 74, Hardin-Simmons 65  
Hope 59, Scranton 56

#### **Third Place**

Scranton 57, Hardin-Simmons 47

#### **Championship**

Hope 69, Southern Me. 56

*\*Baruch's participation in the 2006 vacated by the NCAA Committee on Infractions.*

## **2007**

#### **First Round**

Bowdoin 74, Mount Holyoke 57  
Keene St. 61, Maine Maritime 51  
Cortland 72, Medaille 67  
Rochester (NY) 65, St. Lawrence 57  
Mary Washington 66, Notre Dame (MD) 30  
Chris. Newport 52, Dickinson 49  
Hamilton 58, Mt. St. Mary (NY) 55  
Scranton 64, Lehman 43  
Emmanuel (MA) 80, Salve Regina 27  
Brandeis 90, Me.-Farmington 66  
DePauw 74, Transylvania 54  
Denison 82, Hope 66  
Wilmington (OH) 76, Oglethorpe 54  
Calvin 53, Thomas More 38  
Fitchburg St. 79, Norwich 60  
Southern Me. 68, Williams 62  
Chapman 108, La Verne 97 (OT)  
George Fox 61, Gust. Adolphus 47  
Puget Sound 69, McMurry 57  
Luther 72, Concordia Wisconsin 51  
Carroll (WI) 86, Ill. Wesleyan 59  
WashU 54, Manchester 52  
Lake Forest 65, Maryville (MO) 61  
Messiah 77, Westminster (PA) 65  
Kean 62, Keuka 51  
Randolph-Macon 83, Piedmont 68  
Wm. Paterson 69, McDaniel 61  
Simpson 91, Wis.-Stout 86  
Wheaton (IL) 79, Saint Benedict 75 (OT)  
Gwynedd Mercy 83, Ithaca 74  
NYU 84, Ursinus 50

#### **Second Round**

Bowdoin 72, Keene St. 52  
Rochester (NY) 68, Cortland 51  
Mary Washington 77, Chris. Newport 61  
Scranton 58, Hamilton 52  
Emmanuel (MA) 71, Brandeis 66  
DePauw 74, Denison 66  
Calvin 73, Wilmington (OH) 67  
Southern Me. 65, Fitchburg St. 54  
Howard Payne 76, Chapman 37  
Puget Sound 51, George Fox 48  
Luther 74, Carroll (WI) 50  
WashU 58, Lake Forest 47  
Kean 89, Messiah 84  
Randolph-Macon 74, Wm. Paterson 59  
Simpson 81, Wheaton (IL) 58  
NYU 72, Gwynedd Mercy 60

#### **Sectional Semifinals**

Bowdoin 63, Rochester (NY) 53  
Mary Washington 48, Scranton 45  
DePauw 74, Emmanuel (MA) 50  
Calvin 60, Southern Me. 56  
Puget Sound 47, Howard Payne 44  
WashU 59, Luther 58  
Kean 68, Randolph-Macon 60  
NYU 76, Simpson 58

#### **Sectional Finals**

Mary Washington 64, Bowdoin 59  
DePauw 74, Calvin 61  
WashU 57, Puget Sound 48  
NYU 76, Kean 64

#### **Semifinals**

DePauw 67, Mary Washington 61  
WashU 72, NYU 53

#### **Third Place**

Mary Washington 74, NYU 63

#### **Championship**

DePauw 55, WashU 52

## **2008**

#### **First Round**

Messiah 63, Cabrini 34  
St. Lawrence 64, Wm. Paterson 57  
Rochester (NY) 71, Eastern Conn. St. 66  
Medaille 56, Scranton 54  
Tufts 71, Wheaton (MA) 67  
Mt. St. Mary (NY) 75, Albright 62  
TCNJ 65, Bridgewater (VA) 52  
Mary Washington 73, Baruch 58  
Brandeis 74, Southern Me. 71  
Kean 83, Utica 76  
UChicago 62, St. Thomas (MN) 59  
St. Norbert 71, Wis.-Stevens Point 57  
William Smith 76, Colby-Sawyer 72  
SUNY Brockport 68, Emmanuel (MA) 64  
Oglethorpe 91, Piedmont 78  
Thomas More 76, Greensboro 63  
McMurry 71, Trinity (TX) 67  
DeSales 56, Muhlenberg 48  
Salem St. 73, Marymount (VA) 63  
Puget Sound 74, La Verne 58  
George Fox 71, Chapman 55  
Baldwin Wallace 83, D'Youville 53  
Hope 76, Juniata 47  
Simpson 73, Gust. Adolphus 64  
Wis.-Eau Claire 61, Carleton 52  
Wis.-Whitewater 77, Manchester 60  
Ill. Wesleyan 111, Maryville (MO) 77  
Amherst 78, Becker 32  
Bowdoin 64, Bridgewater St. 49  
WashU 73, Wilmington (OH) 72  
DePauw 70, Denison 53

#### **Second Round**

Messiah 64, St. Lawrence 49  
Rochester (NY) 69, Medaille 50  
Tufts 54, Mt. St. Mary (NY) 38  
Mary Washington 56, TCNJ 50  
Kean 95, Brandeis 61  
UChicago 65, St. Norbert 52  
William Smith 78, SUNY Brockport 73  
Oglethorpe 65, Thomas More 55  
Howard Payne 79, McMurry 64  
DeSales 74, Salem St. 55  
George Fox 72, Puget Sound 66  
Hope 68, Baldwin Wallace 48  
Simpson 70, Wis.-Eau Claire 63  
Wis.-Whitewater 87, Ill. Wesleyan 63  
Amherst 61, Bowdoin 60  
DePauw 73, WashU 66

#### **Sectional Semifinals**

Messiah 73, Rochester (NY) 61  
Tufts 48, Mary Washington 45  
Kean 70, UChicago 56  
Oglethorpe 69, William Smith 63  
Howard Payne 69, DeSales 42  
Hope 47, George Fox 40  
Wis.-Whitewater 96, Simpson 69  
DePauw 68, Amherst 63

#### **Sectional Finals**

Messiah 55, Tufts 49  
Oglethorpe 98, Kean 86  
Howard Payne 53, Hope 49  
Wis.-Whitewater 83, DePauw 80

#### **Semifinals**

Messiah 80, Oglethorpe 60  
Howard Payne 69, Wis.-Whitewater 59

#### **Third Place**

Wis.-Whitewater 80, Oglethorpe 67

#### **Championship**

Howard Payne 68, Messiah 54

## **2009**

#### **First Round**

Chapman 70, Occidental 65  
Oglethorpe 68, Maryville (TN) 65  
Greensboro 77, Mississippi Col. 70  
Messiah 81, Eastern Conn. St. 46  
Thomas More 76, Randolph-Macon 61  
Hope 87, Wash. & Jeff. 64  
Baldwin Wallace 52, Pitt.-Greensburg 44  
Scranton 73, Keuka 42  
Cortland 71, St. Lawrence 55  
York (PA) 75, Chris. Newport 61  
Baruch 72, Cabrini 58  
Tufts 80, Moravian 70  
TCNJ 64, DeSales 51  
Rochester (NY) 67, Widener 56  
Kean 74, Marymount (VA) 60  
Ill. Wesleyan 80, Ohio Wesleyan 51  
Wis.-Eau Claire 62, DePauw 50  
Wis.-Stevens Point 77, Maryville (MO) 62  
Concordia Wisconsin 76, Concordia-M'head 72  
Saint Benedict 55, Ripon 42  
Wis.-Whitewater 69, Simpson 59  
WashU 77, Capital 72  
Transylvania 65, Howard Payne 52  
Amherst 77, Babson 54  
Emmanuel (MA) 55, Southern Me. 49  
NYU 80, Salve Regina 55  
Stevens 59, Mary Washington 50  
Brandeis 62, Western Conn. St. 49  
Mt. St. Mary (NY) 56, SUNY Brockport 46  
Bowdoin 72, Castleton 31  
Muhlenberg 80, Westfield St. 63

#### **Second Round**

George Fox 83, Chapman 40  
Oglethorpe 67, Greensboro 40  
Thomas More 57, Messiah 50  
Hope 69, Baldwin Wallace 53  
Scranton 51, Cortland 45  
York (PA) 90, Baruch 73  
TCNJ 57, Tufts 55  
Rochester (NY) 66, Kean 59  
Ill. Wesleyan 80, Wis.-Eau Claire 63  
Wis.-Stevens Point 78, Concordia Wisconsin 58  
Saint Benedict 67, Wis.-Whitewater 59  
WashU 83, Transylvania 57  
Amherst 76, Emmanuel (MA) 37  
NYU 71, Stevens 57  
Brandeis 79, Mt. St. Mary (NY) 52  
Muhlenberg 58, Bowdoin 57

#### **Sectional Semifinals**

George Fox 71, Oglethorpe 56  
Hope 67, Thomas More 51  
Scranton 50, York (PA) 46  
TCNJ 70, Rochester (NY) 58  
Ill. Wesleyan 77, Wis.-Stevens Point 64  
WashU 56, Saint Benedict 43  
Amherst 74, NYU 51  
Brandeis 82, Muhlenberg 70

#### **Sectional Finals**

George Fox 58, Hope 46  
TCNJ 54, Scranton 48  
WashU 58, Ill. Wesleyan 53  
Amherst 68, Brandeis 54

#### **Semifinals**

George Fox 67, TCNJ 52  
WashU 65, Amherst 49

#### **Third Place**

TCNJ 82, Amherst 74

#### **Championship**

George Fox 60, WashU 53.

## 2010

### First Round

Amherst 68, MCLA 47  
Southern Me. 74, Rensselaer 63  
DeSales 62, Ithaca 53  
Williams 62, Mt. St. Mary (NY) 56  
Utica 64, Moravian 61  
Gettysburg 68, Farmingdale St. 57  
Colby 62, Husson 59  
Babson 76, Emmanuel (MA) 56  
George Fox 65, Louisiana Col. 49  
Puget Sound 54, Redlands 42  
Wis.-Whitewater 91, St. Thomas (MN) 73  
Carthage 73, Northland 60  
WashU 81, Maryville (TN) 67  
Thomas More 68, Fontbonne 49  
Messiah 64, Neumann 55  
Mount Union 71, Wash. & Jeff. 48  
Kean 105, Penn St.-Berks 68  
Tufts 71, Muhlenberg 59  
Bowdoin 67, Baruch 53  
Western Conn. St. 59, U New England 41  
Chris. Newport 68, Wash. & Lee 51  
Roanoke 77, McDaniel 66  
Mary Washington 84, Wm. Paterson 53  
Rochester (NY) 66, Cortland 47  
Ill. Wesleyan 76, Franklin 52  
Simpson 66, UChicago 53  
Wis.-Stevens Point 86, Minn.-Morris 64  
St. Norbert 78, Calvin 67  
Hope 68, Denison 40  
DePauw 79, Lakeland 46  
Marymount (VA) 57, Scranton 41  
Medaille 64, Lebanon Valley 63

### Second Round

Amherst 76, Southern Me. 49  
Williams 94, DeSales 77  
Gettysburg 71, Utica 55  
Babson 76, Colby 73  
George Fox 59, Puget Sound 37  
Carthage 79, Wis.-Whitewater 74  
WashU 80, Thomas More 64  
Mount Union 62, Messiah 61 (OT)  
Kean 75, Tufts 56  
Bowdoin 65, Western Conn. St. 43  
Chris. Newport 72, Roanoke 48  
Rochester (NY) 61, Mary Washington 54 (OT)  
Ill. Wesleyan 83, Simpson 53  
Wis.-Stevens Point 71, St. Norbert 58  
Hope 68, DePauw 54  
Marymount (VA) 74, Medaille 44

### Sectional Semifinals

Amherst 71, Williams 66  
Babson 71, Gettysburg 68 (OT)  
George Fox 55, Carthage 48  
WashU 76, Mount Union 57  
Kean 62, Bowdoin 51  
Rochester (NY) 74, Chris. Newport 69  
Wis.-Stevens Point 77, Ill. Wesleyan 76  
Hope 53, Marymount (VA) 46

### Sectional Finals

Amherst 80, Babson 65  
WashU 59, George Fox 52  
Rochester (NY) 68, Kean 65  
Hope 71, Wis.-Stevens Point 64

### Semifinals

WashU 86, Amherst 75 (OT)  
Hope 76, Rochester (NY) 65

### Third Place

Amherst 56, Rochester (NY) 44

### Championship

WashU 65, Hope 59

## 2011

### First Round

Louisiana Col. 61, Chapman 60  
George Fox 53, Occidental 46  
Wis.-Stevens Point 79, St. Norbert 69  
Simpson 59, Concordia-M'head 56  
Coe 78, Minn.-Morris 53  
Howard Payne 84, Lewis & Clark 66  
Ill. Wesleyan 82, Webster 70  
Wis. Lutheran 73, Wis.-La Crosse 59  
Thomas More 53, Piedmont 44  
Mount Union 69, Wis.-Whitewater 55  
Hope 77, DePauw 65  
WashU 71, \*Denison 55  
Calvin 73, La Roche 37  
UChicago 76, Hanover 62  
Juniata 62, Gallaudet 45  
Greensboro 83, Saint Vincent 66  
Wm. Paterson 81, Keuka 47  
Colby 58, Stevens 48  
Lebanon Valley 83, Neumann 68  
Randolph-Macon 80, Bridgewater St. 69  
Chris. Newport 81, York (PA) 52  
Johns Hopkins 76, Stockton 68  
\*Kean 80, Vassar 49  
Western Conn. St. 65, Messiah 44  
Amherst 102, Husson 44  
Eastern Conn. St. 76, Baruch 65  
Rochester (NY) 70, Daniel Webster 52  
Muhlenberg 64, Williams 63  
Bowdoin 74, Salve Regina 64  
Mt. St. Mary (NY) 73, Emmanuel (MA) 50  
SUNY Geneseo 62, DeSales 51  
Babson 78, Medaille 58

### Second Round

George Fox 63, Louisiana Col. 47  
Wis.-Stevens Point 82, Simpson 75  
Coe 79, Howard Payne 56  
Ill. Wesleyan 84, Wis. Lutheran 69  
Thomas More 76, Mount Union 63  
WashU 56, Hope 52  
UChicago 67, Calvin 62  
Greensboro 57, Juniata 55  
Wm. Paterson 58, Colby 53  
Lebanon Valley 73, Randolph-Macon 56  
Chris. Newport 81, Johns Hopkins 62  
\*Kean 82, Western Conn. St. 64  
Amherst 76, Eastern Conn. St. 54  
Muhlenberg 74, Rochester (NY) 69  
Bowdoin 61, Mt. St. Mary (NY) 53  
Babson 65, SUNY Geneseo 53

### Sectional Semifinals

George Fox 71, Wis.-Stevens Point 63  
Ill. Wesleyan 77, Coe 74  
WashU 72, Thomas More 53  
UChicago 87, Greensboro 61  
Lebanon Valley 83, Wm. Paterson 61  
Chris. Newport 80, \*Kean 76  
Amherst 79, Muhlenberg 60  
Babson 61, Bowdoin 58 (OT)

### Sectional Finals

Ill. Wesleyan 61, George Fox 50  
WashU 63, UChicago 58  
Chris. Newport 62, Lebanon Valley 50  
Amherst 68, Babson 49

### Semifinals

WashU 87, Ill. Wesleyan 77  
Amherst 69, Chris. Newport 59

### Third Place

Chris. Newport 64, Ill. Wesleyan 58

### Championship

Amherst 64, WashU 55

*\*Denison and Kean participation in the championship vacated by the NCAA Committee on*

### Infractions.

## 2012

### First Round

Amherst 84, St. Joseph's (Brkln) 30,  
Babson 68, Bridgewater St. 59  
Juniata 84, Castleton 57  
York (PA) 86, Saint Vincent 66  
Rhode Island Col. 69, Baruch 54  
Emmanuel (MA) 68, Hartwick 61  
Wm. Paterson 79, Salve Regina 44  
King's (PA) 56, SUNY Oneonta 42  
Mary Washington 39, Keuka 32  
Messiah 73, Kean 50  
Lebanon Valley 73, Vassar 68  
Mt. St. Mary (NY) 63, Gwynedd Mercy 62  
Ithaca 84, Elms 37  
Bowdoin 75, Southern Me. 68  
George Fox 58, Cal Lutheran 35  
Lewis & Clark 83, Concordia (TX) 65  
DePauw 66, Westminster (MO) 46  
Carthage 74, Wis.-Whitewater 68  
Centre 59, Guilford 47  
WashU 79, Ferrum 64  
Thomas More 94, Louisiana Col. 91  
Ill. Wesleyan 84, Maryville (TN) 42  
Mount Union 73, La Roche 63  
Muhlenberg 63, Catholic 54  
St. Thomas (MN) 71, Martin Luther 58  
Coe 72, UW-River Falls 61  
Tufts 61, Misericordia 57  
Johns Hopkins 53, U New England 51  
Calvin 59, Wis. Lutheran 47  
Wis.-Stevens Point 61, Franklin 58  
UChicago 75, Monmouth (IL) 68  
Wis.-Eau Claire 69, Simpson 61

### Second Round

Amherst 61, Babson 48  
York (PA) 90, Juniata 81  
Emmanuel (MA) 57, Rhode Island Col. 52  
King's (PA) 64, Wm. Paterson 63  
Mary Washington 53, Messiah 50  
Lebanon Valley 70, Mt. St. Mary (NY) 53  
Bowdoin 55, Ithaca 51  
George Fox 52, Lewis & Clark 50  
Carthage 53, DePauw 48  
Centre 57, WashU 55  
Ill. Wesleyan 87, Thomas More 50  
Mount Union 61, Muhlenberg 55  
St. Thomas (MN) 51, Coe 45  
Tufts 55, Johns Hopkins 46  
Calvin 76, Wis. -Stevens Point 71  
UChicago 56, Wis.-Eau Claire 52

### Sectional Semifinals

Amherst 79, York (PA) 55  
Emmanuel (MA) 67, King's (PA) 56  
Mary Washington 46, Lebanon Valley 41  
George Fox 71, Bowdoin 55  
Carthage 71, Centre 61  
Ill. Wesleyan 70, Mount Union 69  
St. Thomas (MN) 50, Tufts 47  
Calvin 68, UChicago 50

### Sectional Finals

Amherst 84, Emmanuel (MA) 61  
George Fox 68, Mary Washington 45  
Ill. Wesleyan 77, Carthage 69  
St. Thomas (MN) 83, Calvin 72

### Semifinals

George Fox 76, Amherst 69  
Ill. Wesleyan 67, St. Thomas (MN) 53

### Third Place

St. Thomas (MN) 87, Amherst 60

### Championship

Ill. Wesleyan 57, George Fox 48



## 2013

### First Round

Catholic 52, Cabrini 44  
Widener 56, FDU-Florham 52  
Messiah 84, Lancaster Bible 51  
Wm. Paterson 71, Gettysburg 64  
Amherst 67, Farmingdale St. 39  
U New England 67, Bridgewater St. 58  
Tufts 57, St. Lawrence 32  
Babson 61, SUNY New Paltz St. 45  
Cornell College 76, St. Scholastica 54  
St. Thomas (MN) 64, Calvin 62  
Ohio Northern 86, Hanover 68  
Hope 64, Wheaton (IL) 37  
Simpson 91, Westminster (MO) 58  
Wis.-Stevens Point 72, Concordia-M'head 64  
Wis.-Whitewater 68, Wis. Lutheran 48  
Carthage 72, Thomas More 55  
DePauw 73, La Roche 43  
Maryville (TN) 68, Otterbein 61  
Rhodes 59, Louisiana Col. 58  
WashU 45, Texas-Dallas 40  
Chris. Newport 66, Guilford 47  
Marymount (VA) 55, East. Mennonite 42  
Montclair St. 87, Regis (MA) 47  
Lebanon Valley 59, Baruch 53  
Rochester (NY) 70, Emmanuel (MA) 66  
Williams 79, Scranton 59  
Ithaca 56, Colby-Sawyer 43  
Smith 80, Southern Me. 58  
Lewis & Clark 78, Trinity (TX) 49  
Whitman 61, Cal Lutheran 37  
Huntingdon 84, Ferrum 67  
Emory 72, Whitworth 65

### Second Round

Widener 57, Catholic 56  
Messiah 78, Wm. Paterson 70  
Amherst 71, U New England 34  
Tufts 53, Babson 35  
St. Thomas (MN) 53, Cornell College 52  
Hope 63, Ohio Northern 48  
Simpson 88, Wis.-Stevens Point 84  
Wis.-Whitewater 71, Carthage 51  
DePauw 78, Maryville (TN) 51  
WashU 78, Rhodes 75  
Chris. Newport 55, Marymount (VA) 50  
Montclair St. 71, Lebanon Valley 51  
Williams 68, Rochester (NY) 60  
Ithaca 73, Smith 50  
Whitman 66, Lewis & Clark 57  
Emory 88, Huntingdon 62

### Sectional Semifinals

Widener 67, Messiah 52  
Amherst 49, Tufts 42  
Hope 71, St. Thomas (MN) 61  
Wis.-Whitewater 76, Simpson 63  
DePauw 59, WashU 42  
Chris. Newport 55, Montclair St. 50  
Williams 64, Ithaca 60 (OT)  
Whitman 66, Emory 57

### Sectional Finals

Amherst 59, Widener 45  
Wis.-Whitewater 65, Hope 60  
DePauw 76, Chris. Newport 55  
Williams 63, Whitman 53

### Semifinals

Wis.-Whitewater 64, Amherst 62 (OT)  
DePauw 59, Williams 56

### Third Place

Williams 57, Amherst 53

### Championship

DePauw 69, Wis.-Whitewater 51

## 2014

### First Round

Montclair St. 78, Regis (MA) 51  
Cabrini 76, Moravian 61  
Scranton 88, Bridgewater St. 63  
Vassar 76, Williams 75  
York (PA) 76, La Roche 54  
Baldwin Wallace 66, Lebanon Valley 48  
FDU-Florham 106, Wells 45  
Messiah 91, Randolph-Macon 62  
Tufts 66, St. Joseph's (ME) 43  
U New England 80, NYU 77  
Castleton 64, Bowdoin 62  
Plattsburgh St. 67, Roger Williams 56  
Ithaca 67, Russell Sage 30  
Haverford 53, Rhode Island Col. 48  
Amherst 63, Springfield 49  
Hartwick 80, Baruch 77 (OT)  
WashU 64, Northwestern-St. Paul 47  
Wis.-Oshkosh 71, Saint Mary's (MN) 61  
St. Thomas (MN) 52, Loras 49  
Wis.-Whitewater 79, Concordia-M'head 72  
Carthage 60, St. Norbert 51  
Hope 60, Wis. Lutheran 54  
DePauw 79, Claremont-M-S 68  
Transylvania 79, Ohio Northern 71  
Rhodes 83, Spalding 59  
UT Tyler 67, Maryville (TN) 43  
Thomas More 95, Salem (NC) 58  
John Carroll 74, Texas Lutheran 62  
Ferrum 73, Capital 70  
Chris. Newport 78, East. Mennonite 63  
Whitman 106, Chapman 51  
Whitworth 71, George Fox 51

### Second Round

Montclair St. 78, Cabrini 73 (OT)  
Scranton 72, Vassar 71  
Baldwin Wallace 67, York (PA) 52  
FDU-Florham 79, Messiah 68  
Tufts 57, U New England 54 (OT)  
Castleton 76, Plattsburgh St. 70 (OT)  
Ithaca 54, Haverford 43  
Amherst 82, Hartwick 61  
Wis.-Oshkosh 72, WashU 66  
Wis.-Whitewater 82, St. Thomas (MN) 78  
Carthage 72, Hope 67  
DePauw 76, Transylvania 68  
UT Tyler 77, Rhodes 74  
Thomas More 120, John Carroll 86  
Chris. Newport 75, Ferrum 66  
Whitman 73, Whitworth 67

### Sectional Semifinals

Montclair St. 82, Scranton 77  
FDU-Florham 66, Baldwin Wallace 42  
Tufts 55, Castleton 35  
Ithaca 74, Amherst 71 (OT)  
Wis.-Whitewater 69, Wis.-Oshkosh 57  
DePauw 73, Carthage 54  
Thomas More 73, UT Tyler 61  
Whitman 87, Chris. Newport 70

### Sectional Finals

FDU-Florham 73, Montclair St. 53  
Tufts 61, Ithaca 59  
Wis.-Whitewater 88, DePauw 71  
Whitman 76, Thomas More 60

### Semifinals

FDU-Florham 42, Tufts 39  
Whitman 85, Wis.-Whitewater 70

### Third Place

Wis.-Whitewater 72, Tufts 54

### Championship

FDU Florham 80, Whitman 72.

## 2015

### First Round

Amherst 68, Eastern 51  
Calvin 80, Baldwin Wallace 66  
Bowdoin 70, Babson 57  
Muhlenberg 60, Cabrini 57  
FDU-Florham 84, JWU (Providence) 40  
George Fox 83, Penn St.-Abington 25  
\*Thomas More 83, Greensboro 61  
Depauw 83, Hanover 57  
Hope 75, Bethel (MN) 63  
East. Mennonite 77, La Roche 76  
Maryville (TN) 66, John Carroll 56  
Montclair St. 78, Regis (MA) 45  
Ithaca 82, CMSV 72  
Puget Sound 61, Claremont-M-S 56  
SUNY Geneseo 84, Castleton 40  
Salisbury 66, Bridgewater St. 63  
Eastern Conn. St. 50, Scranton 48  
St. John Fisher 62, Skidmore 60 (OT)  
Luther 72, St. Norbert 61  
St. Thomas (MN) 70, Minn.-Morris 31  
Baruch 70, Stevens 59  
Stockton 68, McDaniel 49  
Tufts 87, Pine Manor 46  
U New England 54, Catholic 50  
NYU 51, Va. Wesleyan 50  
WashU 75, Spalding 64  
Stevenson 67, Williams 55  
Wis. Lutheran 70, Wheaton (IL) 67 (OT)  
Wis.-Oshkosh 87, North Central (IL) 67  
Wittenberg 80, Transylvania 73  
Texas-Dallas 63, Rhodes 38  
UT Tyler 75, Southwestern 47

### Second Round

Amherst 70, NYU 47  
Eastern Conn. St. 71, Baruch 62  
\*Thomas More 85, East. Mennonite 65  
FDU-Florham 91, U New England 75  
George Fox 67, Puget Sound 49  
Hope 72, Wis. Lutheran 47  
Bowdoin 71, Ithaca 66  
DePauw 76, Maryville (TN) 53  
SUNY Geneseo 69, Muhlenberg 54  
Salisbury 61, Stockton 54  
St. Thomas (MN) 60, Luther 57  
Tufts 72, St. John Fisher 67  
Calvin 91, Wis.-Oshkosh 71  
WashU 80, Wittenberg 58  
Texas-Dallas 67, UT Tyler 65  
Montclair St. 53, Stevenson 48

### Sectional Semifinals

Calvin 71, DePauw 62  
Montclair St. 61, Bowdoin 54  
FDU-Florham 68, SUNY Geneseo 54  
Salisbury 63, Amherst 58  
St. Thomas (MN) 55, Hope 47  
George Fox 77, Texas-Dallas 73  
Tufts 46, Eastern Conn. St. 31  
\*Thomas More 103, WashU 90

### Sectional Finals

George Fox 78, Calvin 63  
Montclair St. 68, Salisbury 44  
\*Thomas More 75, St. Thomas (MN) 58  
Tufts 58, FDU-Florham 52

### Semifinals

George Fox 70, Montclair St. 58  
\*Thomas More 62, Tufts 52

### Third Place

Montclair St. 56, Tufts 48

### Championship

\* Thomas More 83, George Fox 63

*\*Thomas More's participation in the 2015 Division III championship vacated by the NCAA Committee on Infractions.*

## 2016

### First Round

[Thomas More 102](#), [La Roche 67](#)  
[Guilford 61](#), [Mount Union 57](#)  
[Birmingham-So. 56](#), [Lynchburg 50](#)  
[Maryville \(TN\) 67](#), [Mary Washington 56](#)  
[Carnegie Mellon 73](#), [Hope 72](#)  
[Ohio Northern 62](#), [Denison 53](#)  
[WashU 87](#), [Greenville 48](#)  
[Wis.-Whitewater 66](#), [Bluffton 54](#)  
[Amherst 65](#), [Eastern Conn. St. 47](#)  
[Rowan 95](#), [SUNY New Paltz 73](#)  
[Stevens Inst. 76](#), [Old Westbury 50](#)  
[SUNY Geneseo 51](#), [FDU-Florham 45](#)  
[Bowdoin 75](#), [Westfield St. 49](#)  
[New York U. 70](#), [Lehman 63](#)  
[Rochester \(NY\) 79](#), [JWU \(Providence\) 49](#)  
[Stockton 60](#), [Clarkson 59](#)  
[Scranton 67](#), [WPI 42](#)  
[Marymount \(VA\) 60](#), [Cabrini 49](#)  
[Muhlenberg 81](#), [St. John Fisher 72](#)  
[Chris. Newport 65](#), [St. Joseph \(ME\) 47](#)  
[Montclair St. 55](#), [SUNY Poly 48](#)  
[Albright 76](#), [Husson 46](#)  
[Tufts 61](#), [Regis \(MA\) 49](#)  
[Moravian 70](#), [U New England 60](#)  
[George Fox 64](#), [St. Norbert 54](#)  
[Wis.-Stevens Point 65](#), [DePauw 50](#)  
[UT Tyler 83](#), [UC Santa Cruz 64](#)  
[Claremont-M-S 63](#), [Trinity \(TX\) 57](#)  
[Wis.-Oshkosh 63](#), [Wis.-Superior 53](#)  
[Wartburg 65](#), [Wis. Lutheran 49](#)  
[St. Thomas \(MN\) 76](#), [Loras 68](#)  
[UW-River Falls 81](#), [Wheaton \(IL\) 56](#)

### Second Round

[Thomas More 92](#), [Guilford 40](#)  
[Maryville \(TN\) 63](#), [Birmingham So. 56](#)  
[Carnegie Melon 68](#), [Ohio Northern 65](#)  
[WashU 62](#), [Wis.-Whitewater 45](#)  
[Amherst 78](#), [Rowan 57](#)  
[Stevens Inst. 66](#), [SUNY Geneseo 60](#)  
[Bowdoin 62](#), [New York U. 48](#)  
[Rochester \(NY\) 67](#), [Stockton 59](#)  
[Scranton 60](#), [Marymount \(VA\) 44](#)  
[Chris. Newport 65](#), [Muhlenberg 42](#)  
[Albright 69](#), [Montclair St. 66 \(1OT\)](#)  
[Tufts 65](#), [Moravian 45](#)  
[George Fox 62](#), [Wis.-Stevens Point 59](#)  
[UT Tyler 80](#), [Claremont-M-S 58](#)  
[Wartburg 66](#), [Wis.-Oshkosh 56](#)  
[St. Thomas \(MN\) 67](#), [UW-River Falls 46](#)

### Sectional Semifinals

[Thomas More 75](#), [Maryville \(TN\) 46](#)  
[WashU 75](#), [Carnegie Mellon 69](#)  
[Amherst 82](#), [Stevens Inst. 48](#)  
[Rochester \(NY\) 60](#), [Bowdoin 53](#)  
[Scranton 82](#), [Chris. Newport 46](#)  
[Tufts 62](#), [Albright 49](#)  
[UT Tyler 81](#), [George Fox 77 \(1OT\)](#)  
[Wartburg 70](#), [St. Thomas \(MN\) 66](#)

### Sectional Finals

[Thomas More 88](#), [WashU 72](#)  
[Amherst 78](#), [Rochester \(NY\) 50](#)  
[Tufts 57](#), [Scranton 48](#)  
[Wartburg 80](#), [UT Tyler 74](#)

### Semifinals

[Thomas More 74](#), [Amherst 65](#)  
[Tufts 63](#), [Wartburg 50](#)

### Championship

[Thomas More 63](#), [Tufts 51](#)

## 2017

### First Round

[Amherst 65](#), [Regis \(MA\) 37](#)  
[Mary Washington 62](#), [Russell Sage 57](#)  
[FDU-Florham 58](#), [Gwynedd Mercy 46](#)  
[Babson 59](#), [Messiah 53](#)  
[Montclair St. 81](#), [Westfield St. 73](#)  
[UMass Dartmouth 71](#), [La Roche 64](#)  
[Ithaca 65](#), [RIT 62](#)  
[SUNY New Paltz 62](#), [Bowdoin 61](#)  
[Ohio Northern 68](#), [Lakeland 36](#)  
[Trine 63](#), [Ill. Wesleyan 56](#)  
[SUNY Geneseo 65](#), [Muhlenberg 53](#)  
[Rochester \(NY\) 67](#), [Keene St. 55](#)  
[Chris. Newport 98](#), [Staten Island 56](#)  
[Lynchburg 69](#), [Catholic 64](#)  
[Thomas More 97](#), [Eureka 58](#)  
[Hope 78](#), [Wis.-Whitewater 71](#)  
[St. Thomas \(MN\) 98](#), [Wis.-Superior 56](#)  
[UChicago 67](#), [Wartburg 63](#)  
[Marymount \(VA\) 74](#), [Guilford 70](#)  
[Albright 64](#), [Piedmont 54](#)  
[Puget Sound 93](#), [UC Santa Cruz 74](#)  
[Whitman 76](#), [George Fox 72](#)  
[Trinity \(TX\) 82](#), [Hendrix 74](#)  
[Claremont-M-S 79](#), [Texas-Dallas 63](#)  
[Tufts 65](#), [St. Joseph's \(ME\) 44](#)  
[Husson 74](#), [DeSales 72](#)  
[Scranton 49](#), [U New England 48](#)  
[SUNY Poly 80](#), [Eastern Conn. St. 72](#)  
[Wis.-Oshkosh 63](#), [Calvin 55](#)  
[DePauw 67](#), [Gust. Adolphus 57](#)  
[WashU 73](#), [St. Norbert 54](#)  
[Wheaton \(IL\) 57](#), [Rose-Hulman 54](#)

### Second Round

[Amherst 60](#), [Mary Washington 51](#)  
[Babson 62](#), [FDU-Florham 61 \(OT\)](#)  
[UMass Dartmouth 71](#), [Montclair St. 63](#)  
[SUNY New Paltz 83](#), [Ithaca 80](#)  
[Ohio Northern 55](#), [Trine 48](#)  
[SUNY Geneseo 78](#), [Rochester \(NY\) 72](#)  
[Chris. Newport 69](#), [Lynchburg 51](#)  
[Hope 74](#), [Thomas More 67](#)  
[St. Thomas \(MN\) 73](#), [UChicago 69](#)  
[Marymount \(VA\) 68](#), [Albright 59](#)  
[Whitman 69](#), [Puget Sound 67](#)  
[Trinity \(TX\) 77](#), [Claremont-M-S 66](#)  
[Tufts 64](#), [Husson 44](#)  
[Scranton 76](#), [SUNY Poly 65](#)  
[Wis.-Oshkosh 64](#), [DePauw 49](#)  
[WashU 83](#), [Wheaton \(IL\) 74](#)

### Sectional Semifinals

[Amherst 63](#), [Babson 39](#)  
[UMass Dartmouth 67](#), [SUNY New Paltz 57](#)  
[Ohio Northern 72](#), [SUNY Geneseo 55](#)  
[Chris. Newport 79](#), [Hope 74](#)  
[St. Thomas \(MN\) 65](#), [Marymount \(VA\) 48](#)  
[Whitman 69](#), [Trinity \(TX\) 59](#)  
[Tufts 65](#), [Scranton 48](#)  
[WashU 68](#), [Wis.-Oshkosh 56](#)

### Sectional Finals

[Amherst 73](#), [UMass Dartmouth 33](#)  
[Chris. Newport 79](#), [Ohio Northern 74](#)  
[St. Thomas \(MN\) 65](#), [Whitman 48](#)  
[Tufts 57](#), [WashU 43](#)

### Semifinals

[Amherst 66](#), [Chris. Newport 61](#)  
[Tufts 60](#), [St. Thomas \(MN\) 57](#)

### Championship

[Amherst 52](#), [Tufts 29](#)

## 2018

### First Round

[Amherst 61](#), [Becker 12](#)  
[St. Joseph's \(ME\) 61](#), [UMass Boston 56](#)  
[Montclair St. 90](#), [Old Westbury 69](#)  
[Gettysburg 74](#), [Albright 65](#)  
[Rochester \(NY\) 69](#), [Stevens 57](#)  
[Marymount \(VA\) 58](#), [MIT 54](#)  
[RIT 76](#), [U New England 63](#)  
[TCNJ 61](#), [Hilbert 42](#)  
[Hope 75](#), [Cornell College 50](#)  
[WashU 75](#), [Wheaton \(IL\) 57](#)  
[Randolph-Macon 67](#), [Valley Forge 56](#)  
[Chris. Newport 63](#), [Haverford 50](#)  
[Thomas More 84](#), [Oglethorpe 58](#)  
[Juniata 63](#), [Piedmont 52](#)  
[Gust. Adolphus 60](#), [Rose-Hulman 52](#)  
[Wis.-Whitewater 81](#), [Wis.-Superior 46](#)  
[Scranton 68](#), [Keuka 48](#)  
[Cabrini 65](#), [Brooklyn 52](#)  
[Bowdoin 94](#), [Husson 32](#)  
[FDU-Florham 70](#), [Skidmore 66](#)  
[Messiah 64](#), [Oberlin 54](#)  
[Emory & Henry 66](#), [Roger Williams 55](#)  
[Ithaca 54](#), [SUNY Geneseo 47](#)  
[Tufts 71](#), [Westfield St. 54](#)  
[Wartburg 86](#), [Webster 45](#)  
[George Fox 79](#), [Saint Benedict 63](#)  
[Ill. Wesleyan 83](#), [Marietta 77](#)  
[Trine 65](#), [DePauw 50](#)  
[Texas-Dallas 79](#), [Trinity \(TX\) 70](#)  
[East Tex. Baptist 65](#), [Whitman 59](#)  
[UChicago 70](#), [Wis. Lutheran 46](#)  
[St. Thomas \(MN\) 81](#), [Chapman 51](#)

### Second Round

[Amherst 53](#), [St. Joseph's \(ME\) 47](#)  
[Montclair St. 70](#), [Gettysburg 45](#)  
[Rochester \(NY\) 53](#), [Marymount \(VA\) 42](#)  
[RIT 79](#), [TCNJ 76](#)  
[Hope 85](#), [WashU 69](#)  
[Chris. Newport 84](#), [Randolph-Macon 58](#)  
[Thomas More 83](#), [Juniata 50](#)  
[Gust. Adolphus 74](#), [Wis.-Whitewater 60](#)  
[Scranton 55](#), [Cabrini 46](#)  
[Bowdoin 79](#), [FDU-Florham 57](#)  
[Messiah 62](#), [Emory & Henry 49](#)  
[Tufts 61](#), [Ithaca 39](#)  
[Wartburg 82](#), [George Fox 58](#)  
[Trine 79](#), [Ill. Wesleyan 70](#)  
[East Tex. Baptist 64](#), [Texas-Dallas 51](#)  
[St. Thomas \(MN\) 68](#), [UChicago 62](#)

### Sectional Semifinals

[Amherst 51](#), [Montclair St. 40](#)  
[Rochester \(NY\) 59](#), [RIT 55](#)  
[Hope 68](#), [Chris. Newport 64](#)  
[Thomas More 75](#), [Gust. Adolphus 68](#)  
[Bowdoin 66](#), [Scranton 54](#)  
[Tufts 70](#), [Messiah 39](#)  
[Wartburg 78](#), [Trine 54](#)  
[East Tex. Baptist 61](#), [St. Thomas \(MN\) 58 OT](#)

### Sectional Finals

[Amherst 62](#), [Rochester \(NY\) 38](#)  
[Thomas More 72](#), [Hope 57](#)  
[Bowdoin 66](#), [Tufts 48](#)  
[Wartburg 65](#), [East Tex. Baptist 61](#)

### Semifinals

[Amherst 66](#), [Thomas More 48](#)  
[Bowdoin 90](#), [Wartburg 62](#)

### Championship

[Amherst 65](#), [Bowdoin 45](#)

## 2019

### First Round

[Thomas More 79](#), [Saint Vincent 54](#)  
[Trine 57](#), [Emory 54](#)  
[Transylvania 77](#), [Piedmont 67](#)  
[Oglethorpe 57](#), [UChicago 51](#)  
[Texas-Dallas 62](#), [Texas Lutheran 51](#)  
[Mary Hardin-Baylor 70](#), [Rhodes 56](#)  
[WashU 72](#), [Wis.-Whitewater 56](#)  
[George Fox 85](#), [Greenville 53](#)  
[Scranton 69](#), [New England Col. 49](#)  
[Johns Hopkins 58](#), [Eastern Conn. St. 42](#)  
[Chris. Newport 82](#), [Gettysburg 78](#)  
[Mt. St. Mary \(NY\) 85](#), [Westfield St. 80](#)  
[Messiah 71](#), [Hilbert 60](#)  
[Baldwin Wallace 73](#), [RIT 71](#)  
[Haverford 80](#), [Rosemont 37](#)  
[Tufts 70](#), [Western New Eng. 44](#)  
[St. Thomas \(MN\) 88](#), [Ripon 58](#)  
[Wis. Lutheran 48](#), [Ill. Wesleyan 40](#)  
[SUNY Geneseo 74](#), [Vassar 55](#)  
[Amherst 66](#), [Husson 45](#)  
[Wis.-Oshkosh 72](#), [Pomona-Pitzer 46](#)  
[DePauw 78](#), [Loras 54](#)  
[Hope 67](#), [Wheaton \(IL\) 55](#)  
[Wartburg 91](#), [Bethany Lutheran 63](#)  
[DeSales 77](#), [Shenandoah 49](#)  
[Middlebury 62](#), [John Carroll 54](#)  
[St. Joseph's \(ME\) 68](#), [MIT 61](#)  
[Ithaca 68](#), [SUNY Poly 58](#)  
[SUNY New Paltz 65](#), [Rutgers-Newark 36](#)  
[Emmanuel \(MA\) 69](#), [Hartwick 65](#)  
[Smith 74](#), [Merchant Marine 54](#)  
[Bowdoin 93](#), [Hunter 73](#)

### Second Round

[Thomas More 67](#), [Trine 59](#)  
[Transylvania 76](#), [Oglethorpe 56](#)  
[Mary Hardin-Baylor 66](#), [Texas-Dallas 57](#)  
[WashU 86](#), [George Fox 78](#)  
[Scranton 59](#), [Johns Hopkins 46](#)  
[Chris. Newport 79](#), [Mt. St. Mary \(NY\) 52](#)  
[Messiah 64](#), [Baldwin Wallace 51](#)  
[Tufts 52](#), [Haverford 46](#)  
[St. Thomas \(MN\) 67](#), [Wis. Lutheran 51](#)  
[Amherst 58](#), [SUNY Geneseo 46](#)  
[Wis.-Oshkosh 54](#), [DePauw 52](#)  
[Wartburg 79](#), [Hope 49](#)  
[DeSales 70](#), [Middlebury 55](#)  
[Ithaca 74](#), [St. Joseph's \(ME\) 63](#)  
[SUNY New Paltz 80](#), [Emmanuel \(MA\) 49](#)  
[Bowdoin 87](#), [Smith 78](#)

### Sectional Semifinals

[Thomas More 89](#), [Transylvania 74](#)  
[WashU 63](#), [Mary Hardin-Baylor 46](#)  
[Scranton 57](#), [Chris. Newport 56](#)  
[Tufts 55](#), [Messiah 41](#)  
[St. Thomas \(MN\) 61](#), [Amherst 58 \(OT\)](#)  
[Wartburg 70](#), [Wis.-Oshkosh 57](#)  
[Ithaca 76](#), [DeSales 75](#)  
[Bowdoin 81](#), [SUNY New Paltz 50](#)

### Sectional Finals

[Thomas More 87](#), [WashU 72](#)  
[Scranton 44](#), [Tufts 40](#)  
[St. Thomas \(MN\) 85](#), [Wartburg 56](#)  
[Bowdoin 87](#), [Ithaca 61](#)

### Semifinals

[Thomas More 69](#), [Scranton 56](#)  
[Bowdoin 71](#), [St. Thomas \(MN\) 60](#)

### Championship

[Thomas More 81](#), [Bowdoin 67](#)

## 2020

### First Round

[Tufts 72](#), [SUNY Poly 34](#)  
[Cortland 72](#), [Western New Eng. 66](#)  
[Williams 68](#), [Albright 46](#)  
[Ithaca 72](#), [New England Col. 54](#)  
[SUNY New Paltz 69](#), [Husson 50](#)  
[Smith 81](#), [DeSales 72](#)  
[Eastern Conn. St. 60](#), [St. John Fisher 43](#)  
[Messiah 72](#), [Keystone 47](#)  
[Bowdoin 90](#), [Brooklyn 51](#)  
[NYU 81](#), [Emmanuel \(MA\) 62](#)  
[Trine 63](#), [Benedictine \(IL\) 37](#)  
[Redlands 70](#), [Wis.-Whitewater 62](#)  
[Randolph-Macon 78](#), [Transylvania 68](#)  
[Oglethorpe 88](#), [William Peace 74](#)  
[Whitman 86](#), [Wheaton \(IL\) 83 OT](#)  
[Wartburg 91](#), [Monmouth \(IL\) 55](#)  
[Amherst 70](#), [Framingham St. 46](#)  
[Rowan 72](#), [Merchant Marine 68](#)  
[George Fox 74](#), [Montclair St. 49](#)  
[Marymount \(VA\) 68](#), [Gettysburg 48](#)  
[Texas-Dallas 64](#), [Trinity \(TX\) 59](#)  
[Mary Hardin-Baylor 78](#), [Austin 63](#)  
[Chris. Newport 82](#), [Widener 66](#)  
[Endicott 65](#), [Scranton 56](#)  
[DePauw 71](#), [Webster 45](#)  
[Loras 68](#), [Wis.-La Crosse 52](#)  
[Wis.-Oshkosh 61](#), [Edgewood 40](#)  
[Bethany Lutheran 62](#), [Bethel \(MN\) 58](#)  
[Baldwin Wallace 67](#), [Haverford 42](#)  
[UChicago 80](#), [La Roche 57](#)  
[Ill. Wesleyan 76](#), [Berea 50](#)  
[Hope 69](#), [Grove City 18](#)

### Second Round

[Tufts 79](#), [Cortland 53](#)  
[Williams 69](#), [Ithaca 61](#)  
[Smith 62](#), [SUNY New Paltz 60](#)  
[Messiah 60](#), [Eastern Conn. St. 50](#)  
[Bowdoin 86](#), [NYU 67](#)  
[Trine 69](#), [Redlands 49](#)  
[Oglethorpe 71](#), [Randolph-Macon 63](#)  
[Whitman 67](#), [Wartburg 63](#)  
[Amherst 60](#), [Rowan 40](#)  
[George Fox 57](#), [Marymount \(VA\) 48](#)  
[Mary Hardin-Baylor 64](#), [Texas-Dallas 48](#)  
[Chris. Newport 74](#), [Endicott 71](#)  
[Loras 71](#), [DePauw 60](#)  
[Wis.-Oshkosh 67](#), [Bethany Lutheran 60](#)  
[Baldwin Wallace 60](#), [UChicago 58](#)  
[Hope 72](#), [Ill. Wesleyan 69](#)

*The championship was canceled after the first two rounds due to the COVID-19 pandemic.*

## 2021

*The championship was canceled due to the COVID-19 pandemic.*

## 2022

### First Round

[Chris. Newport 89](#), [Mitchell 42](#)  
[Mt. St. Mary \(NY\) 57](#), [Johns Hopkins 54](#)  
[Trinity \(TX\) 61](#), [Hardin-Simmons 57](#)  
[Whitman 62](#), [Whittier 57](#)  
[Tufts 84](#), [Clarks Summit 54](#)  
[DeSales 78](#), [Cortland 52](#)  
[St. John Fisher 55](#), [Rhode Island Col. 52](#)  
[Amherst 60](#), [SUNY Poly 42](#)  
[Smith 61](#), [Framingham St. 51](#)  
[Brooklyn 70](#), [Emmanuel \(MA\) 57](#)  
[Ill. Wesleyan 56](#), [DePauw 55](#)  
[Wis.-Whitewater 58](#), [Ripon 34](#)  
[Gettysburg 77](#), [SUNY Morrisville 44](#)  
[Baldwin Wallace 66](#), [Salisbury 54](#)  
[Wis.-Oshkosh 48](#), [Wis. Lutheran 42](#)

[Simpson 73](#), [Gust. Adolphus 67](#)  
[Hope 86](#), [La Roche 54](#)  
[Marietta 65](#), [Wittenberg 50](#)  
[Millikin 81](#), [Wartburg 68](#)  
[Wis.-Eau Claire 61](#), [North Central \(MN\) 46](#)  
[NYU 71](#), [Wash. & Lee 61](#)  
[Bates 68](#), [Roger Williams 64](#)  
[Babson 79](#), [SUNY New Paltz 66](#)  
[Scranton 69](#), [New Jersey City 47](#)  
[Ithaca 75](#), [Catholic 63](#)  
[Springfield 73](#), [Messiah 68](#)  
[John Carroll 100](#), [Elizabethtown 56](#)  
[Trine 62](#), [Immaculata 37](#)  
[Mary Hardin-Baylor 79](#), [Webster 76](#)  
[East Tex. Baptist 65](#), [Rhodes 53](#)  
[Southern Va. 68](#), [Shenandoah 49](#)  
[Transylvania 69](#), [Wash. & Jeff. 52](#)

### Second Round

[Chris. Newport 107](#), [Mt. St. Mary \(NY\) 52](#)  
[Trinity \(TX\) 52](#), [Whitman 39](#)  
[Tufts 58](#), [DeSales 47](#)  
[Amherst 56](#), [St. John Fisher 48](#)  
[Smith 76](#), [Brooklyn 58](#)  
[Wis.-Whitewater 72](#), [Ill. Wesleyan 54](#)  
[Baldwin Wallace 66](#), [Gettysburg 55](#)  
[Wis.-Oshkosh 64](#), [Simpson 56](#)  
[Hope 85](#), [Marietta 66](#)  
[Millikin 59](#), [Wis.-Eau Claire 56](#)  
[NYU 42](#), [Bates 26](#)  
[Scranton 65](#), [Babson 53](#)  
[Springfield 73](#), [Ithaca 71 \(OT\)](#)  
[Trine 63](#), [John Carroll 42](#)  
[Mary Hardin-Baylor 75](#), [East Tex. Baptist 57](#)  
[Transylvania 77](#), [Southern Va. 55](#)

### Sectional Semifinals

[Trinity \(TX\) 76](#), [Chris. Newport 71](#)  
[Amherst 48](#), [Tufts 45](#)  
[Wis.-Whitewater 78](#), [Smith 76 \(OT\)](#)  
[Wis.-Oshkosh 74](#), [Baldwin Wallace 63](#)  
[Hope 91](#), [Millikin 77](#)  
[NYU 73](#), [Scranton 54](#)  
[Trine 58](#), [Springfield 49](#)  
[Transylvania 63](#), [Mary Hardin-Baylor 58](#)

### Sectional Finals

[Amherst 79](#), [Trinity \(TX\) 68](#)  
[Wis.-Whitewater 68](#), [Wis.-Oshkosh 62](#)  
[Hope 83](#), [NYU 64](#)  
[Trine 54](#), [Transylvania 47](#)

### Semifinals

[Wis.-Whitewater 55](#), [Amherst 51](#)  
[Hope 57](#), [Trine 52](#)

### Championship

[Hope 71](#), [Wis.-Whitewater 58](#)

## 2023

### First Round

[Smith 100](#), [SUNY Morrisville 50](#)  
[St. John Fisher 80](#), [Marymount \(VA\) 72](#)  
[Mary Washington 69](#), [Roger Williams 60](#)  
[DeSales 78](#), [Mitchell 60](#)  
[Trinity \(CT\) 58](#), [Notre Dame \(MD\) 43](#)  
[Cortland 62](#), [Saint Vincent 51](#)  
[Gust. Adolphus 84](#), [Ohio Wesleyan 68](#)  
[Wis.-Whitewater 69](#), [Webster 50](#)  
[Transylvania 58](#), [Rhodes 45](#)  
[Millikin 76](#), [Emory 70](#)  
[Wis.-Oshkosh 58](#), [Wash. & Lee 55](#)  
[Ohio Northern 54](#), [Berea 43](#)  
[Loras 68](#), [Knox 56](#)  
[Trine 79](#), [WashU 69](#)  
[Messiah 47](#), [Bridgewater St. 43](#)  
[NYU 71](#), [Greensboro 54](#)  
[Chris. Newport 89](#), [Brooklyn 52](#)  
[Elizabethtown 79](#), [Stevens 68](#)  
[Wartburg 57](#), [Baldwin Wallace 43](#)  
[Hope 82](#), [St. Norbert 61](#)

---

[Trinity \(TX\) 79](#), [Texas-Dallas 62](#)  
[Hardin-Simmons 77](#), [Redlands 60](#)  
[Skidmore 62](#), [Johns Hopkins 59](#)  
[Tufts 72](#), [Merchant Marine 57](#)  
[Babson 69](#), [Maine Maritime 44](#)  
[SUNY New Paltz 63](#), [Gettysburg 47](#)  
[Marietta 61](#), [Eastern Conn. St. 57](#)  
[Ithaca 58](#), [La Roche 42](#)  
[UChicago 63](#), [Northwestern-St. Paul 48](#)  
[Whitman 85](#), [Wis.-Eau Claire 81 \(3OT\)](#)  
[Rhode Island Col. 67](#), [Rowan 59](#)  
[Scranton 64](#), [St. Joseph's \(ME\) 45](#)

#### **Second Round**

[Smith 65](#), [St. John Fisher 64](#)  
[Mary Washington 75](#), [DeSales 69](#)  
[Trinity \(CT\) 64](#), [Cortland 59](#)  
[Wis.-Whitewater 68](#), [Gust. Adolphus 63](#)  
[Transylvania 71](#), [Millikin 59](#)  
[Ohio Northern 71](#), [Wis.-Oshkosh 60](#)  
[Trine 60](#), [Loras 54](#)  
[NYU 62](#), [Messiah 41](#)  
[Chris. Newport 65](#), [Elizabethtown 55](#)  
[Wartburg 81](#), [Hope 67](#)  
[Trinity \(TX\) 88](#), [Hardin-Simmons 69](#)  
[Tufts 59](#), [Skidmore 50](#)  
[Babson 76](#), [SUNY New Paltz 66](#)  
[Marietta 44](#), [Ithaca 42](#)  
[UChicago 56](#), [Whitman 54](#)  
[Rhode Island Col. 62](#), [Scranton 55](#)

#### **Sectional Semifinals**

[Smith 68](#), [Mary Washington 65 \(OT\)](#)  
[Trinity \(CT\) 63](#), [Wis.-Whitewater 56](#)  
[Transylvania 67](#), [Ohio Northern 43](#)  
[NYU 66](#), [Trine 49](#)  
[Chris. Newport 60](#), [Wartburg 51](#)  
[Tufts 65](#), [Trinity \(TX\) 52](#)  
[Babson 73](#), [Marietta 59](#)  
[Rhode Island Col. 64](#), [UChicago 56](#)

#### **Sectional Finals**

[Smith 63](#), [Trinity \(CT\) 46](#)  
[Transylvania 79](#), [NYU 63](#)  
[Chris. Newport 72](#), [Tufts 56](#)  
[Rhode Island Col. 60](#), [Babson 47](#)

#### **Semifinals**

[Transylvania 76](#), [Smith 65](#)  
[Chris. Newport 56](#), [Rhode Island Col. 51](#)

#### **Championship**

[Transylvania 57](#), [Chris. Newport 52](#)

*National semifinals were held in Hartford, Connecticut, while the national championship game was in Dallas in conjunction with the Women's Final Four and Division II national championship game as part of the 50th anniversary celebration of Title IX.*

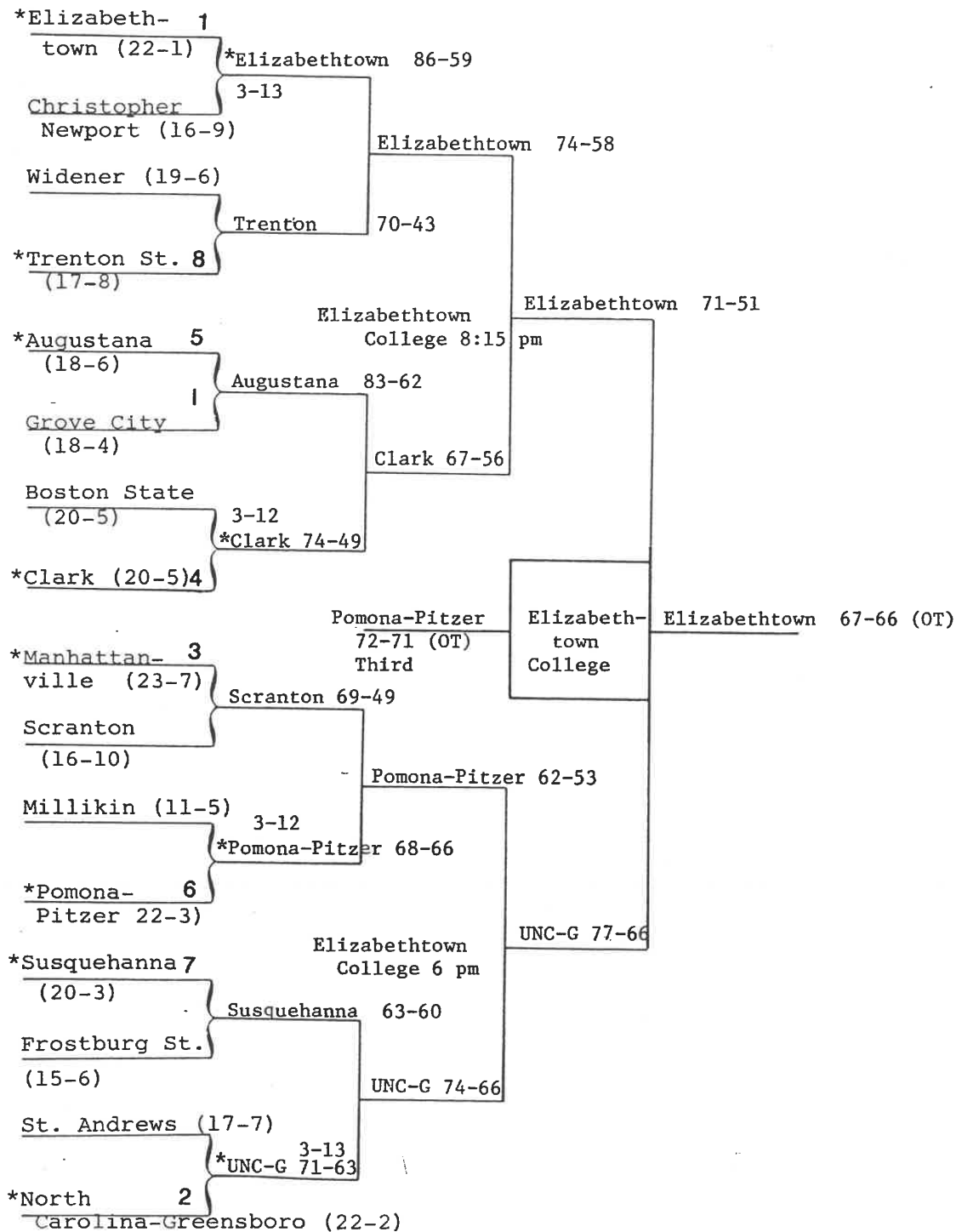
# BRACKETS

## 1982 National Collegiate Division III Women's Basketball Championship Bracket

First Round  
March 5 or 6

Second Round  
March 12 or 13

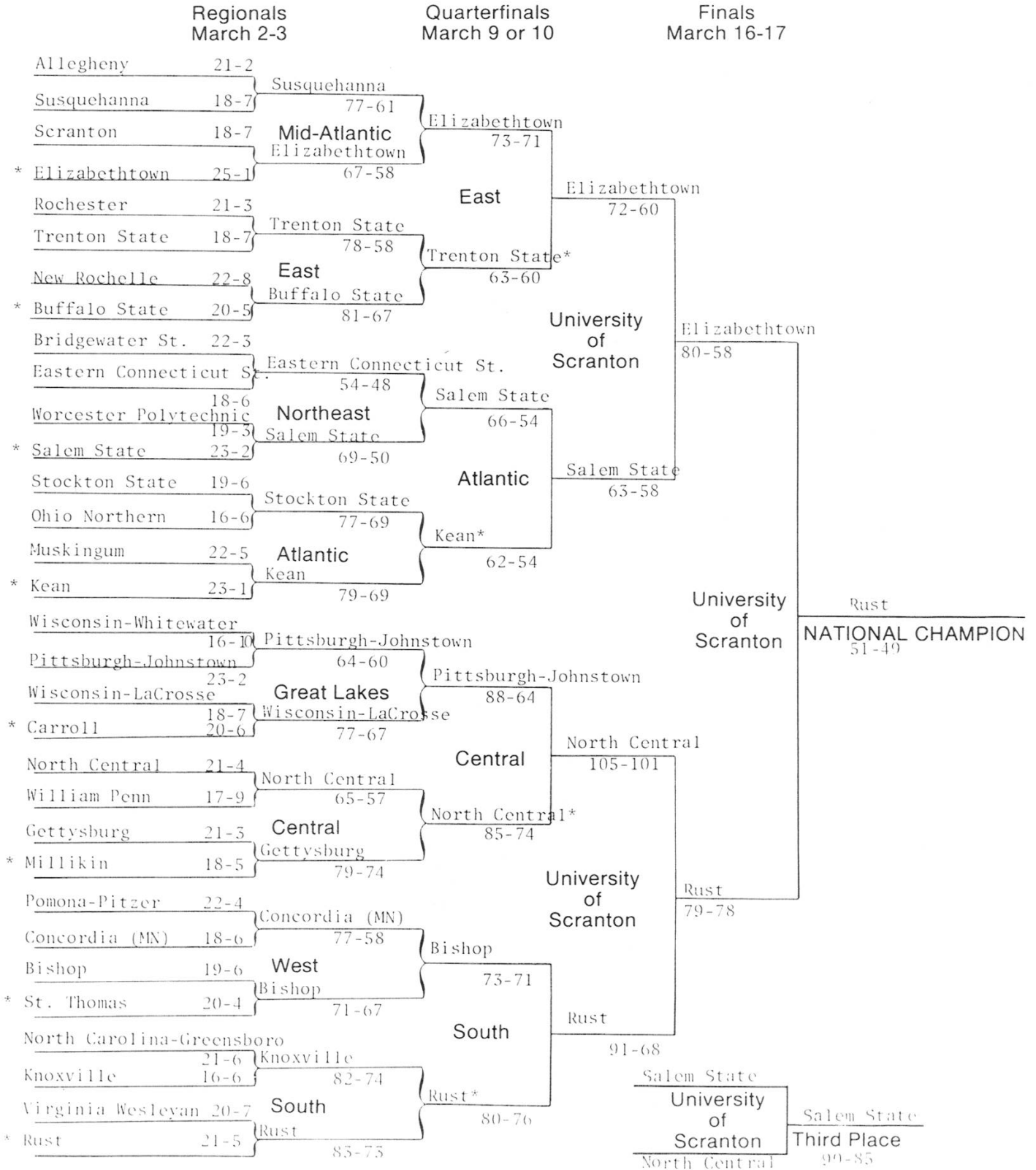
Finals  
March 19 and 20



\*First- and second-round sites

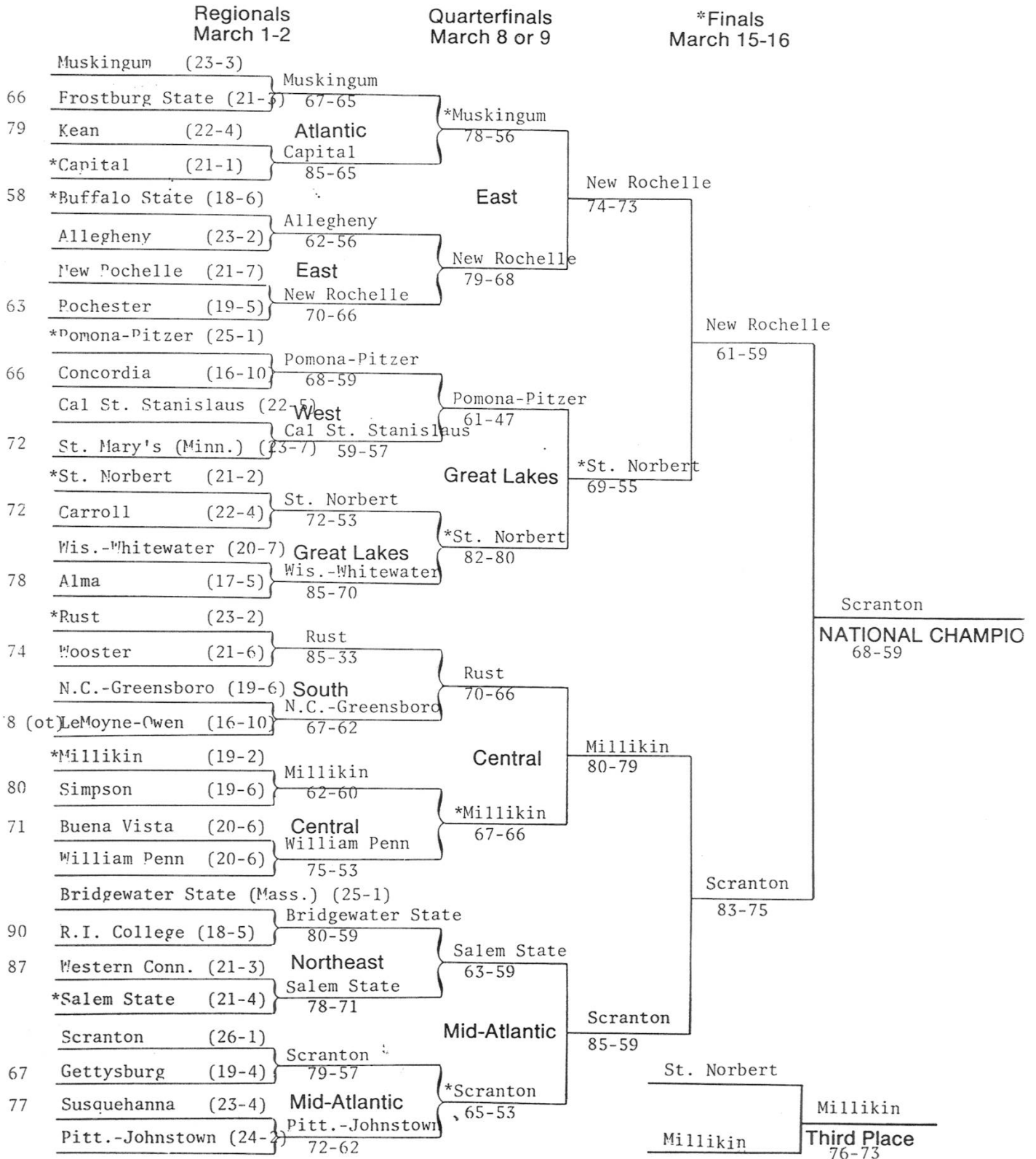


# 1984 NCAA Division III Women's Basketball Championship Bracket





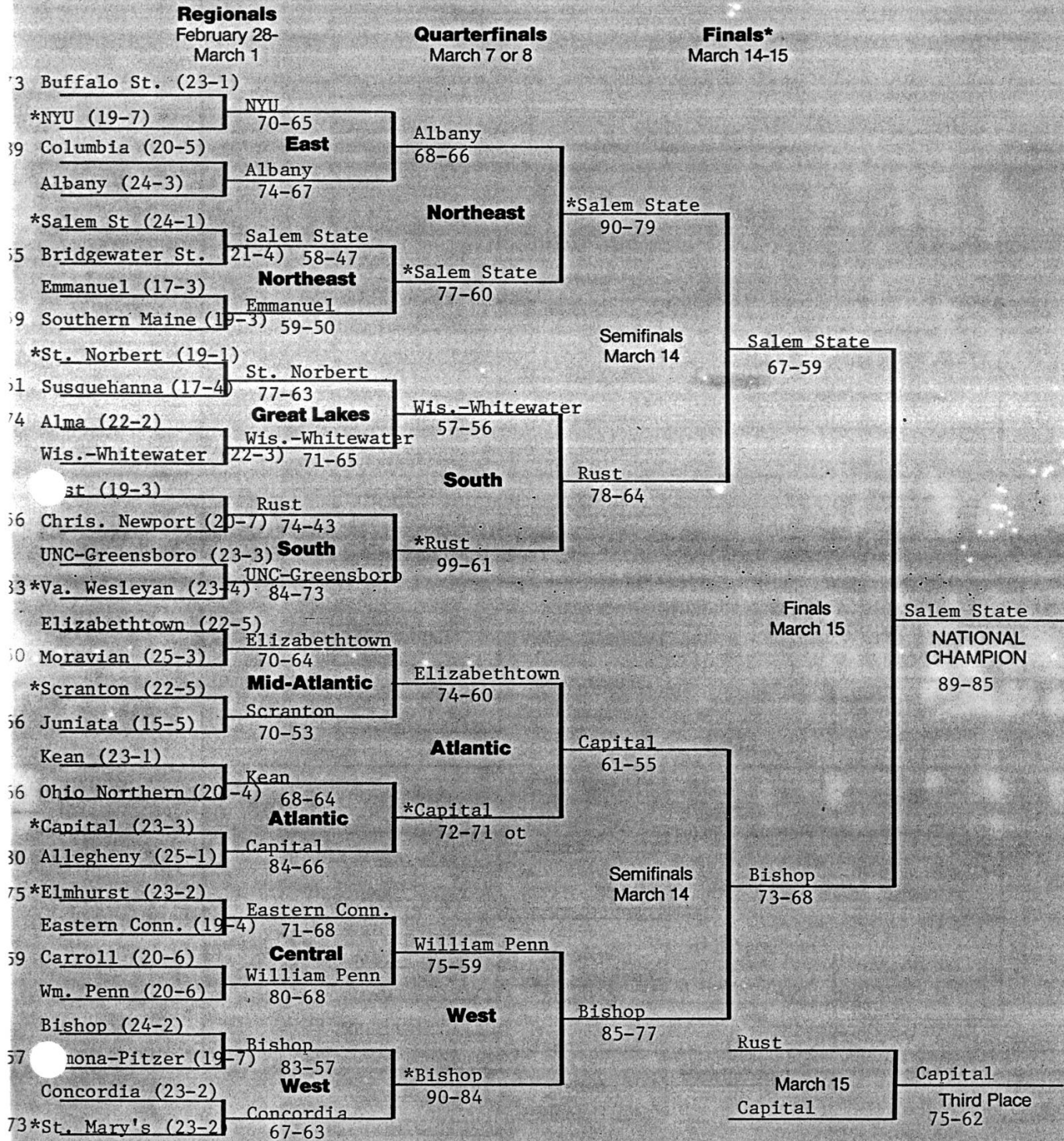
# 1985 NCAA Division III Women's Basketball Championship Bracket







# 1986 National Collegiate Division III Women's BASKETBALL CHAMPIONSHIP



\*All rounds will be conducted on campus.

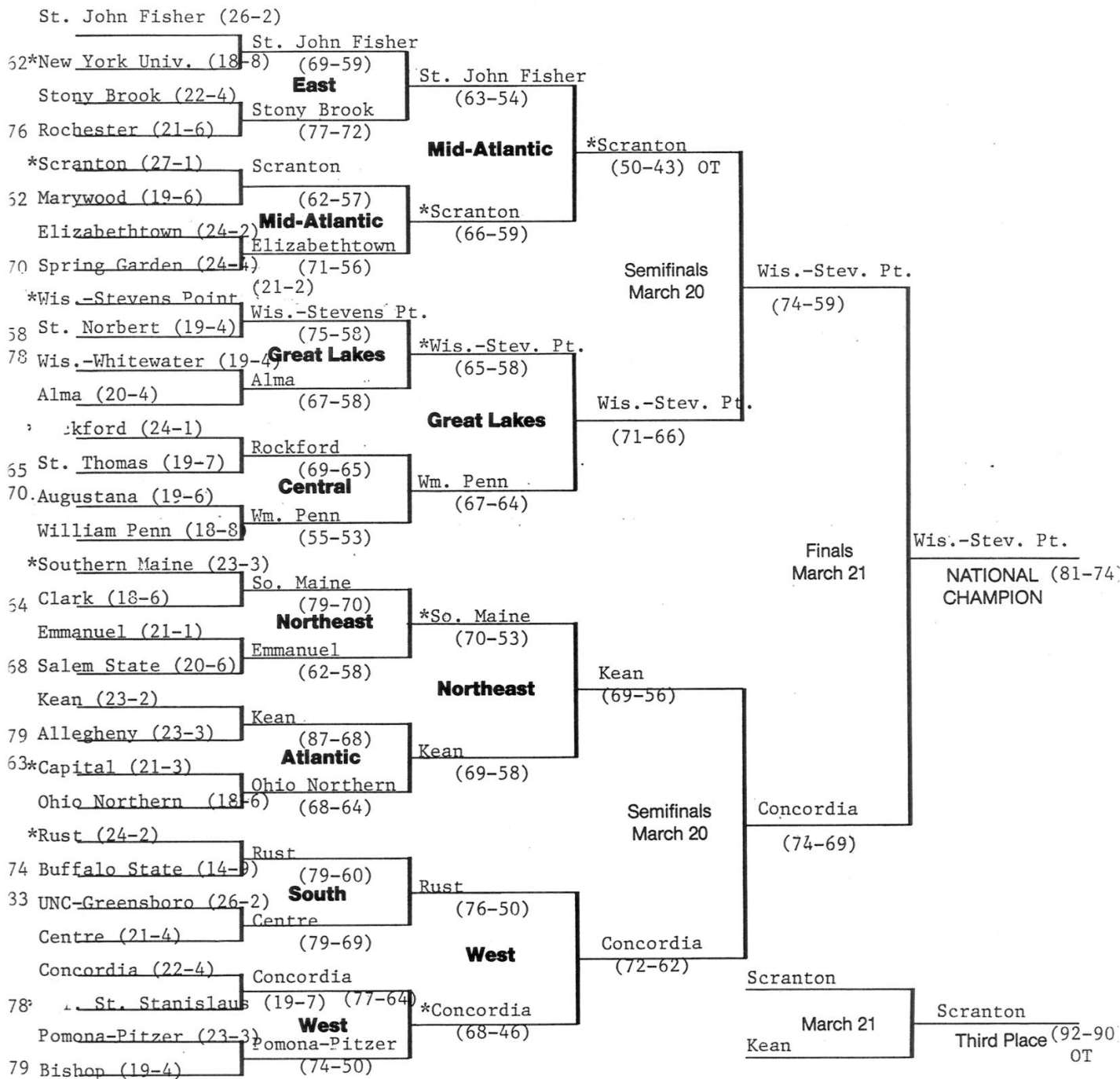


# 1987 National Collegiate Division III Women's BASKETBALL CHAMPIONSHIP

**Regionals**  
March 6-7

**Quarterfinals**  
March 13 or 14

**Finals\***  
March 20-21



\*Host Institution



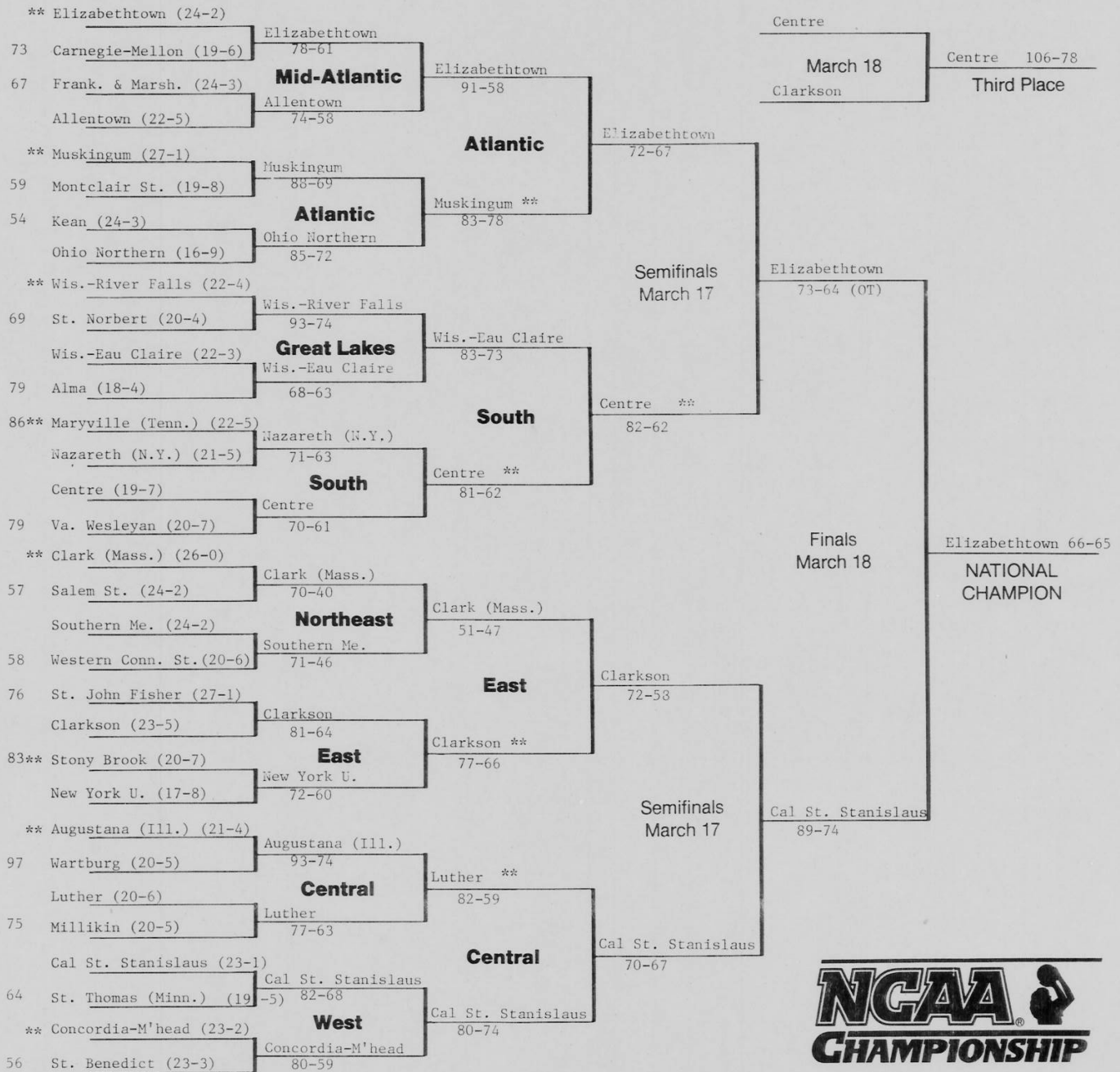


# 1989 National Collegiate Division III Women's BASKETBALL CHAMPIONSHIP

**Regionals**  
March 3-4

**Quarterfinals**  
March 10 or 11

**Finals\***  
March 17-18



\*All rounds will be conducted on campus.  
 \*\* Host Institution


NCAA 6116-11/88





# 1990 National Collegiate Division III Women's BASKETBALL CHAMPIONSHIP

**Regionals** March 2-3      **Quarterfinals** March 9 or 10      **Finals\*** March 16-17



\*All rounds will be conducted on campus.

NCAA 6797-11/89






# 1991 National Collegiate Division III Women's BASKETBALL CHAMPIONSHIP

**Regionals**  
March 1 or 2

**Sectionals**  
March 8-9

**Finals\***  
March 15-16



\*All rounds will be conducted on campus.

NCAA 7702-12/90



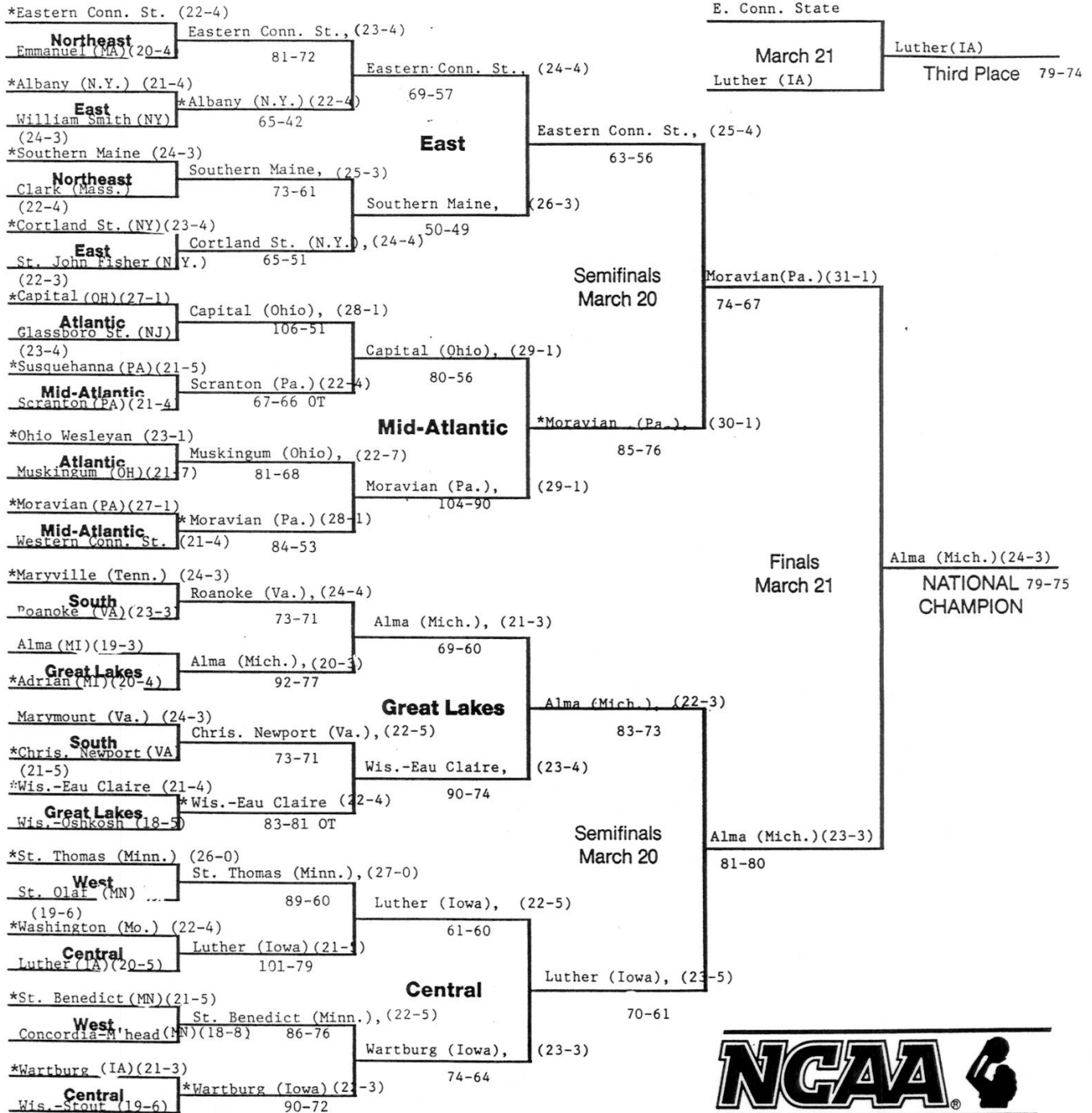


# 1992 National Collegiate Division III Women's BASKETBALL CHAMPIONSHIP

**Regionals**  
March 6 or 7

**Sectionals**  
March 13-14

**Finals\***  
March 20-21



\*All rounds will be conducted on campus.



NCAA 8321-10/91



# 1993 National Collegiate Division III Women's BASKETBALL CHAMPIONSHIP

**Regionals**  
March 5 or 6

**Sectionals**  
March 12-13

**Finals\***  
March 19-20



\*All rounds will be conducted on campus.

\*\* Host

NCAA 8989-10/92

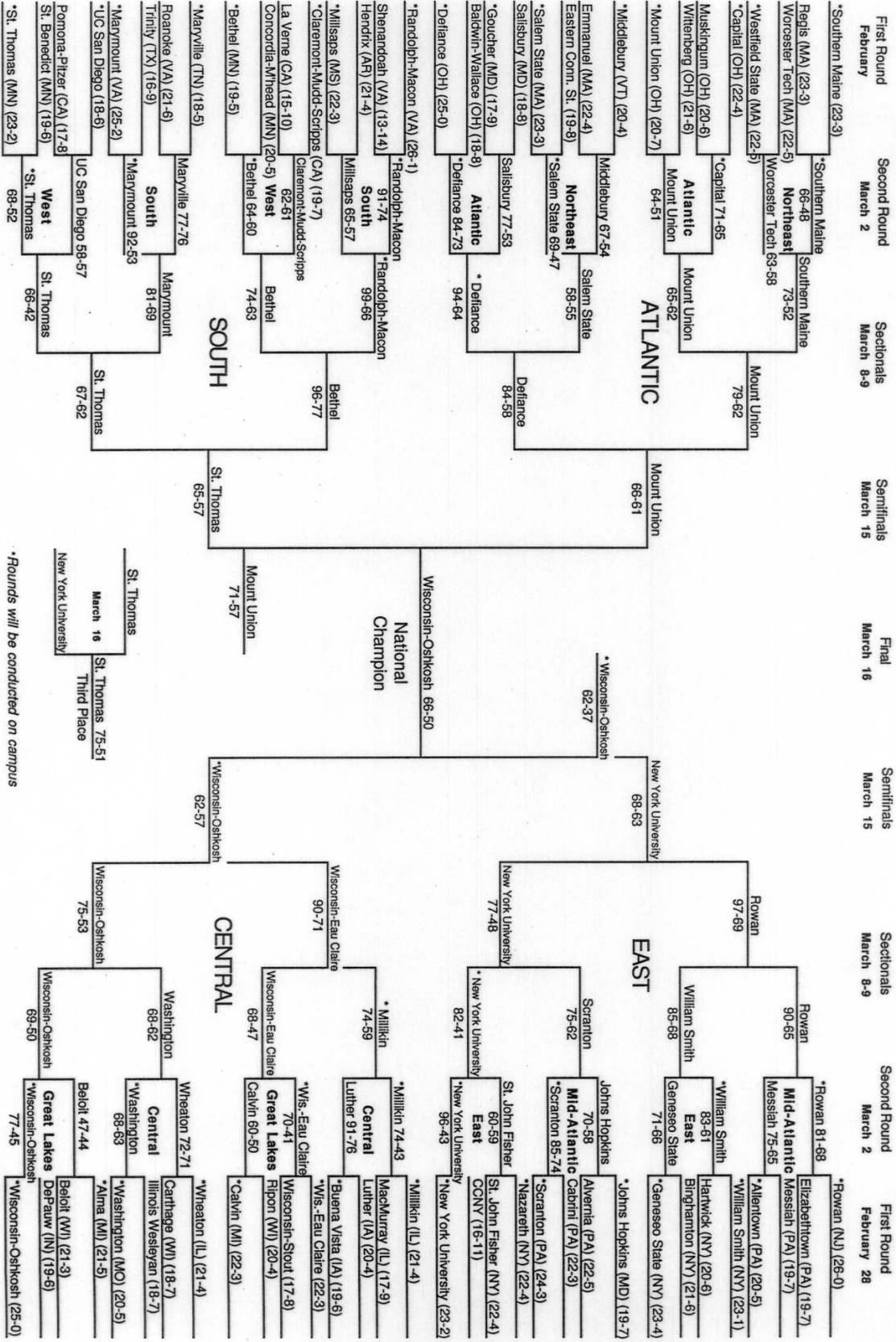








# 1996 National Collegiate Division III Women's BASKETBALL CHAMPIONSHIP



\*Rounds will be conducted on campus

NCAA/3/18/96/PLW



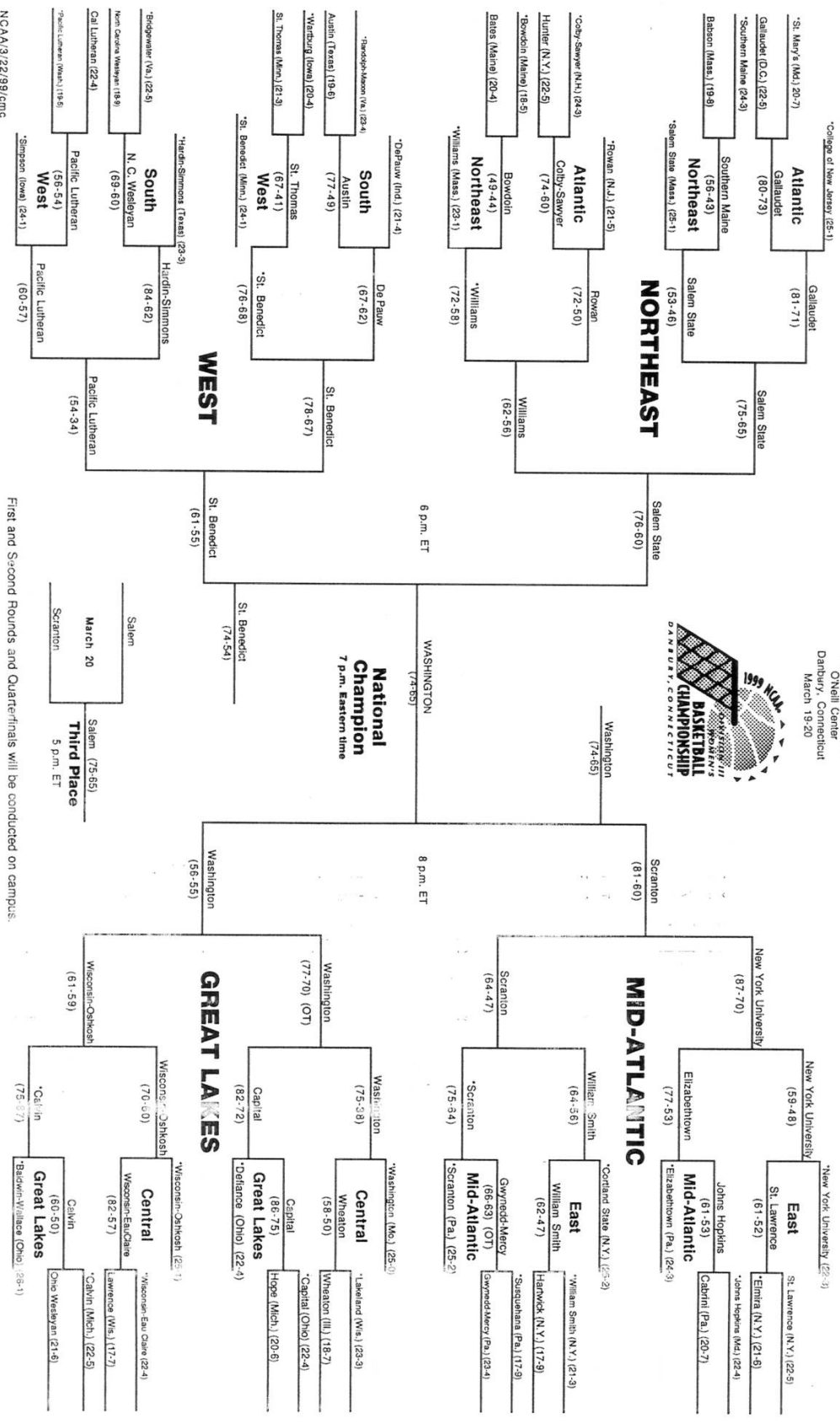




# 1999 National Collegiate Division III Women's BASKETBALL CHAMPIONSHIP

**First Round**    **Second Round**    **Quarterfinals**    **Semifinals**    **Final**    **Semifinals**    **Quarterfinals**    **Second Round**    **First Round**  
 March 3    March 6    March 12-13    March 19    March 20    March 19    March 12-13    March 6    March 3

Semifinals and Final  
 O'Neill Center  
 Danbury, Connecticut  
 March 19-20



NCAA/3/22/99/cmc

First and Second Rounds and Quarterfinals will be conducted on campus.











# 2003 NCAA Division III Women's BASKETBALL CHAMPIONSHIP



\* First- and second-round & sectional games will be played on the campus of one of the participating institutions.



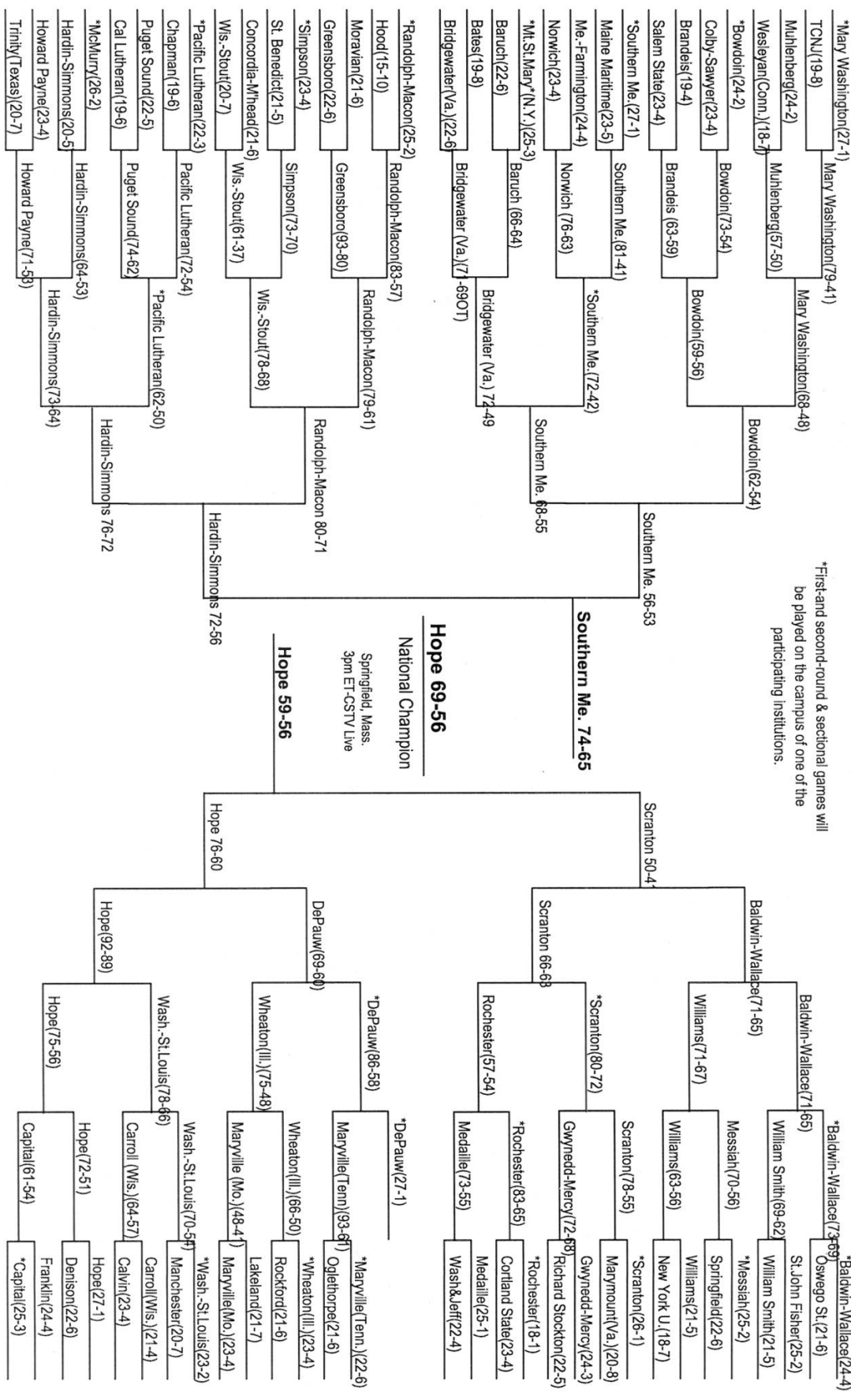




# 2006 NCAA Division III Women's Basketball Championship

First Round	Second Round	Sectionals	Semifinals	Finals	Semifinals	Sectionals	Second Round	First Round
March 3	March 4	March 10-11	March 17	March 18	March 17	March 10-11	March 4	March 3

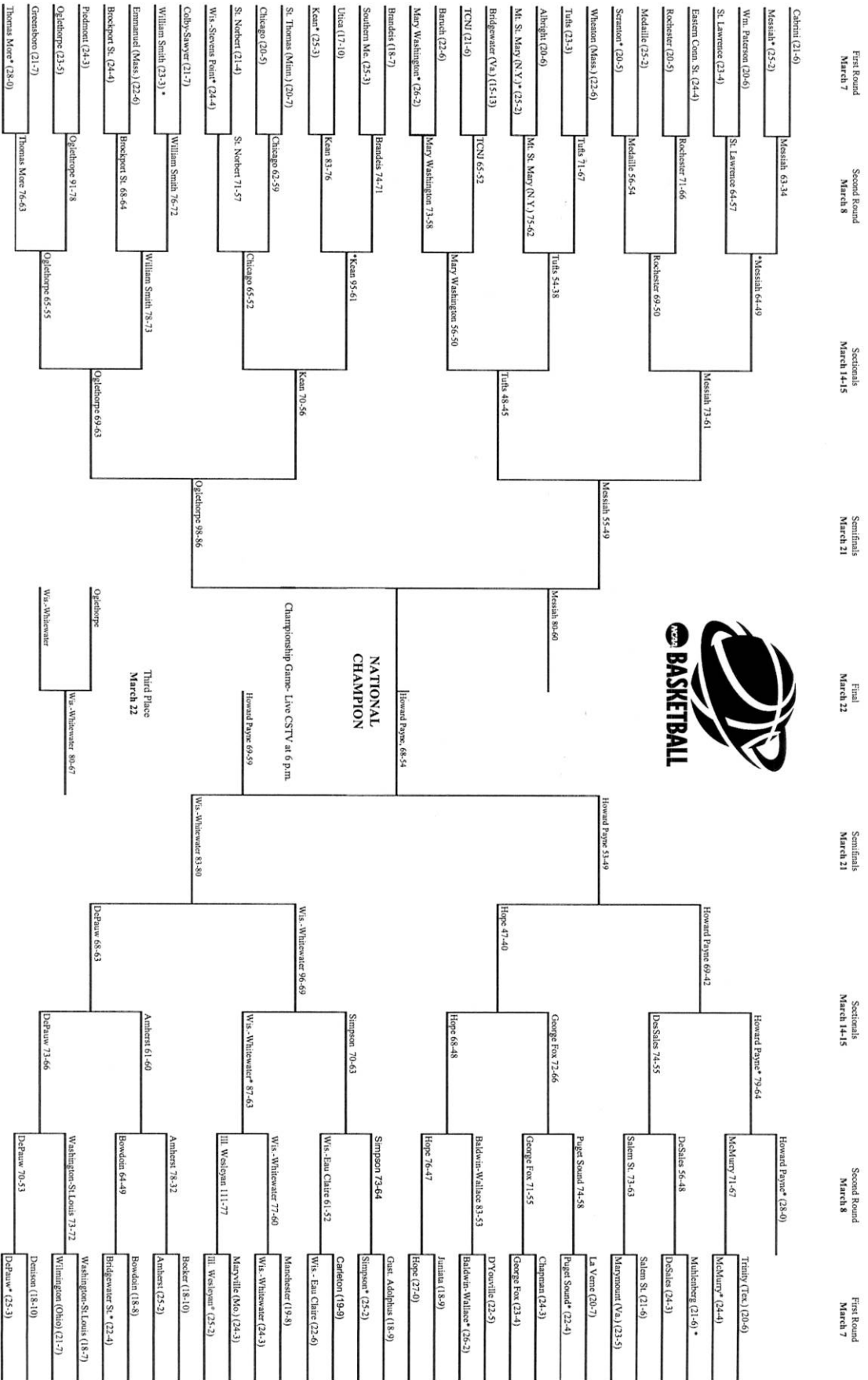
\*First-and second-round & sectional games will be played on the campus of one of the participating institutions.



\*Brackets with a first-round bye will play first-round game on March 1 and second round game on March 4



# 2008 NCAA Division III Women's BASKETBALL CHAMPIONSHIP



NATIONAL CHAMPION

Championship Game - Live CSTV at 6 p.m.

Third Place  
March 22

\* First- and second-round & sectional games will be played on the campus of one of the participating institutions.



# 2009 NCAA® Division III Women's BASKETBALL CHAMPIONSHIP

**First Round**      **Second Round**      **Sectionals**      **Semifinals**      **Final**      **Semifinals**      **Sectionals**      **Second Round**      **First Round**  
 March 4 or 6      March 7      March 13-14      March 20      March 21      March 20      March 13-14      March 7      March 4 or 6



**2009 BASKETBALL CHAMPIONSHIP**  
 HOLLAND, MICHIGAN

George Fox  
(67-52)

George Fox  
(60-53)

Washington  
(65-49)



Official NCAA Corporate Champions

The NCAA opposes all sports wagering. This bracket should not be used for sweepstakes, contests, office pools or other gambling activities.

©2009 National Collegiate Athletic Association — No commercial use without the NCAA's written permission. The NCAA trademark is owned or licensed by the National Collegiate Athletic Association. All other names or trademarks are property of their respective holders.

NCAA.COM



# 2010 NCAA Division III Women's BASKETBALL CHAMPIONSHIP



Washington-St. Louis 65-59  
**NATIONAL CHAMPION**  
 3 p.m. Eastern time/2 p.m. Central  
 CBS College Sports Network  
 Hope 76-65

Third Place  
 March 20

Noon Eastern time/1 a.m. Central time

\* Indicates host site

\* First- and second-round & sectional games will be played on the campus of one of the participating institutions.

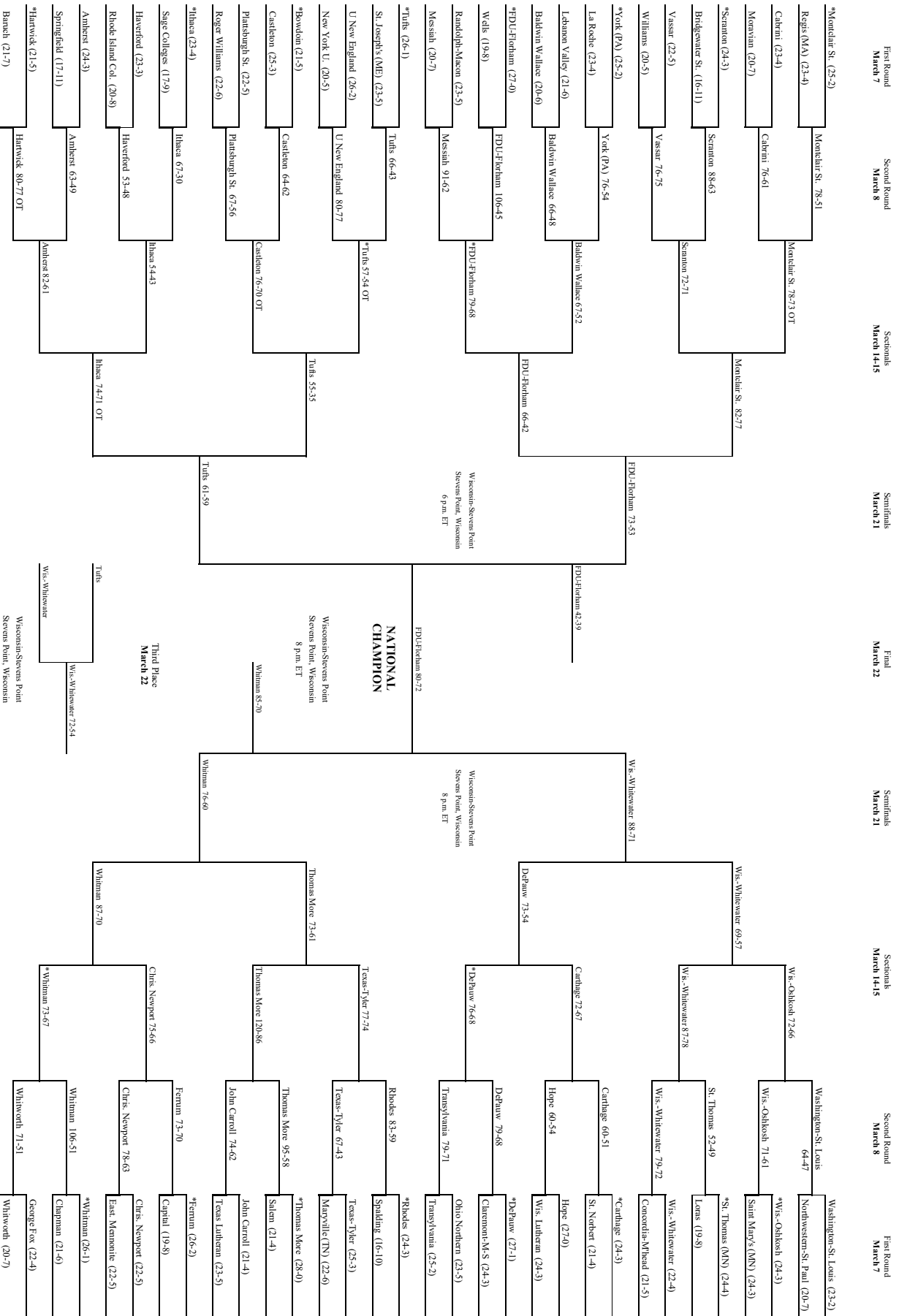








# 2014 NCAA Division III Women's BASKETBALL CHAMPIONSHIP



**NATIONAL CHAMPION**

Third Place  
March 22

\* First- and second-round & sectional games will be played on the campus of one of the participating institutions.



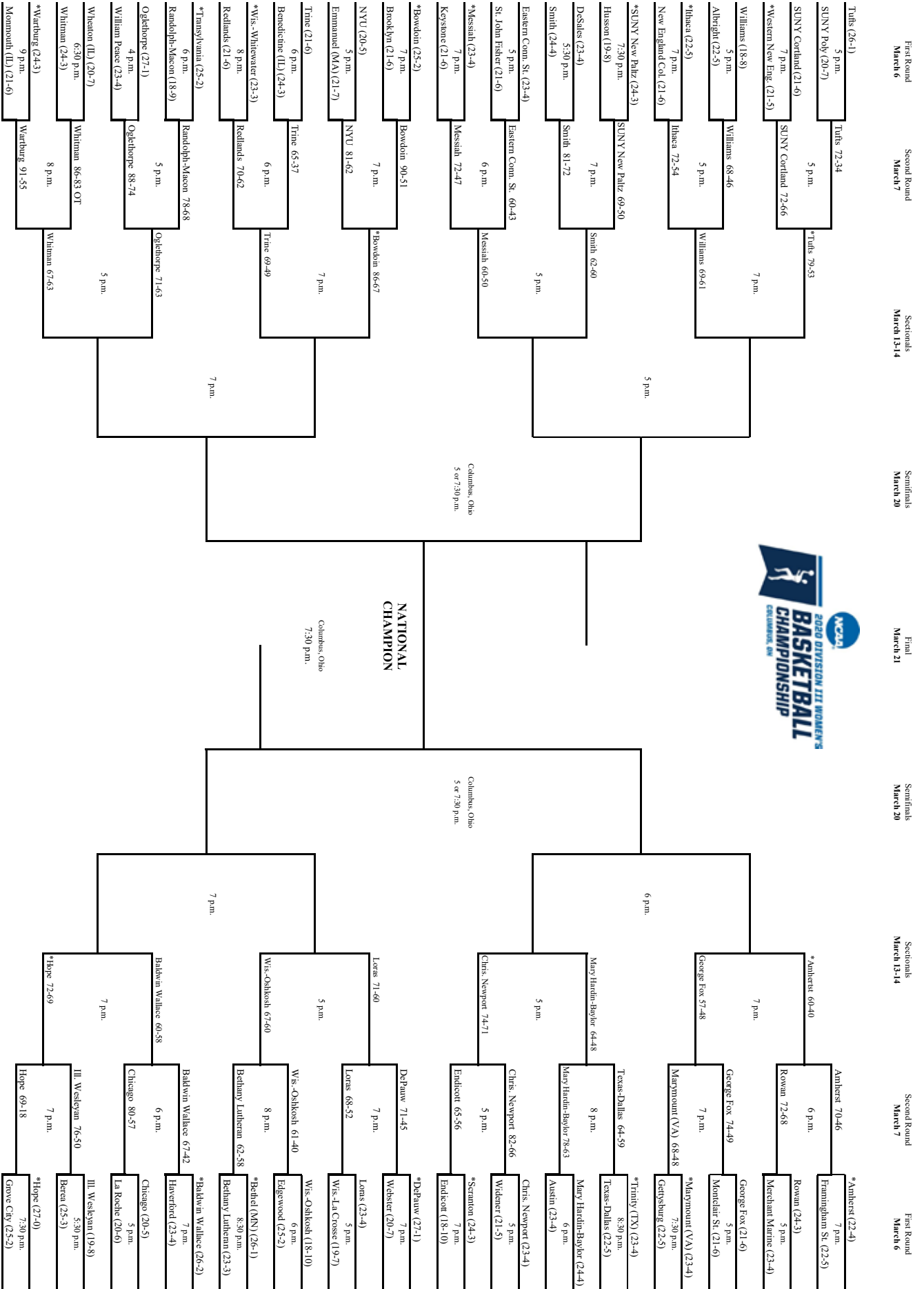












\* First- and second-round & sectionals games will be played on the campus of one of the participating institutions.



