

# NCAA WOMEN'S FROZEN FOUR RECORDS BOOK

Championship Results.....	2
Frozen Four Facts.....	3
Frozen Four Records.....	3
Women's Frozen Four Most Outstanding Players .....	8
All-Tournament Teams.....	9
Championship Game Records.....	10
Regional Records.....	13
Tournament Facts.....	17
Tournament History.....	23
Seeding History.....	26
Annual Scoring Leaders.....	28
NCAA Women's Ice Hockey Championship Committee.....	29
Coaching Facts.....	30
Team-By-Team Won-Lost-Tied Records.....	31
All-Time Coaches.....	34
All-Time Champions.....	35
Brackets.....	46

# CHAMPIONSHIP RESULTS

Year	Champion (Record)	Coach	Score	Runner-Up	Host or Site	Semifinal Attendance	Champ. Attendance	Total Attendance
2001	Minn. Duluth (28-5-4)	Shannon Miller	4-2	St. Lawrence	Minneapolis	2,099	3,079	5,178
2002	Minn. Duluth (24-6-4)	Shannon Miller	3-2	Brown	Durham, N.H.	2,051	3,102	5,153
2003	Minn. Duluth (31-3-2)	Shannon Miller	4-3 (2OT)	Harvard	Duluth, Minn.	4,801	5,167	9,968
2004	Minnesota (30-4-2)	Laura Halldorson	6-2	Harvard	Providence, R.I.	2,526	3,522	6,048
2005	Minnesota (36-2-2)	Laura Halldorson	4-3	Harvard	Durham, N.H.	2,204	2,056	4,260
2006	Wisconsin (36-4-1)	Mark Johnson	3-0	Minnesota	Minneapolis	2,876	4,701	7,577
2007	Wisconsin (36-1-4)	Mark Johnson	4-1	Minn. Duluth	Lake Placid, N.Y.	3,423	3,355	6,778
2008	Minn. Duluth (34-4-1)	Shannon Miller	4-0	Wisconsin	Duluth, Minn.	3,161	4,031	7,192
2009	Wisconsin (34-2-5)	Mark Johnson	5-0	Mercyhurst	Boston, Mass.	2,706	2,437	5,143
2010	Minn. Duluth (31-8-2)	Shannon Miller	3-2 (3OT)	Cornell	Minneapolis	2,070	1,473	3,543
2011	Wisconsin (37-2-2)	Mark Johnson	4-1	Boston U.	Erie, Pa.	3,531	3,965	7,496
2012	Minnesota (34-5-2)	Brad Frost	4-2	Wisconsin	Duluth, Minn.	2,052	2,439	4,491
2013	Minnesota (41-0)	Brad Frost	6-3	Boston U.	Minneapolis	3,400	3,400	6,800
2014	Clarkson (31-5-5)	Matt Desrosiers	5-4	Minnesota	Hamden, Conn.	3,171	3,573	6,744
2015	Minnesota (34-3-4)	Brad Frost	4-1	Harvard	Minneapolis	3,400	3,400	6,800
2016	Minnesota (35-4-1)	Brad Frost	3-1	Boston College	Durham, N.H.	2,167	3,211	5,378
2017	Clarkson (32-4-5)	Matt Desrosiers	3-0	Wisconsin	St. Charles, Mo.	2,762	3,016	5,778
2018	Clarkson (36-4-1)	Matt Desrosiers	2-1 (OT)	Colgate	Minneapolis	3,369	2,992	6,361
2019	Wisconsin (35-4-2)	Mark Johnson	2-0	Minnesota	Hamden, Conn.	3,241	3,423	6,664
2020	\$No tournament							
2021	Wisconsin (17-3-1)	Mark Johnson	2-1	Northeastern	Erie, Pa.	379	778	1,157
2022	Ohio St. (32-6)	Nadine Muzerall	3-2	Minn. Duluth	University Park, Pa.	1,663	2,008	3,671
2023	Wisconsin (29-10-2)	Mark Johnson	1-0	Ohio St.	Duluth, Minn.	3,443	3,940	7,383

*\*Third-place game discontinued after 2005. Since then, both teams defeated in the semifinals are awarded third place. \$The 2020 tournament was not held due to the COVID-19 pandemic.*

# FROZEN FOUR FACTS

## FROZEN FOUR APPEARANCES

15—Minnesota, 2002-03-04-05-06-09-10-12-13-14-15-16-17-19-23  
14—Wisconsin, 2006-07-08-09-11-12-14-15-16-17-18-19-21-23  
9—Minn. Duluth, 2001-02-03-07-08-09-10-21-22  
7—Boston College, 2007-11-12-13-15-16-17  
6—Harvard, 2001-03-04-05-08-15  
5—St. Lawrence, 2001, 04-05-06-07  
5—Clarkson, 2014-16-17-18-19  
4—Dartmouth, 2001-03-04-05  
4—Mercyhurst, 2009-10-13-14  
4—Cornell, 2010-11-12-19  
2—Boston U., 2011-13  
2—New Hampshire, 2006-08  
2—Northeastern, 2022-23  
2—Ohio St., 2018-23

## CONSECUTIVE FROZEN FOUR APPEARANCES

7—Wisconsin, 2014-21  
6—Minnesota, 2012-17  
5—Minnesota, 2002-06  
4—St. Lawrence, 2004-07  
4—Wisconsin, 2006-09

4—Minn. Duluth, 2007-10  
4—Clarkson, 2016-19  
3—Minn. Duluth, 2001-03  
3—Dartmouth, 2003-05  
3—Harvard, 2003-05  
3—Cornell, 2010-12  
3—Boston College, 2011-13  
3—Boston College, 2015-17  
3—Ohio St., 2021-23  
3—Northeastern, 2021-23

## FROZEN FOUR WINS

17—Wisconsin  
15—Minnesota  
12—Minn. Duluth  
6—Clarkson  
4—Harvard  
3—St. Lawrence

## FROZEN FOUR WINNING PERCENTAGE

(Min. 3 games)

.750—Minn. Duluth, 2001-22 (12-4)  
.750—Clarkson, 2014-19 (6-2)  
.708—Wisconsin, 2006-23 (17-7)  
.596—Minnesota, 2002-23 (15-10-1)

.500—Boston U., 2011-13 (2-2)  
.500—Ohio St., 2018-23 (3-3)  
.400—Harvard, 2001-15 (4-6)  
.375—St. Lawrence, 2001-07 (3-5)  
.250—Northeastern, 2021-23 (1-3)  
.200—Cornell, 2010-19 (1-4)  
.200—Mercyhurst, 2009-14 (1-4)

## NCAA CHAMPIONSHIPS

7—Wisconsin, 2006, 2007, 2009, 2011, 2019, 2021, 2023  
6—Minnesota, 2004, 2005, 2012, 2013, 2015, 2016  
5—Minn. Duluth, 2001, 2002, 2003, 2008, 2010  
3—Clarkson, 2014, 2017, 2018

# FROZEN FOUR RECORDS

The following records include game, year and career marks set during the Frozen Four, which consists of the two national semifinal games, the national third-place game (from 2001 through 2005) and the national championship game. A national semifinal game is indicated by (NSF), a national third-place game by (N3d) and a national championship game by (CH). Any national semifinal game records not included in the listings are specifically noted below that category. The 2020 tournament was not held due to the COVID-19 pandemic.

## INDIVIDUAL, GAME

### GOALS

4—Bobbi Ross, Minnesota vs. New Hampshire, NSF, March 24, 2006  
3—Maria Rooth, Minn. Duluth vs. Harvard, NSF, March 23, 2001  
3—Natalie Darwitz, Minnesota vs. Harvard, CH, March 28, 2004  
3—Krissy Wendell, Minnesota vs. Dartmouth, NSF, March 26, 2004  
3—Sarah Vaillancourt, Harvard vs. St. Lawrence, NSF, March 25, 2005  
3—Rebecca Russell, St. Lawrence vs. Dartmouth, N3d, March 27, 2005  
3—Breanne Wilson-Bennett, Colgate vs. Wisconsin, NSF, March 16, 2018

### FASTEST GAME-OPENING GOAL

:13—Natalie Darwitz, Minnesota vs. Dartmouth, NSF, March 25, 2005  
:13—Jenelle Kohanchuk, Boston U. vs. Mercyhurst, NSF, March 22, 2013  
:13—Sarah Potomak, Minnesota vs. Boston College, CH, March 20, 2016  
:46—Bobbi Ross, Minnesota vs. New Hampshire, NSF, March 24, 2006  
:57—Emily Field, Boston College vs. Wisconsin, NSF, March 16, 2012

### FASTEST GOAL, START OF PERIOD

:09—Natalie Darwitz, Minnesota vs. Harvard, CH, March 28, 2004 (third)  
:13—Natalie Darwitz, Minnesota vs. Dartmouth, NSF, March 25, 2005 (first)  
:13—Jenelle Kohanchuk, Boston U. vs. Mercyhurst, NSF, March 22, 2013 (first)  
:13—Sarah Potomak, Minnesota vs. Boston College, CH, March 20, 2016 (first)  
:18—Erika Lawler, Wisconsin vs. Harvard, NSF, March 20, 2008 (second)  
:21—Jennifer Botterill, Harvard vs. Minn. Duluth, CH, March 23, 2003 (second)

### FASTEST CONSECUTIVE GOALS

1:59—Natalie Darwitz, Minnesota vs. Dartmouth, NSF, March 25, 2005  
2:20—Cayley Mercer, Clarkson vs. Wisconsin, CH, March 19, 2017  
4:07—Kelly Stephens, Minnesota vs. Dartmouth, NSF, March 26, 2004  
4:53—Annie Pankowski, Wisconsin vs. Clarkson, NSF, March 22, 2019  
5:01—Maria Rooth, Minn. Duluth vs. Harvard, NSF, March 23, 2001

### FASTEST HAT TRICK

16:07—Maria Rooth, Minn. Duluth vs. Harvard, NSF, March 23, 2001  
22:53—Krissy Wendell, Minnesota vs. Dartmouth, NSF, March 26, 2004  
26:45—Sarah Vaillancourt, Harvard vs. St. Lawrence, NSF, March 25, 2005  
28:07—Natalie Darwitz, Minnesota vs. Harvard, CH, March 28, 2004  
29:53—Bobbi Ross, Minnesota vs. New Hampshire, NSF, March 24, 2006

## ASSISTS

- 3—Krissey Wendell, Minnesota vs. Harvard, CH, March 28, 2004
- 3—Caitlin Cahow, Harvard vs. St. Lawrence, NSF, March 25, 2005
- 3—Natalie Darwitz, Minnesota vs. Dartmouth, NSF, March 25, 2005
- 3—Natalie Darwitz, Minnesota vs. Harvard, CH, March 27, 2005
- 3—Sara Bauer, Wisconsin vs. St. Lawrence, NSF, March 16, 2007
- 3—Sara O'Toole, Minn. Duluth vs. Boston College, March 16, 2007
- 3—Meghan Duggan, Wisconsin vs. Minn. Duluth, NSF, March 20, 2009
- 3—Jesse Scanzano, Mercyhurst vs. Minnesota, NSF, March 20, 2009
- 3—Erika Lawler, Wisconsin vs. Mercyhurst, CH, March 22, 2009
- 3—Maryanne Menefee, Minnesota vs. Boston U., CH, March 24, 2013
- 3—Alex Carpenter, Boston College vs. Clarkson, NSF, March 18, 2016

## POINTS

- 5—Natalie Darwitz, Minnesota vs. Dartmouth, NSF, March 25, 2005
- 5—Rebecca Russell, St. Lawrence vs. Dartmouth, N3d, March 27, 2005
- 4—Maria Rooth, Minn. Duluth vs. Harvard, NSF, March 23, 2001
- 4—Julie Chu, Harvard vs. Minnesota, NSF, March 21, 2003
- 4—Krissey Wendell, Minnesota vs. Dartmouth, NSF, March 26, 2004
- 4—Natalie Darwitz, Minnesota vs. Harvard, CH, March 28, 2004
- 4—Krissey Wendell, Minnesota vs. Harvard, CH, March 28, 2004
- 4—Krissey Wendell, Minnesota vs. Dartmouth, NSF, March 25, 2005
- 4—Natalie Darwitz, Minnesota vs. Harvard, CH, March 27, 2005
- 4—Bobbi Ross, Minnesota vs. New Hampshire, NSF, March 24, 2006
- 4—Meghan Duggan, Wisconsin vs. St. Lawrence, NSF, March 16, 2007
- 4—Hilary Knight, Wisconsin vs. Minn. Duluth, NSF, March 20, 2009
- 4—Gigi Marvin, Minnesota vs. Mercyhurst, NSF, March 20, 2009
- 4—Amanda Kessel, Minnesota vs. Boston U., CH, March 24, 2013
- 4—Breanne Wilson-Bennett, Colgate vs. Wisconsin, NSF, March 16, 2018

## PENALTIES

- 5—Angela Ruggiero, Harvard vs. Minn. Duluth, CH, March 23, 2003
- 4—Nora Tallus, Minn. Duluth vs. Harvard, CH, March 23, 2003
- 3—Lindsay Weaver, Harvard vs. Minnesota, CH, March 28, 2004
- 3—Leah Craig, New Hampshire vs. Minnesota, NSF, March 24, 2006
- 3—Elin Holmlov, Minn. Duluth vs. Wisconsin, NSF, March 20, 2009
- 3—Anne Schleper, Minnesota vs. Mercyhurst, NSF, March 20, 2009

## SAVES

- 61—Amanda Mazzotta, Cornell vs. Minn. Duluth, CH, March 21, 2010 (3OT)
- 50—Gwyneth Philips, Northeastern vs. Ohio St., NSF, March 17, 2023
- 49—Jennifer Harss, Minn. Duluth vs. Cornell, CH, March 21, 2010 (3OT)
- 48—Aerin Frankel, Northeastern vs. Minn. Duluth, NSF, March 18, 2022 (2OT)
- 47—Molly Schaus, Boston College vs. Minn. Duluth, NSF, March 16, 2007

## SHUTOUTS

- Jessie Vetter, Wisconsin vs. St. Lawrence, NSF, March 24, 2006
- Jessie Vetter, Wisconsin vs. Minnesota, CH, March 26, 2006
- Jessie Vetter, Wisconsin vs. St. Lawrence, NSF, March 16, 2007
- Kim Martin, Minn. Duluth vs. Wisconsin, CH, March 22, 2008
- Jessie Vetter, Wisconsin vs. Mercyhurst, CH, March 22, 2009
- Ann-Renee Desbiens, Wisconsin vs. Boston College, NSF, March 17, 2017
- Shea Tiley, Clarkson vs. Wisconsin, CH, March 19, 2017
- Shea Tiley, Clarkson vs. Ohio St., NSF, March 16, 2018
- Alex Gulstene, Minnesota vs. Cornell, NSF, March 22, 2019
- Kristen Campbell, Wisconsin vs. Clarkson, NSF, March 22, 2019
- Kristen Campbell, Wisconsin vs. Minnesota, CH, March 24, 2019
- Amanda Thiele, Ohio St. vs. Northeastern, NSF, March 17, 2023
- Cami Kronish, Wisconsin vs. Ohio St., NSF, March 19, 2023

## INDIVIDUAL, YEAR

### GOALS

- 4—Maria Rooth, Minn. Duluth, 2001
- 4—Krissey Wendell, Minnesota, 2004
- 4—Sarah Vaillancourt, Harvard, 2005
- 4—Bobbi Ross, Minnesota, 2006
- 3—Tammy Shewchuk, Harvard, 2001
- 3—Kristy Zamora, Brown, 2002
- 3—Hanne Sikio, Minn. Duluth, 2003
- 3—Kelly Stephens, Minnesota, 2004
- 3—Natalie Darwitz, Minnesota, 2004
- 3—Natalie Darwitz, Minnesota, 2005
- 3—Krissey Wendell, Minnesota, 2005
- 3—Jinelle Zaugg, Wisconsin, 2007
- 3—Hilary Knight, Wisconsin, 2009
- 3—Emmanuelle Blais, Minn. Duluth, 2010
- 3—Breanne Wilson-Bennett, Colgate, 2018
- 3—Annie Pankowski, Wisconsin, 2019

### ASSISTS

- 6—Natalie Darwitz, Minnesota, 2005
- 5—Sara Bauer, Wisconsin, 2007
- 4—Meghan Duggan, Wisconsin, 2009
- 4—Kelly Stephens, Minnesota, 2005
- 4—Genevieve Bannon, Clarkson, 2017

### POINTS

- 9—Natalie Darwitz, Minnesota, 2005
- 8—Krissey Wendell, Minnesota, 2004
- 6—Maria Rooth, Minn. Duluth, 2001
- 6—Natalie Darwitz, Minnesota, 2004
- 6—Rebecca Russell, St. Lawrence, 2005
- 6—Sara Bauer, Wisconsin, 2007
- 6—Hilary Knight, Wisconsin, 2009

### PENALTIES

- 5—Angela Ruggiero, Harvard, 2003
- 5—Nora Tallus, Minn. Duluth, 2003
- 4—Gillian Apps, Dartmouth, 2003
- 4—Lindsay Weaver, Harvard, 2004
- 4—Laurie Ross, St. Lawrence, 2005
- 4—Cassea Schols, Mercyhurst, 2009

### SAVES

- 89—Amanda Mazzotta, Cornell, 2010
- 82—Emma Sodererg, Minn. Duluth, 2022
- 80—Julia Vandyk, Colgate, 2018
- 76—Jennifer Harss, Minn. Duluth, 2010
- 74—Tania Pinelli, Niagara, 2002

### SAVE PERCENTAGE

#### (Min. two games)

- 1.000—Jessie Vetter, Wisconsin, 2006 (0 goals allowed, 58 saves)
- 1.000—Kristen Campbell, Wisconsin, 2019 (0 goals allowed, 41 saves)
- .986—Shea Tiley, Clarkson, 2018 (1 goal allowed, 68 saves)
- .985—Jessie Vetter, Wisconsin, 2009 (1 goal allowed, 65 saves)
- .975—Jessie Vetter, Wisconsin, 2007 (1 goal allowed, 39 saves)

## GOALS-AGAINST AVERAGE

(Minimum 110 minutes)

- 0.00—Jessie Vetter, Wisconsin, 2006 (0 goals allowed)
- 0.00—Kristen Campbell, Wisconsin, 2019 (0 goals allowed)
- 0.42—Shea Tiley, Clarkson, 2018 (1 goal allowed)
- 0.50—Jessie Vetter, Wisconsin, 2007 (1 goal allowed)
- 0.50—Jessie Vetter, Wisconsin, 2009 (1 goal allowed)

## TEAM, GAME

### GOALS

- 7—Minnesota vs. Dartmouth (2), NSF, March 25, 2005
- 6—Minn. Duluth vs. Harvard (3), NSF, March 23, 2001
- 6—Harvard vs. Minnesota (1), NSF, March 21, 2003
- 6—Minnesota vs. Harvard (2), CH, March 28, 2004
- 6—Wisconsin vs. Boston College (2), NSF, March 16, 2012
- 6—Minnesota vs. Boston U. (3), CH, March 24, 2013

### GOALS, BOTH TEAMS

- 9—Minn. Duluth (6) vs. Harvard (3), NSF, March 23, 2001
- 9—Minnesota (7) vs. Dartmouth (2), NSF, March 25, 2005
- 9—Minnesota (5) vs. New Hampshire (4), NSF, March 24, 2006
- 9—Mercyhurst (5) vs. Minnesota (4), NSF, March 20, 2009
- 9—Minnesota (6) vs. Boston U. (3), CH, March 24, 2013
- 9—Minnesota (6) vs. Boston U. (3), CH, March 24, 2013

### GOALS, PERIOD

- 5—Minn. Duluth vs. Harvard, NSF, March 23, 2001 (third)
- 5—Minnesota vs. Dartmouth, NSF, March 25, 2005 (first)
- 4—Minnesota vs. Dartmouth, NSF, March 26, 2004 (third)
- 4—Minnesota vs. Harvard, CH, March 28, 2004 (third)
- 4—Wisconsin vs. Clarkson, NSF, March 22, 2019 (third)

### GOALS, PERIOD, BOTH TEAMS

- 7—Minn. Duluth (5) vs. Harvard (2), NSF, March 23, 2001 (third)
- 7—Minnesota (5) vs. Dartmouth (2), NSF, March 25, 2005 (first)
- 5—Minn. Duluth (3) vs. Dartmouth (2), NSF, March 21, 2003 (second)
- 5—Minnesota (3) vs. Wisconsin (2), CH, March 18, 2012 (first)
- 4—12 times.

### GOALS, LOSING TEAM

- 4—New Hampshire vs. Minnesota (5), NSF, March 24, 2006
- 4—Minnesota vs. Mercyhurst (5), NSF, March 20, 2009
- 4—Minnesota vs. Clarkson (5), CH, March 23, 2014
- 3—Harvard vs. Minn. Duluth (6), NSF, March 23, 2001
- 3—Harvard vs. Minn. Duluth (4), CH, March 23, 2003
- 3—Harvard vs. Minnesota (4), CH, March 27, 2005
- 3—Boston College vs. Minn. Duluth (4), NSF, March 16, 2007 (2OT)
- 3—Boston U. vs. Minnesota (6), CH, March 24, 2013
- 3—Wisconsin vs. Minnesota (5), NSF, March 21, 2014
- 3—Minnesota vs. Clarkson (4), NSF, March 17, 2017
- 3—Wisconsin vs. Colgate (4), NSF, March 16, 2018

### FEWEST GOALS

- 0—St. Lawrence vs. Wisconsin (1), NSF, March 24, 2006
- 0—Minnesota vs. Wisconsin (3), CH, March 26, 2006
- 0—St. Lawrence vs. Wisconsin (4), NSF, March 16, 2007
- 0—Wisconsin vs. Minn. Duluth (4), CH, March 22, 2008
- 0—Mercyhurst vs. Wisconsin (5), CH, March 22, 2009
- 0—Boston College vs. Wisconsin (1), NSF, March 17, 2017
- 0—Wisconsin vs. Clarkson (3), CH, March 19, 2017

- 0—Ohio St. vs. Clarkson (1), NSF, March 16, 2018
- 0—Cornell vs. Minnesota (2), NSF, March 22, 2019
- 0—Clarkson vs. Wisconsin (5), NSF, March 22, 2019
- 0—Minnesota vs. Wisconsin (2), CH, March 24, 2019
- 0—Northeastern vs. Ohio St. (3), NSF, March 17, 2023
- 0—Ohio St. vs. Wisconsin (1), CH, March 19, 2023

### FEWEST GOALS, BOTH TEAMS

- 1—Wisconsin (1) vs. St. Lawrence (0), NSF, March 24, 2006
- 1—Wisconsin (1) vs. Boston College (0), NSF, March 17, 2017
- 1—Clarkson (1) vs. Ohio St. (0), NSF, March 16, 2018
- 1—Wisconsin (1) vs. Ohio St. (1), CH, March 19, 2023
- 2—Minnesota (2) vs. Cornell (0), NSF, March 22, 2019
- 2—Wisconsin (2) vs. Minnesota (0), CH, March 24, 2019

### FASTEST CONSECUTIVE GOALS

- :23—Harvard (Julie Chu and Lauren McAuliffe) vs. Minnesota, NSF, March 21, 2003
- :23—Harvard (Jennifer Botterill and Lauren McAuliffe) vs. Minn. Duluth, CH, March 23, 2003 (2OT)
- :25—Wisconsin (Annie Pankowski and Presley Norby) vs. Clarkson, NSF, March 22, 2019
- :30—Wisconsin (Jinelle Zaugg and Grace Hutchings) vs. Minnesota, CH, March 26, 2006
- :32—Minnesota (Natalie Darwitz and Kelly Stephens) vs. Harvard, CH, March 28, 2004

### FASTEST CONSECUTIVE GOALS BY OPPOSING TEAMS

- :10—Minn. Duluth (Emmanuelle Blais), then Wisconsin (Jasmine Giles), CH, March 18, 2007
- :16—Minnesota (Hannah Brandt), then Boston U. (Sarah Lefort), CH, March 24, 2013
- :24—Wisconsin (Brooke Ammerman), then Boston U. (Marie-Philip Poulin), CH, March 20, 2011
- :35—Clarkson (Shannon MacAulay), then Minnesota (Baylee Gillanders), CH, March 23, 2014
- :39—Wisconsin (Makenna Webster), then Northeastern (Chloe Aurard), CH, March 20, 2021

### WINNING MARGIN

- 5—Harvard (6) vs. Minnesota (1), NSF, March 21, 2003
- 5—Minnesota (7) vs. Dartmouth (2), NSF, March 25, 2005
- 5—Wisconsin (5) vs. Mercyhurst (0), CH, March 22, 2009
- 5—Wisconsin (5) vs. Clarkson (0), NSF, March 22, 2019
- 4—Minnesota (5) vs. Dartmouth (1), NSF, March 26, 2004
- 4—Minnesota (6) vs. Harvard (2), CH, March 28, 2004
- 4—St. Lawrence (5) vs. Dartmouth (1), N3d, March 27, 2005
- 4—Wisconsin (4) vs. St. Lawrence (0), NSF, March 16, 2007
- 4—Minn. Duluth (4) vs. Wisconsin (0), CH, March 22, 2008
- 4—Wisconsin (5) vs. Minn. Duluth (1), NSF, March 20, 2009
- 4—Wisconsin (6) vs. Boston College (2), NSF, March 16, 2012
- 4—Clarkson (5) vs. Mercyhurst (1), NSF, March 21, 2014

### LARGEST MARGIN OVERCOME TO WIN

- 2—Boston College vs. Clarkson, NSF, March 18, 2016 (trailed 2-0, won 3-2 OT); Northeastern vs. Minn. Duluth, NSF, March 18, 2021 (trailed 2-0, won 3-2 OT)

### ASSISTS

- 10—Minnesota vs. Dartmouth, NSF, March 25, 2005 (7 goals)
- 10—Minnesota vs. Boston U., CH, March 24, 2013 (6 goals)
- 9—Minn. Duluth vs. Harvard, NSF, March 23, 2001 (6 goals)
- 9—Wisconsin vs. Mercyhurst, CH, March 22, 2009 (5 goals)
- 9—Wisconsin vs. Boston College, NSF, March 16, 2012 (6 goals)



## ASSISTS, BOTH TEAMS

- 16—Minnesota (10) vs. Boston U. (6), CH, March 24, 2013 (9 goals)
- 13—Minn. Duluth (9) vs. Harvard (4), NSF, March 23, 2001 (9 goals)
- 13—Clarkson (7) vs. Minnesota (6), CH, March 23, 2014 (9 goals)
- 13—Colgate (8) vs. Ohio St. (5), NSF, March 16, 2018 (OT) (7 goals)
- 12—Minn. Duluth (8) vs. Boston College (4), NSF, March 16, 2007 (2OT) (7 goals)
- 12—Wisconsin (9) vs. Boston College (3), NSF, March 16, 2012 (8 goals)
- 12—Clarkson (8) vs. Minnesota (4), NSF, March 17, 2017 (7 goals)

## FEWEST ASSISTS (EXCLUDING SHUTOUTS)

- 0—Wisconsin vs. St. Lawrence, NSF, March 24, 2006 (1 goal)
- 0—Boston College vs. Wisconsin, NSF, March 18, 2011 (2 goals)
- 0—Boston U. vs. Wisconsin, CH, March 20, 2011 (1 goal)
- 1—16 times.

## FEWEST ASSISTS, BOTH TEAMS

- 0—Wisconsin vs. St. Lawrence, NSF, March 24, 2006 (1 goal)
- 1—Wisconsin vs. Ohio St., CH, March 19, 2023 (1 goal)
- 2—Wisconsin (2) vs. Boston College (0), NSF, March 17, 2017 (1 goal)
- 2—Clarkson (2) vs. Ohio St. (0), NSF, March 16, 2018 (1 goal)
- 2—Minnesota (2) vs. Cornell (0), NSF, March 22, 2019 (2 goals)

## POINTS

- 17—Minnesota vs. Dartmouth, NSF, March 25, 2005
- 16—Minnesota vs. Boston U., CH, March 24, 2013
- 15—Minn. Duluth vs. Harvard, NSF, March 23, 2001
- 15—Wisconsin vs. Boston College, NSF, March 16, 2012
- 15—Minnesota vs. Boston College, NSF, March 22, 2013

## POINTS, BOTH TEAMS

- 25—Minnesota (6 goals, 10 assists) vs. Boston U. (3 goals, 6 assists), CH, March 24, 2013
- 22—Minn. Duluth (6 goals, 9 assists) vs. Harvard (3 goals, 4 assists), NSF, March 23, 2001
- 22—Clarkson (5 goals, 7 assists) vs. Minnesota (4 goals, 6 assists), CH, March 23, 2014
- 20—Minnesota (7 goals, 10 assists) vs. Dartmouth (2 goals, 1 assist), NSF, March 25, 2005
- 20—Minnesota (5 goals, 5 assists) vs. New Hampshire (4 goals, 6 assists), NSF, March 24, 2006
- 20—Mercyhurst (5 goals, 7 assists) vs. Minnesota (4 goals, 4 assists), NSF, March 20, 2009
- 20—Wisconsin (6 goals, 9 assists) vs. Boston College (2 goals, 3 assists), NSF, March 16, 2012
- 20—Colgate (4 goals, 8 assists) vs. Wisconsin (3 goals, 5 assists), NSF, March 16, 2018

## FEWEST POINTS (EXCLUDING SHUTOUTS)

- 1—Wisconsin vs. St. Lawrence, NSF, March 24, 2006 (1 goal, 0 assists)
- 1—Boston U. vs. Wisconsin, CH, March 20, 2011 (1 goal, 0 assists)
- 2—11 times

## FEWEST POINTS, BOTH TEAMS

- 1—Wisconsin (1 goal, 0 assists) vs. St. Lawrence (0 goals, 0 assists), NSF, March 24, 2006
- 2—Wisconsin (1 goal, 1 assist) vs. Ohio St. (0 goals, 0 assists), CH, March 19, 2023
- 3—Wisconsin (1 goal, 2 assists) vs. Boston College (0 goals, 0 assists), NSF, March 17, 2017
- 4—Minnesota (2 goals, 2 assists) vs. Cornell (0 goals, 0 assists), NSF, March 22, 2019
- 5—Wisconsin (2 goals, 3 assists) vs. Minnesota (0 goals, 0 assists), NSF, March 24, 2019

## SHOTS ON GOAL

- 64—Minn. Duluth vs. Cornell, CH, March 21, 2010 (3OT) (3 goals)
- 53—Ohio St. vs. Northeastern, NSF, March 27, 2023 (3 goals)
- 51—Minn. Duluth vs. Dartmouth, NSF, March 21, 2003 (5 goals)
- 51—Minn. Duluth vs. Boston College, NSF, March 16, 2007 (2OT) (4 goals)
- 51—Cornell vs. Minn. Duluth, CH, March 21, 2010 (3OT) (2 goals)

## SHOTS ON GOAL, BOTH TEAMS

- 115—Minn. Duluth (64) vs. Cornell (51), CH, March 21, 2010 (3OT) (5 goals)
- 97—Minn. Duluth (50) vs. Northeastern (47), NSF, March 18, 2022 (2OT) (3 goals)
- 85—Harvard (44) vs. Minn. Duluth (41), CH, March 23, 2003 (2OT) (7 goals)
- 83—Minn. Duluth (51) vs. Boston College (32), NSF, March 16, 2007 (7 goals)
- 81—Minn. Duluth (51) vs. Dartmouth (30), NSF, March 21, 2003 (7 goals)

## SHOTS ON GOAL, PERIOD

- 27—Ohio St. vs. Boston College, QF, March 16, 2021 (second)
- 21—Minnesota vs. Cornell, NSF, March 16, 2012 (first)
- 20—Wisconsin vs. Minnesota, CH, March 18, 2012 (third)
- 20—Ohio St. vs. Minn. Duluth, CH, March 20, 2022 (second)
- 20—Ohio St. vs. Northeastern, NSF, March 17, 2023 (second)

## SHOTS ON GOAL, PERIOD, BOTH TEAMS

- 31—Minn. Duluth (18) vs. Dartmouth (13), NSF, March 21, 2003 (second)
- 31—Ohio St. (27) vs. Boston College (4), QF, March 16, 2021 (second)
- 29—Minn. Duluth (18) vs. Niagara (11), NSF, March 22, 2002 (second)
- 29—Minn. Duluth (18) vs. Dartmouth (11), NSF, March 23, 2003 (first)
- 29—Wisconsin (20) vs. Minnesota (9), CH, March 18, 2012 (third)
- 29—Boston College (14) vs. Minnesota (15), CH, March 20, 2016 (second)

## FEWEST SHOTS ON GOAL

- 10—Dartmouth vs. Minnesota, NSF, March 25, 2005
- 12—Providence vs. Wisconsin, QF, March 16, 2021
- 13—Boston College vs. Ohio St., QF, March 16, 2021
- 14—Clarkson vs. Wisconsin, NSF, March 22, 2019
- 15—Minn. Duluth vs. New Hampshire, NSF, March 20, 2008
- 15—Cornell vs. Boston U., NSF, March 18, 2011
- 15—Cornell vs. Minnesota, NSF, March 22, 2019
- 15—Northeastern vs. Ohio St., NSF, March 17, 2023

## FEWEST SHOTS ON GOAL, BOTH TEAMS

- 34—Minnesota (24) vs. Dartmouth (10), NSF, March 25, 2005 (9 goals)
- 42—Wisconsin (24) vs. Minn. Duluth (18), CH, March 18, 2007 (5 goals)
- 42—Cornell (15) vs. Minnesota (27), NSF, March 22, 2019 (2 goals)
- 46—Dartmouth (23) vs. St. Lawrence (23), N3d, March 28, 2004 (3 goals)
- 46—Wisconsin (24) vs. St. Lawrence (22), NSF, March 16, 2007 (4 goals)
- 46—Boston U. (31) vs. Cornell (15), NSF, March 18, 2011 (5 goals)

## FEWEST SHOTS ON GOAL, REGULATION PERIOD

- 0—Dartmouth vs. Minnesota, NSF, March 25, 2005 (third)
- 0—Minn. Duluth vs. New Hampshire, NSF, March 20, 2008 (second)
- 0—Providence vs. Wisconsin, QF, March 16, 2021 (first)
- 1—St. Lawrence vs. Dartmouth, NSF, March 23, 2001 (third)
- 2—St. Lawrence vs. Minn. Duluth, CH, March 25, 2001 (second)
- 2—Dartmouth vs. Minnesota, NSF, March 26, 2004 (third)
- 2—Cornell vs. Boston U., NSF, March 18, 2011 (second)

## FEWEST SHOTS ON GOAL, REGULATION PERIOD, BOTH TEAMS

- 6—Dartmouth (3) vs. Minnesota (3), NSF, March 25, 2005 (second)
- 8—Wisconsin (4) vs. Minn. Duluth (4), CH, March 18, 2007 (third)
- 9—Minnesota (9) vs. Dartmouth (0), NSF, March 25, 2005 (second)
- 9—Harvard (5) vs. Minnesota (4), CH, March 27, 2005 (third)
- 9—Clarkson (3) vs. Wisconsin (6), CH, March 19, 2017 (first)

## PENALTIES

- 12—Harvard vs. St. Lawrence, NSF, March 25, 2005
- 11—Minn. Duluth vs. Wisconsin, CH, March 22, 2008
- 10—St. Lawrence vs. Harvard, NSF, March 25, 2005
- 9—Minn. Duluth vs. New Hampshire, NSF, March 20, 2008
- 9—Minn. Duluth vs. Wisconsin, NSF, March 20, 2009
- 9—Wisconsin vs. Mercyhurst, CH, March 22, 2009
- 9—Cornell vs. Minn. Duluth, CH, March 21, 2010 (3OT)

## PENALTIES, BOTH TEAMS

- 22—Harvard (12) vs. St. Lawrence (10), NSF, March 25, 2005
- 18—Minn. Duluth (11) vs. Wisconsin (7), CH, March 22, 2008
- 17—Minn. Duluth (9) vs. New Hampshire (8), NSF, March 20, 2008
- 16—Harvard (8) vs. Minn. Duluth (8), CH, March 23, 2003
- 16—Mercyhurst (8) vs. Minnesota (8), NSF, March 20, 2009

## FEWEST PENALTIES

- 0—Clarkson vs. Minnesota, NSF, March 17, 2017
- 0—Northeastern vs. Minn. Duluth, NSF, March 18, 2022
- 0—Ohio St. vs. Minn. Duluth, CH, March 20, 2022
- 1—many times

## FEWEST PENALTIES, BOTH TEAMS

- 1—Minnesota (1) vs. Clarkson (0), NSF, March 17, 2017
- 1—Northeastern (1) vs. Minn. Duluth (0), NSF, March 18, 2022
- 1—Minn. Duluth (1) vs. Ohio St. (0), CH, March 20, 2022
- 3—Harvard (2) vs. Minn. Duluth (1), NSF, March 23, 2001
- 3—Wisconsin (2) vs. Minnesota (1), NSF, March 20, 2015
- 3—Minnesota (1) vs. Wisconsin (2), CH, March 24, 2019

## LONGEST GAME

- 119:26—Minn. Duluth (3) vs. Cornell (2), CH, March 21, 2010 (3OT)
- 98:15—Minn. Duluth (2) vs. Northeastern (1), NSF, March 18, 2022 (2OT)
- 96:03—Colgate (4) vs. Wisconsin (3), NSF, March 16, 2018 (2OT)
- 94:19—Minn. Duluth (4) vs. Boston College (3), NSF, March 16, 2007 (2OT)
- 84:19—Minn. Duluth (4) vs. Harvard (3), CH, March 23, 2003 (2OT)

## TEAM, YEAR

### GOALS

- 11—Minnesota, 2004
- 11—Minnesota, 2005
- 10—Minn. Duluth, 2001
- 10—Wisconsin, 2009
- 10—Clarkson, 2014

### FEWEST GOALS (Minimum two games)

- 1—Wisconsin, 2017
- 2—Dartmouth, 2004
- 2—Minnesota, 2019
- 3—Dartmouth, 2001
- 3—Minnesota, 2002
- 3—Minnesota, 2003
- 3—St. Lawrence, 2004
- 3—Dartmouth, 2005
- 3—Harvard, 2015
- 3—Clarkson, 2018
- 3—Ohio St., 2023

### FEWEST GOALS ALLOWED (Minimum two games)

- 0—Wisconsin, 2006
- 0—Wisconsin, 2019
- 1—Wisconsin, 2007
- 1—Wisconsin, 2009
- 1—Clarkson, 2018

### ASSISTS

- 16—Minnesota, 2005
- 16—Minnesota, 2013
- 16—Wisconsin, 2009
- 14—Clarkson, 2014
- 13—Minn. Duluth, 2001
- 13—Minnesota, 2004
- 13—Harvard, 2005
- 13—Minnesota, 2014

### POINTS

- 27—Minnesota, 2005
- 26—Wisconsin, 2009
- 25—Minnesota, 2013
- 24—Minnesota, 2004
- 24—Clarkson, 2014

### SHOTS ON GOAL

- 92—Minn. Duluth, 2003
- 88—Minn. Duluth, 2010
- 84—Ohio St., 2023
- 82—Wisconsin, 2011
- 82—Wisconsin, 2012

### FEWEST SHOTS ON GOAL (Minimum two games)

- 36—Dartmouth, 2005
- 39—Minn. Duluth, 2008
- 40—St. Lawrence, 2005
- 41—Harvard, 2015
- 44—St. Lawrence, 2004
- 44—Wisconsin, 2006

### PENALTIES

- 20—Minn. Duluth, 2008
- 15—Minn. Duluth, 2003
- 15—St. Lawrence, 2005
- 15—Harvard, 2005
- 14—Mercyhurst, 2009
- 14—Wisconsin, 2009
- 14—Cornell, 2010

### FEWEST PENALTIES (Minimum two games)

- 2—Clarkson, 2017
- 2—Northeastern, 2021
- 2—Ohio St., 2022
- 2—Minn. Duluth, 2022
- 3—Minnesota, 2019

# WOMEN'S FROZEN FOUR MOST OUTSTANDING PLAYERS

## Frozen Four Statistics

Year	Player, Team	Pos.	Cl.	Games	Goals	Assists	GAA	Saves
2001	Maria Rooth, Minn. Duluth	F	So.	2	4	2	—	—
2002	Kristy Zamora, Brown	F	Sr.	2	3	0	—	—
2003	Caroline Ouellette, Minn. Duluth	F	So.	2	2	2	—	—
2004	Krissy Wendell, Minnesota	F	So.	2	4	4	—	—
2005	Natalie Darwitz, Minnesota	F	Jr.	2	3	6	—	—
2006	Jessie Vetter, Wisconsin	G	So.	2	—	—	0.00	58
2007	Sara Bauer, Wisconsin	F	Sr.	2	1	5	—	—
2008	Kim Martin, Minn. Duluth	G	So.	2	—	—	1.00	52
2009	Jessie Vetter, Wisconsin	G	Sr.	2	—	—	0.50	65
2010	Emmanuelle Blais, Minn. Duluth	F	Sr.	2	3	1	—	—
2011	Meghan Duggan, Wisconsin	F	Sr.	2	1	3	—	—
	Hilary Knight, Wisconsin	F	Jr.	2	0	3	—	—
2012	Noora Raty, Minnesota	G	Jr.	2	—	—	1.50	62
2013	Noora Raty, Minnesota	G	Sr.	2	—	—	2.47	47
2014	Jamie Lee Rattray, Clarkson	F	Sr.	2	1	3	—	—
2015	Hannah Brandt, Minnesota	F	Jr.	2	2	2	—	—
2016	Sarah Potomak, Minnesota	F	Fr.	2	2	1	—	—
2017	Cayley Mercer, Clarkson	F	Sr.	2	2	2	—	—
2018	Shea Tiley, Clarkson	G	Sr.	2	—	—	0.42	68
2019	Kristen Campbell, Wisconsin	G	Jr.	2	—	—	0.00	41
2020	No award							
2021	Makenna Webster, Wisconsin	F	Fr.	2	2	1	—	—
2022	Paetyn Levis, Ohio St.	F	Sr.	3	2	2	—	—
2023	Cami Kronish, Wisconsin	G	Sr.	4	—	1	1.17	87



---

# ALL-TOURNAMENT TEAMS

---

## 2001

G—Tuula Puputti, Minn. Duluth  
D—Isabelle Chartrand, St. Lawrence  
D—Brittney Ralph, Minn. Duluth  
F—Amanda Sargeant, St. Lawrence  
F—Maria Rooth, Minn. Duluth\*  
F—Tammy Shewchuk, Harvard

## 2002

G—Tania Pinelli, Niagara  
D—Larissa Luther, Minn. Duluth  
D—Meredith Ostrander, Brown  
F—Kelly Stephens, Minnesota  
F—Joanne Eustace, Minn. Duluth  
F—Kristy Zamora, Brown\*

## 2003

G—Amy Ferguson, Dartmouth  
D—Angela Ruggiero, Harvard  
F—Jenny Potter, Minn. Duluth  
F—Hanne Sikio, Minn. Duluth  
F—Julie Chu, Harvard  
F—Caroline Ouellette, Minn. Duluth\*

## 2004

G—Jody Horak, Minnesota  
D—Allie Sanchez, Minnesota  
D—Angela Ruggiero, Harvard  
F—Kelly Stephens, Minnesota  
F—Natalie Darwitz, Minnesota  
F—Krissy Wendell, Minnesota\*

## 2005

G—Ali Boe, Harvard  
D—Caitlin Cahow, Harvard  
D—Lyndsay Wall, Minnesota  
F—Sarah Vaillancourt, Harvard  
F—Natalie Darwitz, Minnesota\*  
F—Krissy Wendell, Minnesota

## 2006

G—Jessie Vetter, Wisconsin\*  
D—Bobbi-Jo Slusar, Wisconsin  
D—Ashley Albrecht, Minnesota  
F—Jinelle Zaugg, Wisconsin  
F—Bobbi Ross, Minnesota  
F—Jennifer Hitchcock, New Hampshire

## 2007

G—Jessie Vetter, Wisconsin  
D—Bobbi-Jo Slusar, Wisconsin  
D—Meghan Mikkleson, Wisconsin  
F—Jinelle Zaugg, Wisconsin  
F—Jessica Koizumi, Minn. Duluth  
F—Sara Bauer, Wisconsin\*

## 2008

G—Kim Martin, Minn. Duluth\*  
D—Myriam Trepanier, Minn. Duluth  
D—Heidi Peltari, Minn. Duluth  
F—Laura Fridfinnson, Minn. Duluth  
F—Sara O'Toole, Minn. Duluth  
F—Erika Lawler, Wisconsin

## 2009

G—Jessie Vetter, Wisconsin\*  
D—Alycia Matthews, Wisconsin  
D—Malee Windmeier, Wisconsin  
F—Meghan Agosta, Mercyhurst  
F—Hilary Knight, Wisconsin  
F—Erika Lawler, Wisconsin

## 2010

G—Amanda Mazzotta, Cornell  
D—Laura Fortino, Cornell  
D—Lauriane Rougeau, Cornell  
F—Emmanuelle Blais, Minn. Duluth\*  
F—Laura Fridfinnson, Minn. Duluth  
F—Jessica Wong, Minn. Duluth

## 2011

G—Molly Schaus, Boston College  
D—Catherine Ward, Boston U.  
D—Alev Kelter, Wisconsin  
F—Brooke Ammerman, Wisconsin  
F—Meghan Duggan, Wisconsin\*  
F—Hilary Knight, Wisconsin\*  
F—Carolyne Prévost, Wisconsin

## 2012

G—Noora Raty, Minnesota\*  
D—Megan Bozek, Minnesota  
F—Brooke Ammerman, Wisconsin  
F—Sarah Erickson, Minnesota  
F—Amanda Kessel, Minnesota  
F—Carolyne Prévost, Wisconsin

## 2013

G—Noora Raty, Minnesota\*  
D—Megan Bozek, Minnesota  
F—Hannah Brandt, Minnesota  
F—Marie-Philip Poulin, Boston U.  
F—Amanda Kessel, Minnesota  
F—Milica McMillen, Minnesota

## 2014

G—Erica Howe, Clarkson  
D—Baylee Gillanders, Minnesota  
D—Renata Fast, Clarkson  
F—Rachael Bona, Minnesota  
F—Maryanne Menefee, Minnesota  
F—Jamie Lee Rattray, Clarkson\*

## 2015

G—Amanda Leveille, Minnesota  
D—Megan Wolfe, Minnesota  
D—Sarah Edney, Harvard  
F—Hannah Brandt, Minnesota\*  
F—Maryanne Menefee, Minnesota  
F—Dani Cameranesi, Minnesota

## 2016

G—Amanda Leveille, Minnesota  
D—Lee Stecklein, Minnesota  
D—Megan Keller, Boston College  
F—Sarah Potomak, Minnesota\*  
F—Amanda Kessel, Minnesota  
F—Haley Skarupa, Boston College

## 2017

G—Ann-Renee Desbiens, Wisconsin  
D—Mellissa Channell, Wisconsin  
D—Savannah Harmon, Clarkson  
F—Genevieve Bannon, Clarkson  
F—Cayley Mercer, Clarkson\*  
F—Annie Pankowski, Wisconsin

## 2018

G—Shea Tiley, Clarkson\*  
D—Savannah Harmon, Clarkson  
D—Olivia Zafuto, Colgate  
F—Loren Gabel, Clarkson  
F—Elizabeth Giguere, Clarkson  
F—Breanne Wilson-Bennett, Colgate

## 2019

G—Kristen Campbell, Wisconsin\*  
D—Maddie Rolfes, Wisconsin  
D—Mekenzie Steffen, Wisconsin  
F—Annie Pankowski, Wisconsin  
F—Abby Roque, Wisconsin  
F—Nicole Schammel, Minnesota

## 2021

G—Aerin Frankel, Northeastern  
D—Ashton Bell, Minn. Duluth  
D—Skylar Fontaine, Northeastern  
F—Alina Mueller, Northeastern  
F—Caitlin Schneider, Wisconsin  
F—Makenna Webster, Wisconsin\*

## 2022

G—Emma Soderberg, Minn. Duluth  
D—Skylar Fontaine, Northeastern  
D—Sophie Jaques, Ohio St.  
F—Naomi Rogge, Minn. Duluth  
F—Paetyn Levis, Ohio St.\*  
F—Kenzie Hauswirth, Ohio St.

## 2023

G—Cami Kronish, Wisconsin\*  
D—Sophie Jacques, Ohio St.  
D—Caroline Harvey, Wisconsin  
F—Laila Edwards, Wisconsin  
F—Kirsten Simms, Wisconsin  
F—Jess Compher, Wisconsin

\*Most Outstanding Player.

## ELITE 90 WINNERS

Year	Winner, School	Yr.	GPA	Major
2010	Vicki Bendus, Mercyhurst	Jr.	3.937	Biology
2011	Rebecca Ruegsegger, Wisconsin	So.	4.00	African Languages and Literature
2012	Carolyne Prevost, Wisconsin	Sr.	3.779	Kinesiology
2013	Gina Buquet, Mercyhurst	Sr.	3.940	Exercise Science
2014	Vanessa Gagnon, Clarkson	Sr.	3.944	Business
2015	Jenny Ryan, Wisconsin	So.	3.902	Kinesiology
2016	Annie Pankowski, Wisconsin	So.	3.857	Zoology
2017	Anna Barlow, Minnesota	So.	3.922	Biology, Society and Environment
2018	Jacyn Reeves, Ohio St.	Jr.	3.895	Human Development and Family Science
2019	Breanna Blesi, Wisconsin	So.	3.960	Chemical Engineering
2021	Megan Carter, Northeastern	So.	4.00	Biology
2022	Megan Carter, Northeastern	Jr.	4.00	Biology
2023	Megan Carter, Northeastern	Sr.	4.00	Biology

## CHAMPIONSHIP GAME RECORDS

*The following records are from the NCAA championship game.*

### INDIVIDUAL

#### GOALS

3—Natalie Darwitz, Minnesota vs. Harvard, March 28, 2004  
2—Kristy Zamora, Brown vs. Minn. Duluth, March 24, 2002  
2—Hanne Sikio, Minn. Duluth vs. Harvard, March 23, 2003 (2OT)  
2—Jinelle Zaugg, Wisconsin vs. Minnesota, March 26, 2006  
2—Carolyne Prévost, Wisconsin vs. Boston U., March 20, 2011  
2—Sarah Erickson, Minnesota vs. Wisconsin, March 18, 2012  
2—Amanda Kessel, Minnesota vs. Boston U., March 24, 2013  
2—Cayley Mercer, Clarkson vs. Wisconsin, March 19, 2017

#### FASTEST GAME-OPENING GOAL

:13—Sarah Potomak, Minnesota vs. Boston College, March 20, 2016

5:17—Caroline Ouellette, Minn. Duluth vs. Harvard, March 23, 2003 (2OT)  
8:45—Amanda Kessel, Minnesota vs. Wisconsin, March 18, 2012  
9:00—Jinelle Zaugg, Wisconsin vs. Minn. Duluth, March 18, 2007  
9:40—Sarah Davis, Minnesota vs. Clarkson, March 23, 2014

#### FASTEST CONSECUTIVE GOALS

2:20—Cayley Mercer, Clarkson vs. Wisconsin, March 19, 2017  
12:50—Natalie Darwitz, Minnesota vs. Harvard, March 28, 2004  
15:18—Natalie Darwitz, Minnesota vs. Harvard, March 28, 2004  
19:52—Jinelle Zaugg, Wisconsin vs. Minnesota, March 26, 2006  
22:33—Kristy Zamora, Brown vs. Minn. Duluth, March 24, 2002

#### FASTEST HAT TRICK

28:08—Natalie Darwitz, Minnesota vs. Harvard, March 28, 2004

#### ASSISTS

3—Krissy Wendell, Minnesota vs. Harvard, March 28, 2004

- 3—Natalie Darwitz, Minnesota vs. Harvard, March 27, 2005  
3—Erika Lawler, Wisconsin vs. Mercyhurst, March 22, 2009

## POINTS

- 4—Krissy Wendell, Minnesota vs. Harvard, March 28, 2004  
4—Natalie Darwitz, Minnesota vs. Harvard, March 28, 2004  
4—Natalie Darwitz, Minnesota vs. Harvard, March 27, 2005  
4—Amanda Kessel, Minnesota vs. Boston U., March 24, 2013  
3—Kelly Stephens, Minnesota vs. Harvard, March 28, 2004  
3—Sara Bauer, Wisconsin vs. Minn. Duluth, March 18, 2007  
3—Erika Lawler, Wisconsin vs. Mercyhurst, March 22, 2009  
3—Angie Keseley, Wisconsin vs. Mercyhurst, March 22, 2009  
3—Shannon MacAulay, Clarkson vs. Minnesota, March 23, 2014

## PENALTIES

- 5—Angela Ruggiero, Harvard vs. Minn. Duluth, March 23, 2003 (2OT)  
4—Nora Tallus, Minn. Duluth vs. Harvard, March 23, 2003 (2OT)  
4—Angela Ruggiero, Harvard vs. Minn. Duluth, March 23, 2003 (2OT)  
3—Lindsay Weaver, Harvard vs. Minnesota, March 28, 2004  
2—14 times, most recent: Ella Shelton, Clarkson vs. Wisconsin, March 19, 2017

## SAVES

- 61—Amanda Mazzotta, Cornell vs. Minn. Duluth, March 21, 2010 (3OT)  
49—Jennifer Harss, Minn. Duluth vs. Cornell, March 21, 2010 (3OT)  
42—Noora Raty, Minnesota vs. Wisconsin, March 18, 2012  
41—Patricia Sautter, Minn. Duluth vs. Harvard, March 23, 2003 (2OT)  
41—Shea Tiley, Clarkson vs. Wisconsin, March 19, 2017

## SAVES, PERIOD

- 20—Noora Raty, Minnesota vs. Wisconsin, March 18, 2012 (third)  
19—Anna Klein, Minn. Duluth vs. Ohio St., March 20, 2022 (second)  
18—Jessie Vetter, Wisconsin vs. Mercyhurst, March 22, 2009 (third)  
18—Shea Tiley, Clarkson vs. Wisconsin, March 19, 2017 (third)  
17—Shea Tiley, Clarkson vs. Wisconsin, March 19, 2017 (second)

## SHUTOUTS

- Jessie Vetter, Wisconsin vs. Minnesota, March 26, 2006  
Kim Martin, Minn. Duluth vs. Wisconsin, March 22, 2008  
Jessie Vetter, Wisconsin vs. Mercyhurst, March 22, 2009  
Shea Tiley, Clarkson vs. Wisconsin, March 19, 2017  
Kristen Campbell, Wisconsin vs. Minnesota, March 24, 2019  
Cami Kronish, Wisconsin vs. Ohio St., March 19, 2023

## TEAM

## GOALS

- 6—Minnesota vs. Harvard (2), March 28, 2004  
6—Minnesota vs. Boston U. (3), March 24, 2013  
5—Wisconsin vs. Mercyhurst (0), March 22, 2009  
5—Clarkson vs. Minnesota (4), March 23, 2014  
4—Minn. Duluth vs. St. Lawrence (2), March 25, 2001  
4—Minn. Duluth vs. Harvard (3), March 23, 2003 (2OT)  
4—Minnesota vs. Harvard (3), March 27, 2005  
4—Wisconsin vs. Minn. Duluth (1), March 18, 2007  
4—Minn. Duluth (4) vs. Wisconsin (0), March 22, 2008  
4—Wisconsin vs. Boston U. (1), March 20, 2011  
4—Minnesota vs. Wisconsin (2), March 18, 2012  
4—Minnesota vs. Clarkson (5), March 23, 2014  
4—Minnesota vs. Harvard (1), March 22, 2015

## GOALS, BOTH TEAMS

- 9—Minnesota (6) vs. Boston U. (3), March 24, 2013  
9—Clarkson (5) vs. Minnesota (4), March 23, 2014  
8—Minnesota (6) vs. Harvard (2), March 28, 2004  
7—Minn. Duluth (4) vs. Harvard (3), March 23, 2003 (2OT)  
7—Minnesota (4) vs. Harvard (3), March 27, 2005

## GOALS, PERIOD

- 4—Minnesota vs. Harvard, March 28, 2004 (third)  
3—Harvard vs. Minn. Duluth, March 23, 2003 (2OT) (second)  
3—Wisconsin vs. Minn. Duluth, March 18, 2007 (second)  
3—Wisconsin vs. Mercyhurst, March 22, 2009 (second)  
3—Minnesota vs. Wisconsin, March 18, 2012 (first)  
3—Minnesota vs. Harvard, March 22, 2015 (third)

## GOALS, PERIOD, BOTH TEAMS

- 5—Minnesota (3) vs. Wisconsin (2), March 18, 2012 (first)  
4—Harvard (3) vs. Minn. Duluth (1), March 23, 2003 (2OT) (second)  
4—Minnesota (4) vs. Harvard (0), March 28, 2004 (third)  
4—Harvard (2) vs. Minnesota (2), March 27, 2005 (second)  
4—Wisconsin (3) vs. Minn. Duluth (1), March 18, 2007 (second)  
4—Minnesota (2) vs. Boston U. (2), March 24, 2013 (third)  
4—Minnesota (3) vs. Harvard (1), March 22, 2015 (third)

## GOALS, LOSING TEAM

- 4—Minnesota vs. Clarkson (5), March 23, 2014  
3—Harvard vs. Minnesota (4), March 27, 2005  
3—Harvard vs. Minnesota (4), March 27, 2005  
3—Boston U. vs. Minnesota (6), March 24, 2013

## FEWEST GOALS

- 0—Minnesota vs. Wisconsin (3), March 26, 2006  
0—Wisconsin vs. Minn. Duluth (4), March 22, 2008  
0—Mercyhurst vs. Wisconsin (5), March 22, 2009  
0—Wisconsin vs. Clarkson (3), March 19, 2017  
0—Minnesota vs. Wisconsin (2), March 24, 2019  
0—Ohio St. vs. Wisconsin (1), March 19, 2023

## FEWEST GOALS, BOTH TEAMS

- 1—Wisconsin (1) vs. Ohio St. (0), March 19, 2023  
2—Wisconsin (2) vs. Minnesota (0), March 24, 2019  
3—Wisconsin (3) vs. Minnesota (0), March 26, 2006  
3—Clarkson (3) vs. Wisconsin (0), March 19, 2017  
3—Clarkson (2) vs. Colgate (1), March 18, 2018  
3—Wisconsin (2) vs. Northeastern (1), March 20, 2021

## FASTEST CONSECUTIVE GOALS

- :23—Harvard (Jennifer Botterill and Lauren McAuliffe) vs. Minn. Duluth, March 23, 2003 (2OT)  
:30—Wisconsin (Jinelle Zaugg and Grace Hutchins) vs. Minnesota, March 26, 2006  
:32—Minnesota (Natalie Darwitz and Kelly Stephens) vs. Harvard, March 28, 2004  
1:03—Clarkson (Christine Lambert and Shelby Nisbet) vs. Minnesota, March 23, 2014  
1:18—Minnesota (Meghan Lorence and Rachael Bona) vs. Harvard, March 22, 2015

## FASTEST CONSECUTIVE GOALS, OPPOING TEAMS

- :10—Wisconsin (Emmanuelle Blais), then Minn. Duluth (Jasmine Giles), March 18, 2007

- :16—Minnesota (Hannah Brandt), then Boston U. (Sarah Lefort), CH, March 24, 2013
- :24—Wisconsin (Brooke Ammerman), then Boston U. (Marie-Philip Poulin), March 20, 2011
- :35—Clarkson (Shannon MacAulay), then Minnesota (Baylee Gillanders), March 23, 2014
- :39—Wisconsin (Makenna Webster), then Northeastern (Chloe Aurard), March 20, 2021

## WINNING MARGIN

- 5—Wisconsin (5) vs. Mercyhurst (0), March 22, 2009
- 4—Minnesota (6) vs. Harvard (2), March 28, 2004
- 4—Minn. Duluth (4) vs. Wisconsin (0), March 22, 2008
- 3—Wisconsin (3) vs. Minnesota (0), March 26, 2006
- 3—Wisconsin (4) vs. Minn. Duluth (1), March 18, 2007
- 3—Wisconsin (4) vs. Boston U. (1), March 20, 2011
- 3—Minnesota (6) vs. Boston U. (3), March 24, 2013
- 3—Minnesota (4) vs. Harvard (1), March 22, 2015
- 3—Clarkson (3) vs. Wisconsin (0), March 19, 2017

## LARGEST MARGIN OVERCOME TO WIN

- 1—Six times, most recently: Clarkson vs. Minnesota, March 23, 2014 (trailed 1-0, then won 5-4)

## ASSISTS

- 10—Minnesota vs. Boston U., March 24, 2013 (6 goals)
- 9—Wisconsin vs. Mercyhurst, March 22, 2009 (5 goals)
- 8—Minnesota vs. Harvard, March 28, 2004 (6 goals)
- 7—Clarkson vs. Minnesota, March 23, 2014 (5 goals)
- 6—Minnesota vs. Harvard, March 27, 2005 (4 goals)
- 6—Minn. Duluth vs. Wisconsin, March 22, 2008 (4 goals)
- 6—Minn. Duluth vs. Cornell, March 21, 2010 (3OT) (3 goals)
- 6—Boston U. vs. Minnesota, March 24, 2013 (3 goals)
- 6—Minnesota vs. Clarkson, March 23, 2014 (4 goals)

## ASSISTS, BOTH TEAMS

- 16—Minnesota (10) vs. Boston U. (6), March 24, 2013 (9 goals)
- 13—Clarkson (7) vs. Minnesota (6), March 23, 2014 (9 goals)
- 11—Minnesota (8) vs. Harvard (3), March 28, 2004 (8 goals)
- 11—Minnesota (6) vs. Harvard (5), March 27, 2005 (7 goals)
- 10—Minn. Duluth (6) vs. Cornell (4), March 21, 2010 (3OT) (5 goals)

## FEWEST ASSISTS

(Excluding shutouts)

- 0—Boston U. vs. Wisconsin, March 20, 2011 (1 goal)
- 1—Harvard vs. Minnesota, March 22, 2015 (1 goal)
- 1—Clarkson vs. Colgate, March 18, 2018 (2 goals)
- 1—Wisconsin vs. Ohio St., March 19, 2023 (1 goal)
- 2—Minn. Duluth vs. Brown, March 24, 2002 (3 goals)
- 2—Minn. Duluth vs. Wisconsin, March 18, 2007 (1 goal)
- 2—Boston College vs. Minnesota, March 20, 2016 (1 goal)
- 2—Colgate vs. Clarkson, March 18, 2018 (1 goal)
- 2—Wisconsin vs. Northeastern, March 20, 2021 (2 goals)
- 2—Northeastern vs. Wisconsin, March 20, 2021 (1 goal)

## FEWEST ASSISTS, BOTH TEAMS

- 1—Wisconsin (1) vs. Ohio St., March 19, 2023 (1 goal)
- 3—Clarkson (1) vs. Colgate (2), March 18, 2018 (3 goals)
- 3—Minnesota (3) vs. Wisconsin (0), March 24, 2019 (2 goals)
- 4—Clarkson (4) vs. Wisconsin (0), March 19, 2017 (3 goals)
- 4—Wisconsin (2) vs. Northeastern (2), March 20, 2021 (3 goals)
- 5—Brown (3) vs. Minn. Duluth (2), March 24, 2002 (5 goals)
- 5—Wisconsin (5) vs. Minnesota (0), March 26, 2006 (3 goals)

- 5—Wisconsin (5) vs. Boston U. (0), March 20, 2011 (5 goals)

## POINTS

- 16—Minnesota vs. Boston U., March 24, 2013
- 14—Minnesota vs. Harvard, March 28, 2004
- 14—Wisconsin vs. Mercyhurst, March 22, 2009
- 12—Clarkson vs. Minnesota, March 23, 2014

## POINTS, BOTH TEAMS

- 25—Minnesota (6 goals, 10 assists) vs. Boston U. (3 goals, 6 assists), March 24, 2013
- 22—Clarkson (5 goals, 7 assists) vs. Minnesota (4 goals, 6 assists), March 23, 2014
- 19—Minnesota (6 goals, 8 assists) vs. Harvard (2 goals, 3 assists), March 28, 2004

## SHOTS ON GOAL

- 64—Minn. Duluth vs. Cornell, March 21, 2010 (3OT) (3 goals)
- 51—Cornell vs. Minn. Duluth, March 21, 2010 (3OT) (2 goals)
- 44—Harvard vs. Minn. Duluth, March 23, 2003 (2OT) (3 goals)
- 44—Wisconsin vs. Minnesota, March 18, 2012 (2 goals)
- 41—Minn. Duluth vs. Harvard, March 23, 2003 (2OT) (4 goals)
- 41—Wisconsin vs. Clarkson, March 19, 2017 (3 goals)

## SHOTS ON GOAL, BOTH TEAMS

- 115—Minn. Duluth (64) vs. Cornell (51), March 21, 2010 (3OT) (5 goals)
- 85—Harvard (44) vs. Minn. Duluth (41), March 23, 2003 (2OT) (7 goals)
- 73—Minnesota (40) vs. Harvard (33), March 28, 2004 (8 goals)
- 69—Wisconsin (32) vs. Mercyhurst (37), March 22, 2009 (5 goals)
- 69—Wisconsin (44) vs. Minnesota (25), March 18, 2012 (6 goals)

## SHOTS ON GOAL, PERIOD

- 20—Ohio St. vs. Minn. Duluth, March 20, 2022 (second)
- 20—Wisconsin vs. Minnesota, March 18, 2012 (third)
- 18—Mercyhurst vs. Wisconsin, March 22, 2009 (third)
- 18—Wisconsin vs. Boston U., March 20, 2011 (second)
- 18—Wisconsin vs. Clarkson, March 19, 2017 (third)

## SHOTS ON GOAL, PERIOD, BOTH TEAMS

- 29—Wisconsin (20) vs. Minnesota (9), March 18, 2012 (third)
- 29—Minnesota (15) vs. Boston College (14), March 18, 2012 (second)
- 28—Minnesota (16) vs. Harvard (12), March 28, 2004 (second)
- 28—Wisconsin (17) vs. Clarkson (11), March 19, 2017 (second)
- 27—Minn. Duluth (15) vs. St. Lawrence (12), March 25, 2001 (first)
- 27—Mercyhurst (18) vs. Wisconsin (9), March 22, 2009 (third)

## FEWEST SHOTS ON GOAL

- 16—Boston U. vs. Wisconsin, March 20, 2011
- 18—Minn. Duluth vs. Wisconsin, March 18, 2007
- 19—Wisconsin vs. Minnesota, March 26, 2006
- 19—Ohio St. vs. Minn. Duluth, March 20, 2022
- 20—Harvard vs. Minnesota, March 22, 2015
- 20—Clarkson vs. Wisconsin, March 19, 2017

## FEWEST SHOTS ON GOAL, BOTH TEAMS

- 42—Wisconsin (24) vs. Minn. Duluth (18), March 18, 2007
- 50—Harvard (26) vs. Minnesota (24), March 27, 2005
- 50—Minnesota (31) vs. Wisconsin (19), March 26, 2006
- 52—Wisconsin (28) vs. Minn. Duluth (24), March 22, 2008
- 52—Wisconsin (36) vs. Boston U. (16), March 20, 2011

## FEWEST SHOTS ON GOAL, REGULATION

## PERIOD

- 2—St. Lawrence vs. Minn. Duluth, March 25, 2001 (second)
- 3—Clarkson vs. Wisconsin, March 19, 2017 (first)
- 4—Minnesota vs. Harvard, March 27, 2005 (third)
- 4—Wisconsin vs. Minnesota, March 26, 2006 (third)
- 4—Minn. Duluth vs. Wisconsin, March 18, 2007 (third)
- 4—Wisconsin vs. Minn. Duluth, March 18, 2007 (third)
- 4—Boston U. vs. Wisconsin, March 20, 2011 (first and second)

## FEWEST SHOTS ON GOAL, REGULATION PERIOD, BOTH TEAMS

- 8—Wisconsin (4) vs. Minn. Duluth (4), March 18, 2007 (third)
- 9—Harvard (5) vs. Minnesota (4), March 27, 2005 (third)
- 9—Clarkson (3) vs. Wisconsin (6), March 19, 2017 (first)
- 10—Harvard (5) vs. Minn. Duluth (5), March 23, 2003 (2OT) (first)
- 12—Minnesota (7) vs. Wisconsin (5), March 26, 2006 (second)

## PENALTIES

- 11—Minn. Duluth vs. Wisconsin, March 22, 2008
- 9—Wisconsin vs. Mercyhurst, March 22, 2009
- 9—Cornell vs. Minn. Duluth, March 21, 2010 (3OT)
- 8—Harvard vs. Minn. Duluth, March 23, 2003 (2OT)
- 8—Minn. Duluth vs. Harvard, March 23, 2003 (2OT)

## PENALTIES, BOTH TEAMS

- 18—Minn. Duluth (11) vs. Wisconsin (7), March 22, 2008
- 16—Harvard (8) vs. Minn. Duluth (8), March 23, 2003 (2OT)

- 15—Wisconsin (9) vs. Mercyhurst (6), March 22, 2009
- 15—Cornell (9) vs. Minn. Duluth (6), March 21, 2010 (3OT)
- 11—Wisconsin (6) vs. Minnesota (5), March 26, 2006

## FEWEST PENALTIES

- 0—Ohio St. vs. Minn. Duluth, March 20, 2022
- 1—Minn. Duluth vs. Ohio St., March 20, 2022
- 1—Wisconsin vs. Boston U., March 20, 2011
- 1—Minnesota vs. Wisconsin, March 24, 2019
- 1—Northeastern vs. Wisconsin, March 20, 2021
- 1—Wisconsin vs. Ohio St., March 19, 2023

## FEWEST PENALTIES, BOTH TEAMS

- 1—Ohio St. vs. Minn. Duluth, March 20, 2022
- 4—Boston U. (3) vs. Wisconsin (1), March 20, 2011
- 4—Wisconsin (1) vs. Ohio St. (3), March 19, 2023
- 5—Clarkson (2) vs. Wisconsin (3), March 19, 2017
- 5—Wisconsin (4) vs. Northeastern (1), March 20, 2021

## LONGEST GAME

- 119:26—Minn. Duluth (3) vs. Cornell (2), March 21, 2010 (3OT)

# REGIONAL RECORDS

In 2005, the tournament was expanded to eight teams, and a regional format was added. The following records include game marks set during the quarter-finals regionals (2005-present).

## INDIVIDUAL, GAME

### GOALS

- 4—Nicole Corriero, Harvard vs. Mercyhurst, March 19, 2005 (3OT)
- 3—Angie Keseley, Wisconsin vs. Dartmouth, March 14, 2009
- 3—Rebecca Johnston, Cornell vs. Boston U., March 10, 2012 (3OT)
- 3—Kelly Terry, Minnesota vs. Boston U., March 15, 2014
- 3—Amanda Kessel, Minnesota vs. Princeton, March 12, 2016
- 3—Loren Gabel, Clarkson vs. Cornell, March 11, 2017
- 3—Gabbie Hughes, Minn. Duluth vs. Harvard, March 10, 2022

### FASTEST GAME-OPENING GOAL

- :10—Renata Fast, Clarkson vs. Quinnipiac, March 12, 2016
- :22—Meghan Agosta, Mercyhurst vs. Minn. Duluth, March 15, 2008
- :24—Ashley Motherwell, Boston College vs. Minnesota, March 12, 2011
- :29—Jaimie McDonnell, Princeton vs. Minnesota, March 12, 2016

- :46—Gigi Marvin, Minnesota vs. Boston College, March 14, 2009

### FASTEST GOAL, START OF PERIOD

- :10—Whitney Graft, Minnesota vs. Princeton, March 17, 2006 (third)
- :10—Rebecca Johnston, Cornell vs. Boston U., March 10, 2012 (3OT) (second)
- :10—Renata Fast, Clarkson vs. Quinnipiac, March 12, 2016
- :14—Hilary Knight, Wisconsin vs. Minnesota, March 15, 2008 (third)
- :18—Rebecca Johnston, Cornell vs. Boston U., March 10, 2012 (3OT) (third)

### FASTEST CONSECUTIVE GOALS

- 0:16—Abby Roque, Wisconsin vs. Minnesota, March 10, 2018
- 1:11—Loren Gabel, Clarkson vs. Cornell, March 11, 2017
- 2:29—Gigi Marvin, Minnesota vs. Boston College, March 14, 2009
- 2:37—Hilary Knight, Wisconsin vs. Dartmouth, March 14, 2009
- 3:21—Rebecca Johnston, Cornell vs. Boston U., March 10, 2012 (3OT)

### FASTEST HAT TRICK

- 12:07—Nicole Corriero, Harvard vs. Mercyhurst, March 19, 2005 (3OT)
- 20:08—Rebecca Johnston, Cornell vs. Boston U., March 10, 2012 (3OT)
- 31:01—Amanda Kessel, Minnesota vs. Princeton, March 12, 2016



31:41—Gabbie Hughes, Minn. Duluth vs. Harvard, March 10, 2022  
35:00—Kelly Terry, Minnesota vs. Boston U., March 15, 2014

## ASSISTS

4—Haley Irwin, Minn. Duluth vs. Mercyhurst, March 15, 2008  
4—Hilary Knight, Wisconsin vs. Dartmouth, March 14, 2009  
4—Jillian Saulnier, Cornell vs. Boston U., March 10, 2012 (3OT)  
4—Britta Curl, Wisconsin vs. LIU, March 9, 2023  
3—13 times, most recent: Elizabeth Giguere, Minn. Duluth vs. Harvard, March 10, 2022

## POINTS

6—Hilary Knight, Wisconsin vs. Dartmouth, March 14, 2009  
5—Nicole Corriero, Harvard vs. Mercyhurst, March 19, 2005 (3OT)  
5—Angie Keseley, Wisconsin vs. Dartmouth, March 14, 2009  
5—Rebecca Johnston, Cornell vs. Boston U., March 10, 2012 (3OT)  
5—Britta Curl, Wisconsin vs. LIU, March 9, 2023

## PENALTIES

6—Dina McCumber, Princeton vs. Minnesota, March 17, 2006  
4—Marykate Oakley, Princeton vs. Minnesota, March 17, 2006  
4—Sam Faber, New Hampshire vs. Minn. Duluth, March 14, 2009  
3—Teresa Marchese, Mercyhurst vs. Harvard, March 19, 2005 (3OT)  
3—Krista Johnson, Minnesota vs. Princeton, March 17, 2006  
3—Allie Sanchez, Minnesota vs. Princeton, March 17, 2006  
3—Juliane Jubinville, Minn. Duluth vs. St. Lawrence, March 18, 2006  
3—Abbie Bullard, St. Lawrence vs. Minn. Duluth, March 18, 2006  
3—Molly Byrne, Mercyhurst vs. Cornell, March 16, 2013  
3—Kaliegh Fratkin, Boston U. vs. Minnesota, March 15, 2014  
3—Maddi Wheeler, Wisconsin vs. Clarkson, March 10, 2022

## SAVES

78—Desirae Clark, Mercyhurst vs. Harvard, March 19, 2005 (3OT)  
73—Corinne Schroeder, Quinnipiac vs. Ohio St., March 12, 2022 (2OT)  
67—Brittany Martin, Harvard vs. Wisconsin, March 10, 2007 (4 OT)  
58—Kerrin Sperry, Boston U. vs. Cornell, March 10, 2012 (3OT)  
57—Shelby Amsley-Benzie, North Dakota vs. Minnesota, March 16, 2013 (3OT)

## SHUTOUTS

Brittany Chartier, Minnesota vs. Princeton, March 17, 2006  
Jessica Moffat, St. Lawrence vs. Minn. Duluth, March 18, 2006  
Jessie Vetter, Wisconsin vs. Harvard, March 10, 2007 (4 OT)  
Jessie Vetter, Wisconsin vs. Dartmouth, March 14, 2009  
Emerance Maschmeyer, Harvard vs. Quinnipiac, March 14, 2015  
Shea Tiley, Clarkson vs. Quinnipiac, March 12, 2016  
Ann-Renee Desbiens, Wisconsin vs. Mercyhurst, March 12, 2016  
Katie Burt, Boston College vs. St. Lawrence, March 11, 2017  
Ann-Renee Desbiens, Wisconsin vs. Robert Morris, March 11, 2017  
Sidney Peters, Minnesota vs. Minn. Duluth, March 11, 2017  
Kassidy Sauve, Ohio St. vs. Boston College, March 10, 2018  
Kristen Campbell, Wisconsin vs. Minnesota, March 10, 2018  
Kristen Campbell, Wisconsin vs. Syracuse, March 16, 2019  
Emma Soderberg, Minn. Duluth vs. Colgate, March 15, 2021 (OT)  
Kennedy Blair, Wisconsin vs. Providence, March 16, 2021  
Emma Soderberg, Minn. Duluth vs. Harvard, March 10, 2022  
Corinne Schroeder, Quinnipiac vs. Syracuse, March 10, 2022  
Emma Soderberg, Minn. Duluth vs. Clarkson, March 9, 2023  
Skylar Vetter, Minnesota vs. Minn. Duluth, March 11, 2023

## TEAM, GAME

### GOALS

9—Wisconsin vs. LIU (1), March 9, 2023  
8—Cornell vs. Boston U. (7), March 10, 2012 (3OT)  
7—Wisconsin vs. Dartmouth (0), March 14, 2009  
7—Cornell vs. Dartmouth (1), March 12, 2011  
7—Boston U. vs. Cornell (8), March 10, 2012 (3OT)  
7—Wisconsin vs. Robert Morris (0), March 11, 2017

### GOALS, BOTH TEAMS

15—Cornell (8) vs. Boston U. (7), March 10, 2012 (3OT)  
10—Wisconsin (9) vs. LIU (1), March 9, 2023  
9—Harvard (5) vs. Mercyhurst (4), March 19, 2005 (3OT)  
9—Minn. Duluth (5) vs. Mercyhurst (4), March 15, 2008  
9—Boston College (6) vs. St. Lawrence (3), March 10, 2012

### GOALS, PERIOD

4—Cornell vs. Boston U., March 10, 2012 (second)  
4—Minnesota vs. Boston College, March 14, 2009 (first)  
4—Minn. Duluth vs. New Hampshire, March 14, 2009 (third)  
4—Cornell vs. Harvard, March 12, 2010 (second)  
4—Boston College vs. Minnesota, March 12, 2011 (first)  
4—Boston College vs. St. Lawrence, March 11, 2017 (second)  
4—Wisconsin vs. Robert Morris, March 11, 2017 (second)

### GOALS, PERIOD, BOTH TEAMS

5—Wisconsin (3) vs. Dartmouth (2), March 19, 2005 (first)  
5—Minn. Duluth (3) vs. Mercyhurst (2), March 15, 2008 (third)  
5—Minnesota (4) vs. Boston College (1), March 14, 2009 (first)  
5—Minn. Duluth (4) vs. New Hampshire (1), March 14, 2009 (third)  
5—Cornell (4) vs. Harvard (1), March 12, 2010 (second)  
5—Cornell (4) vs. Boston U. (1), March 10, 2012 (second)  
5—Boston U. (3) vs. Cornell (2), March 10, 2012 (third)  
5—St. Lawrence (3) vs. Boston College (2), March 10, 2012 (second)  
5—Boston U. (3) vs. Clarkson (2), March 16, 2013 (third)

### GOALS, LOSING TEAM

7—Boston U. vs. Cornell (8), March 10, 2012 (3OT)  
4—Mercyhurst vs. Harvard (5), March 19, 2005 (3OT)  
4—Mercyhurst vs. Minn. Duluth (5), March 15, 2008  
3—Wisconsin vs. Dartmouth (4), March 19, 2005  
3—Boston College vs. Minnesota (4), March 14, 2009  
3—St. Lawrence vs. Boston College (6), March 10, 2012  
3—Clarkson vs. Boston U. (5), March 16, 2013  
3—Quinnipiac vs. Ohio St. (4), March 12, 2022 (2OT)

### FEWEST GOALS

0—Princeton vs. Minnesota (4), March 17, 2006  
0—Minn. Duluth vs. St. Lawrence (1), March 18, 2006  
0—Harvard vs. Wisconsin (1), March 10, 2007 (4 OT)  
0—Dartmouth vs. Wisconsin (7), March 14, 2009  
0—Quinnipiac vs. Harvard (5), March 14, 2015  
0—Quinnipiac vs. Clarkson (1), March 12, 2016  
0—Mercyhurst vs. Wisconsin (6), March 12, 2016  
0—Robert Morris vs. Wisconsin (7), March 11, 2017  
0—St. Lawrence vs. Boston College (6), March 11, 2017  
0—Minn. Duluth vs. Minnesota (1), March 11, 2017  
0—Boston College vs. Ohio St. (2), March 10, 2018  
0—Minnesota vs. Wisconsin (4), March 10, 2018  
0—Syracuse vs. Wisconsin (4), March 16, 2019

0—Colgate vs. Minn. Duluth (1), March 15, 2021 (OT)  
0—Providence vs. Wisconsin (3), March 16, 2021  
0—Harvard vs. Minn. Duluth (4), March 10, 2022  
0—Syracuse vs. Quinnipiac (4), March 10, 2022  
0—Clarkson vs. Minn. Duluth (2), March 9, 2023  
0—Minn. Duluth vs. Minnesota (3), March 11, 2023

## FEWEST GOALS, BOTH TEAMS

1—St. Lawrence (1) vs. Minn. Duluth (0), March 18, 2006  
1—Wisconsin (1) vs. Harvard (0), March 10, 2007 (4 OT)  
1—Clarkson (1) vs. Quinnipiac (0), March 12, 2016  
1—Minn. Duluth (1) vs. Colgate (0), March 15, 2021  
2—Ohio St. (2) vs. Boston College (0), March 10, 2018  
2—Minn. Duluth (2) vs. Clarkson (0), March 9, 2023

## FASTEST CONSECUTIVE GOALS

:16—Wisconsin (Abby Roque) vs. Minnesota, March 10, 2018,  
:20—St. Lawrence (Karell Emard and Michelle Ng) vs. Boston College,  
March 10, 2012  
:26—Boston U. (Sarah Lefort and Louise Warren) vs. Clarkson, March 16,  
2013  
:26—Minnesota (Dani Cameranesi and Amanda Kessel) vs. Princeton,  
March 12, 2016  
:34—Boston U. (Marie-Philip Poulin and Kayla Tutino) vs. Cornell, March  
10, 2012 (3OT)

## FASTEST CONSECUTIVE GOALS BY OPPOSING TEAMS

:10—Boston U. (Tara Watchorn), then Mercyhurst (Bailey Bram), March  
13, 2010  
:12—Boston U. (Louise Warren), then Clarkson (Christine Lambert), March  
16, 2013  
:12—Clarkson (Loren Gabel), then Cornell (Lenka Serdar), March 11, 2017  
:17—Mercyhurst (Caroline Luczak), then Cornell (Jillian Saulnier), March  
16, 2013  
:21—Minnesota (Kelly Terry), then Boston U. (Sarah Lefort), March 15,  
2014

## WINNING MARGIN

8—Wisconsin (9) vs. LIU (1), March 9, 2023  
7—Wisconsin (7) vs. Dartmouth (0), March 14, 2009  
7—Wisconsin (7) vs. Robert Morris (0), March 11, 2017  
6—Cornell (7) vs. Dartmouth (1), March 12, 2011  
6—Wisconsin (6) vs. Mercyhurst (0), March 12, 2016  
6—Boston College vs. St. Lawrence (0), March 11, 2017

## LARGEST MARGIN OVERCOME TO WIN

3—Cornell vs. Boston U., March 10, 2012 [trailed 3-0, won 8-07 (3OT)]  
2—Harvard vs. Mercyhurst, March 19, 2005 [trailed 3-1, won 5-4 (3OT)]  
2—Boston College vs. St. Lawrence, QF, March 10, 2012 [trailed 3-1, won  
6-3]

## ASSISTS

17—Wisconsin vs. LIU, March 9, 2023 (9 goals)  
13—Boston U. vs. Cornell, March 10, 2012 (3OT) (7 goals)  
12—Minnesota vs. Princeton, March 12, 2016 (6 goals)  
12—Wisconsin vs. Mercyhurst, March 12, 2016 (6 goals)  
11—Wisconsin vs. Dartmouth, March 14, 2009 (7 goals)  
11—Cornell vs. Dartmouth, March 12, 2011 (7 goals)  
11—Cornell vs. Boston U., March 10, 2012 (3OT) (8 goals)

## ASSISTS, BOTH TEAMS

24—Boston U. (13) vs. Cornell (11), March 10, 2012 (3OT) (15 goals)  
18—Wisconsin (17) vs. LIU (1), March 9, 2023 (10 goals)

16—Minnesota (12) vs. Princeton (4), March 12, 2016 (8 goals)  
14—Minn. Duluth (8) vs. Mercyhurst (6), March 15, 2008 (9 goals)  
13—Cornell (11) vs. Dartmouth (2), March 12, 2011 (8 goals)

## FEWEST ASSISTS

### (Excluding shutouts)

0—St. Lawrence vs. Minn. Duluth, March 18, 2006 (1 goal)  
0—Dartmouth vs. Harvard, March 15, 2008 (1 goal)  
0—Clarkson vs. Quinnipiac, March 12, 2016 (1 goal)  
0—Minn. Duluth vs. Colgate, March 15, 2021 (OT) (1 goal)  
1—10 times

## FEWEST ASSISTS, BOTH TEAMS

0—St. Lawrence (0) vs. Minn. Duluth (0), March 18, 2006 (1 goal)  
0—Clarkson (0) vs. Quinnipiac (0), March 12, 2016 (1 goal)  
0—Minn. Duluth (0) vs. Colgate (0), March 15, 2021 (OT) (1 goal)  
2—Wisconsin (2) vs. Harvard (0), March 10, 2007 (4 OT) (1 goal)  
2—Minnesota (2) vs. Minn. Duluth (0), March 11, 2017 (1 goal)

## POINTS

26—Wisconsin vs. LIU, March 9, 2023 (9 goals, 17 assists)  
20—Boston U. vs. Cornell, March 10, 2012 (3OT) (7 goals, 13 assists)  
19—Cornell vs. Boston U., March 10, 2012 (3OT) (8 goals, 11 assists)  
18—Wisconsin vs. Dartmouth, March 14, 2009 (7 goals, 11 assists)  
18—Cornell vs. Dartmouth, March 12, 2011 (7 goals, 11 assists)  
18—Minnesota vs. Princeton, March 12, 2016 (6 goals, 12 assists)  
18—Wisconsin vs. Mercyhurst, March 12, 2016 (6 goals, 12 assists)

## POINTS, BOTH TEAMS

39—Boston U. (7 goals, 13 assists) vs. Cornell (8 goals, 11 assists), March  
10, 2012 (3OT)  
28—Wisconsin (9 goals, 17 assists) vs. LIU (1 goal, 1 assist), March 9, 2023  
24—Minnesota (6 goals, 12 assists) vs. Princeton (2 goals, 4 assists), March  
12, 2016  
23—Minn. Duluth (5 goals, 8 assists) vs. Mercyhurst (4 goals, 6 assists),  
March 15, 2008  
21—Cornell (7 goals, 11 assists) vs. Dartmouth (1 goal, 2 assists), March  
12, 2011

## FEWEST POINTS (EXCLUDING SHUTOUTS)

1—St. Lawrence vs. Minn. Duluth, March 18, 2006 (1 goal, 0 assists)  
1—Dartmouth vs. Harvard, March 15, 2008 (1 goal, 0 assists)  
1—Clarkson vs. Quinnipiac, March 12, 2016 (1 goal, 0 assists)  
1—Minn. Duluth vs. Colgate, March 15, 2021 (OT) (1 goal, 0 assists)  
2—Harvard vs. New Hampshire, March 17, 2006 (1 goal, 1 assist)  
2—Mercyhurst vs. Wisconsin, March 17, 2006 (2OT) (1 goal, 1 assist)  
2—Boston U. vs. Minnesota, March 15, 2014 (1 goal, 1 assist)  
2—Harvard vs. Wisconsin, March 15, 2014 (1 goal, 1 assist)  
2—Clarkson vs. Boston College, March 14, 2015 (1 goal, 1 assist)  
2—Boston U. vs. Wisconsin, March 14, 2015 (1 goal, 1 assist)  
2—Boston College vs. Clarkson, March 16, 2019 (1 goal, 1 assist)  
2—LIU vs. Wisconsin, March 9, 2023 (1 goal, 1 assist)

## FEWEST POINTS, BOTH TEAMS

1—St. Lawrence (1 goal, 0 assists) vs. Minn. Duluth (0 goals), March 18,  
2006  
1—Clarkson (1 goal, 0 assists) vs. Quinnipiac (0 goals), March 12, 2016  
1—Minn. Duluth (1 goal, 0 assists) vs. Colgate (0 goals) (OT), March 15,  
2021  
3—Wisconsin (1 goal, 2 assists) vs. Harvard (0 goals) (4 OT), March 10,  
2007  
3—Minnesota (1 goal, 2 assists) vs. Minn. Duluth (0 goals), March 11, 2017

## SHOTS ON GOAL

83—Harvard vs. Mercyhurst, March 19, 2005 (3OT) (5 goals)  
77—Ohio St. vs. Quinnipiac, March 12, 2022 (2OT) (4 goals)  
68—Wisconsin vs. Harvard, March 10, 2007 (4 OT) (1 goal)  
66—Cornell vs. Boston U., March 10, 2012 (3OT) (8 goals)  
60—Mercyhurst vs. Harvard, March 19, 2005 (3OT) (4 goals)  
60—Minnesota vs. North Dakota, March 16, 2013 (3OT) (3 goals)

## SHOTS ON GOAL, BOTH TEAMS

143—Harvard (83) vs. Mercyhurst (60), March 19, 2005 (3OT) (9 goals)  
113—Cornell (66) vs. Boston U. (47), March 10, 2012 (3OT) (15 goals)  
112—Minnesota (60) vs. North Dakota (52), March 16, 2013 (3OT) (5 goals)  
110—Quinnipiac (58) vs. Penn St. (52), March 9, 2023 (3OT) (5 goals)  
104—Wisconsin (68) vs. Harvard (36), March 10, 2007 (4 OT) (1 goal)

## SHOTS ON GOAL, REGULATION PERIOD

27—Ohio St. vs. Boston College, March 16, 2021 (second)  
25—Wisconsin vs. Robert Morris, March 11, 2017 (second)  
24—Ohio St. vs. Quinnipiac, March 11, 2023 (second)  
23—Boston College vs. Ohio St., March 10, 2018 (third)  
22—St. Lawrence vs. Minn. Duluth, March 18, 2006 (OT) (first)  
22—Minnesota vs. Rochester Inst., March 14, 2015 (first)

## SHOTS ON GOAL, REGULATION PERIOD, BOTH TEAMS

33—Wisconsin (20) vs. Mercyhurst (13), March 10, 2012 (third)  
32—Mercyhurst (17) vs. Harvard (15), March 19, 2005 (3OT) (first)  
32—Minnesota (22) vs. Rochester Inst. (10), March 14, 2015 (first)  
32—Boston College (23) vs. Ohio St. (9), March 10, 2018 (third)  
31—Minnesota (17) vs. Boston College (14), March 14, 2009 (second)  
31—Ohio St. (27) vs. Boston College (4), March 16, 2021 (second)

## FEWEST SHOTS ON GOAL

7—LIU vs. Wisconsin, March 9, 2023 (1 goal)  
12—Minnesota vs. Wisconsin, March 10, 2018 (0 goals)  
12—Providence vs. Wisconsin, March 16, 2021 (0 goals)  
13—St. Lawrence vs. Mercyhurst, March 14, 2009 (1 goal)  
13—Boston College vs. Ohio St., March 16, 2021 (1 goal)

## FEWEST SHOTS ON GOAL, BOTH TEAMS

43—Harvard (23) vs. Quinnipiac (20), March 14, 2015 (5 goals)  
43—Quinnipiac (14) vs. Clarkson (29), March 12, 2016 (1 goal)  
43—Minn. Duluth (27) vs. Clarkson (16), March 9, 2023 (2 goals)  
46—Quinnipiac (30) vs. Syracuse (16), March 10, 2022 (4 goals)  
47—Minn. Duluth (25) vs. New Hampshire (22), March 14, 2009 (5 goals)  
47—Cornell (26) vs. Dartmouth (21), March 12, 2011 (8 goals)

## FEWEST SHOTS ON GOAL, REGULATION PERIOD

0—Providence vs. Wisconsin, March 16, 2021 (first)  
1—Minnesota vs. Wisconsin, March 10, 2008 (third)  
2—St. Lawrence vs. New Hampshire, March 10, 2007 (third)  
2—Boston U. vs. Mercyhurst, March 13, 2010 (first)  
2—Quinnipiac vs. Clarkson, March 12, 2016 (first)  
2—Robert Morris vs. Wisconsin, March 11, 2017 (second)  
2—LIU vs. Wisconsin, March 9, 2023 (first)  
2—LIU vs. Wisconsin, March 9, 2023 (second)

## FEWEST SHOTS ON GOAL, REGULATION PERIOD, BOTH TEAMS

9—Clarkson (3) vs. Mercyhurst (6), March 10, 2018 (third)

10—Ohio St. (5) vs. Boston College (5), March 16, 2021 (first)  
10—Clarkson (5) vs. Minn. Duluth (5), March 9, 2023 (third)  
11—Boston College (7) vs. Minnesota (4), March 14, 2009 (third)  
11—Boston U. (6) vs. Cornell (5), March 10, 2012 (3OT) (second OT)  
11—Quinnipiac (7) vs. Syracuse (4), March 10, 2022 (first)  
11—Penn St. (3) vs. Quinnipiac (8), March 9, 2023 (third)

## PENALTIES

15—Princeton vs. Minnesota, March 17, 2006  
13—Minnesota vs. Princeton, March 17, 2006  
12—Mercyhurst vs. Harvard, March 19, 2005 (3OT)  
10—Mercyhurst vs. Wisconsin, March 18, 2006 (2OT)  
10—Minn. Duluth vs. St. Lawrence, March 18, 2006  
10—Boston College vs. Dartmouth, March 10, 2007 (2OT)  
10—Boston U. vs. Cornell, March 10, 2012 (3OT)

## PENALTIES, BOTH TEAMS

28—Princeton (15) vs. Minnesota (13), March 17, 2006  
19—Mercyhurst (12) vs. Harvard (7), March 19, 2005 (3OT)  
18—Boston U. (10) vs. Cornell (8), March 10, 2012 (3OT)  
17—Minn. Duluth (10) vs. St. Lawrence (7), March 18, 2006  
16—Minnesota (8) vs. North Dakota (8), March 10, 2012

## FEWEST PENALTIES

0—Princeton vs. Minnesota, March 16, 2019  
0—Colgate vs. Minn. Duluth, March 15, 2021 (OT)  
0—Harvard vs. Minn. Duluth, March 10, 2022  
0—Minnesota vs. Minn. Duluth, March 11, 2023  
1—18 times

## FEWEST PENALTIES, BOTH TEAMS

1—Princeton (0) vs. Minnesota (1), March 16, 2019  
1—Colgate (0) vs. Minn. Duluth (1), March 15, 2021 (OT)  
1—Harvard (0) vs. Minn. Duluth (1), March 10, 2022  
1—Minnesota (0) vs. Minn. Duluth (1), March 11, 2023  
3—Minnesota (1) vs. Minn. Duluth (2), March 11, 2017  
3—Robert Morris (1) vs. Northeastern (2), March 15, 2021  
3—Minn. Duluth (2) vs. Minnesota (1), March 12, 2022  
3—Yale (2) vs. Colgate (1), March 12, 2022  
3—Yale (1) vs. Northeastern (2), March 11, 2023

## LONGEST GAME

127:09—Wisconsin (1) vs. Harvard (0), March 10, 2007 (4 OT)  
119:50—Cornell (8) vs. Boston U. (7), March 10, 2012 (3OT)  
118:51—Minnesota (3) vs. North Dakota (2), March 16, 2013 (3OT)  
112:28—Harvard (5) vs. Mercyhurst (4), March 19, 2005 (3OT)  
109:37—Quinnipiac (3) vs. Penn St. (2), March 9, 2023 (3OT)

# TOURNAMENT FACTS

## TOURNAMENT APPEARANCES

- 20—Minnesota, 2002-03-04-05-06-08-09-10-11-12-13-14-15-16-17-18-19-20-22-23
- 17—Wisconsin, 2005-06-07-08-09-11-12-14-15-16-17-18-19-20-21-22-23
- 14—Minn. Duluth, 2001-02-03-05-06-07-08-09-10-11-17-21-22-23
- 13—Mercyhurst, 2005-06-07-08-09-10-11-12-13-14-16-18-20
- 12—Boston College, 2007-09-11-12-13-14-15-16-17-18-19-21
- 12—Harvard, 2001-03-04-05-06-07-08-10-13-14-15-22
- 11—Clarkson, 2010-13-14-15-16-17-18-19-20-22-23
- 9—St. Lawrence, 2001-04-05-06-07-08-09-12-17
- 8—Dartmouth, 2001-03-04-05-07-08-09-11
- 8—Cornell, 2010-11-12-13-14-17-19-20

## CONSECUTIVE TOURNAMENT APPEARANCES

- 13—Minnesota, 2008-20
- 10—Mercyhurst, 2005-14
- 10—Wisconsin, 2014-23
- 9—Boston College, 2011-19
- 8—Clarkson, 2013-20
- 7—Minn. Duluth, 2005-11
- 6—Harvard, 2003-08
- 6—St. Lawrence, 2004-09
- 6—Boston U., 2010-15
- 6—Northeastern, 2018-23
- 5—Wisconsin, 2005-09
- 5—New Hampshire, 2006-10
- 5—Minnesota, 2002-06
- 5—Cornell, 2010-14

## TOURNAMENT WINS

- 33—Wisconsin, 2005-23
- 27—Minnesota, 2002-23
- 20—Minn. Duluth, 2001-23
- 11—Clarkson, 2010-23
- 8—Harvard, 2001-15
- 8—Boston College, 2007-17
- 7—Ohio St., 2018-23

## NCAA CHAMPIONSHIPS

- 7—Wisconsin, 2006-07-09-11-19-21-23
- 6—Minnesota, 2004-05-12-13-15-16
- 5—Minn. Duluth, 2001-02-03-08-10
- 3—Clarkson, 2014-18
- 1—Ohio St., 2022

## TOURNAMENT RECORDS

*The following records include game, year and career marks set during the National Collegiate Women's Ice Hockey Championship, which consists of seven regional contests (starting in 2022), the two national semifinal games, the national third-place game (2001-05) and the national championship game. A regional game is indicated by (RG), a quarterfinal game is indicated by (QF), a national semifinal game by (NSF), a national third-place game by (N3d) and a national championship game by (CH). The 2020 tournament was not held due to the COVID-19 pandemic.*

## INDIVIDUAL, GAME

### GOALS

- 4—Nicole Corriero, Harvard vs. Mercyhurst, QF, March 19, 2005 (3OT)
- 4—Bobbi Ross, Minnesota vs. New Hampshire, NSF, March 24, 2006
- 3—Maria Rooth, Minn. Duluth vs. Harvard, NSF, March 23, 2001
- 3—Natalie Darwitz, Minnesota vs. Harvard, CH, March 28, 2004
- 3—Krissy Wendell, Minnesota vs. Dartmouth, NSF, March 26, 2004
- 3—Sarah Vaillancourt, Harvard vs. St. Lawrence, NSF, March 25, 2005
- 3—Rebecca Russell, St. Lawrence vs. Dartmouth, N3d, March 27, 2005
- 3—Angie Keseley, Wisconsin vs. Dartmouth, QF, March 14, 2009
- 3—Rebecca Johnston, Cornell vs. Boston U., QF, March 10, 2012 (3OT)
- 3—Kelly Terry, Minnesota vs. Boston U., QF, March 15, 2014
- 3—Amanda Kessel, Minnesota vs. Princeton, QF, March 12, 2016
- 3—Loren Gabel, Clarkson vs. Cornell, March 11, 2017
- 3—Breanne Wilson-Bennett, Colgate vs. Wisconsin, NSF, March 16, 2018
- 3—Gabbie Hughes, Minn. Duluth vs. Harvard, RG, March 10, 2022

### FASTEST GAME-OPENING GOAL

- :10—Renata Fast, Clarkson vs. Quinnipiac, QF, March 12, 2016
- :13—Natalie Darwitz, Minnesota vs. Dartmouth, NSF, March 25, 2005
- :13—Jenelle Kohanchuk, Boston U. vs. Mercyhurst, NSF, March 22, 2013
- :13—Sarah Potomak, Minnesota vs. Boston College, CH, March 20, 2016
- :22—Meghan Agosta, Mercyhurst vs. Minn. Duluth, QF, March 15, 2008

### FASTEST GOAL, START OF PERIOD

- :09—Natalie Darwitz, Minnesota vs. Harvard, CH, March 28, 2004 (third)
- :10—Whitney Graft, Minnesota vs. Princeton, QF, March 17, 2006 (third)
- :10—Rebecca Johnston, Cornell vs. Boston U., QF, March 10, 2012 (3OT) (second)
- :10—Renata Fast, Clarkson vs. Quinnipiac, QF, March 12, 2016 (first)
- :13—Natalie Darwitz, Minnesota vs. Dartmouth, NSF, March 25, 2005 (first)
- :13—Jenelle Kohanchuk, Boston U. vs. Mercyhurst, NSF, March 22, 2013 (first)
- :13—Sarah Potomak, Minnesota vs. Boston College, CH, March 20, 2016 (first)

### FASTEST CONSECUTIVE GOALS

- :16—Abby Roque, Wisconsin vs. Minnesota, QF, March 10, 2018
- 1:11—Loren Gabel, Clarkson vs. Cornell, March 11, 2017
- 1:59—Natalie Darwitz, Minnesota vs. Dartmouth, NSF, March 25, 2005
- 2:20—Cayley Mercer, Clarkson vs. Wisconsin, CH, March 19, 2017
- 2:29—Gigi Marvin, Minnesota vs. Boston College, QF, March 14, 2009

### FASTEST HAT TRICK

- 12:07—Nicole Corriero, Harvard vs. Mercyhurst, QF, March 19, 2005 (3OT)
- 16:07—Maria Rooth, Minn. Duluth vs. Harvard, NSF, March 23, 2001
- 20:08—Rebecca Johnston, Cornell vs. Boston U., QF, March 10, 2012 (3OT)
- 22:53—Krissy Wendell, Minnesota vs. Dartmouth, NSF, March 26, 2004



26:45—Sarah Vaillancourt, Harvard vs. St. Lawrence, NSF, March 25, 2005

## ASSISTS

- 4—Haley Irwin, Minn. Duluth vs. Mercyhurst, QF, March 15, 2008
- 4—Hilary Knight, Wisconsin vs. Dartmouth, QF, March 14, 2009
- 4—Jillian Saulnier, Cornell vs. Boston U., QF, March 10, 2012 (3OT)
- 4—Britta Curl, Wisconsin vs. LIU, RG, March 9, 2023
- 3—23 times, most recent: Elizabeth Giguere, Minn. Duluth vs. Harvard, RG, March 10, 2022

## POINTS

- 6—Hilary Knight, Wisconsin vs. Dartmouth, QF, March 14, 2009
- 5—Nicole Corriero, Harvard vs. Mercyhurst, QF, March 19, 2005 (3OT)
- 5—Natalie Darwitz, Minnesota vs. Dartmouth, NSF, March 25, 2005
- 5—Rebecca Russell, St. Lawrence vs. Dartmouth, N3d, March 27, 2005
- 5—Angie Keseley, Wisconsin vs. Dartmouth, QF, March 14, 2009
- 5—Rebecca Johnston, Cornell vs. Boston U., QF, March 10, 2012 (3OT)
- 5—Britta Curl, Wisconsin vs. LIU, RG, March 9, 2023

## PENALTIES

- 6—Dina McCumber, Princeton vs. Minnesota, QF, March 17, 2006
- 5—Angela Ruggiero, Harvard vs. Minn. Duluth, CH, March 23, 2003 (2OT)
- 4—Nora Tallus, Minn. Duluth vs. Harvard, CH, March 23, 2003 (2OT)
- 4—Marykate Oakley, Princeton vs. Minnesota, QF, March 17, 2006
- 4—Sam Faber, New Hampshire vs. Minn. Duluth, QF, March 14, 2009

## SAVES

- 78—Desirae Clark, Mercyhurst vs. Harvard, QF, March 19, 2005 (3OT)
- 73—Corinne Schroeder, Quinnipiac vs. Ohio St., RG, March 12, 2022 (2OT)
- 67—Brittany Martin, Harvard vs. Wisconsin, QF, March 10, 2007 (4 OT)
- 61—Amanda Mazzotta, Cornell vs. Minn. Duluth, CH, March 21, 2010 (3OT)
- 58—Kerrin Sperry, Boston U. vs. Cornell, QF, March 10, 2012 (3OT)

## SAVES, PERIOD

- 25—Abigail Levy, Boston College vs. Ohio St., QF, March 16, 2021 (second)
- 22—Riitta Schaublin, Minn. Duluth vs. St. Lawrence, QF, March 18, 2006 (first)
- 22—Logan Angers, Quinnipiac vs. Ohio St., RG, March 11, 2023 (second)
- 20—Noora Rätty, Minnesota vs. Wisconsin, CH, March 18, 2012 (third)
- 20—Corinne Schroeder, Quinnipiac vs. Ohio St., RG, March 12, 2022 (second) (2OT)

## SHUTOUTS

- Brittany Chartier, Minnesota vs. Princeton, QF, March 17, 2006
- Jessica Moffat, St. Lawrence vs. Minn. Duluth, QF, March 18, 2006
- Jessie Vetter, Wisconsin vs. St. Lawrence, NSF, March 24, 2006
- Jessie Vetter, Wisconsin vs. Minnesota, CH, March 26, 2006
- Jessie Vetter, Wisconsin vs. Harvard, QF, March 10, 2007 (4 OT)
- Jessie Vetter, Wisconsin vs. St. Lawrence, NSF, March 16, 2007
- Kim Martin, Minn. Duluth vs. Wisconsin, CH, March 22, 2008
- Jessie Vetter, Wisconsin vs. Dartmouth, QF, March 14, 2009
- Jessie Vetter, Wisconsin vs. Mercyhurst, CH, March 22, 2009
- Emerance Maschmeyer, Harvard vs. Quinnipiac, QF, March 14, 2015
- Ann-Renee Desbiens, Wisconsin vs. Mercyhurst, QF, March 12, 2016
- Shea Tiley, Clarkson vs. Quinnipiac, QF, March 12, 2016
- Katie Burt, Boston College vs. St. Lawrence, March 11, 2017
- Ann-Renee Desbiens, Wisconsin vs. Robert Morris, March 11, 2017
- Sidney Peters, Minnesota vs. Minn. Duluth, March 11, 2017
- Ann-Renee Desbiens, Wisconsin vs. Boston College, NSF, March 17, 2017
- Shea Tiley, Clarkson vs. Wisconsin, CH, March 19, 2017
- Kassidy Suave, Ohio St. vs. Boston College, QF, March 10, 2018
- Kristen Campbell, Wisconsin vs. Minnesota, QF, March 10, 2018
- Shea Tiley, Clarkson vs. Ohio St., NSF, March 16, 2018

- Kristen Campbell, Wisconsin vs. Syracuse, QF, March 16, 2019
- Alex Gulstene, Minnesota vs. Cornell, NSF, March 22, 2019
- Kristen Campbell, Wisconsin vs. Clarkson, NSF, March 22, 2019
- Kristen Campbell, Wisconsin vs. Minnesota, CH, March 24, 2019
- Emma Soderberg, Minn. Duluth vs. Colgate, QF, March 15, 2021
- Kennedy Blair, Wisconsin vs. Providence, QF, March 16, 2021
- Emma Soderberg, Minn. Duluth vs. Harvard, RG, March 10, 2022
- Corinne Schroeder, Quinnipiac vs. Syracuse, RG, March 10, 2022
- Emma Soderberg, Minn. Duluth vs. Clarkson, RG, March 9, 2023
- Skylar Vetter, Minnesota vs. Minn. Duluth, RG, March 11, 2023
- Amanda Thiele, Ohio St. vs. Northeastern, NSF, March 17, 2023
- Cami Kronish, Wisconsin vs. Ohio St., CH, March 19, 2023

## INDIVIDUAL, YEAR

### GOALS

- 5—Nicole Corriero, Harvard, 2005
- 5—Hilary Knight, Wisconsin, 2009
- 5—Amanda Kessel, Minnesota, 2016
- 5—Annie Pankowski, Wisconsin, 2019
- 4—13 times, most recent: Gabbie Hughes, Minn. Duluth, 2022

### ASSISTS

- 9—Natalie Darwitz, Minnesota, 2005
- 7—Julie Chu, Harvard, 2005
- 7—Hilary Knight, Wisconsin, 2009
- 7—Britta Curl, Wisconsin, 2023
- 6—Krissy Wendell, Minnesota, 2005
- 6—Sara Bauer, Wisconsin, 2007
- 6—Jamie Lee Rattray, Clarkson, 2014
- 6—Genevieve Bannon, Clarkson, 2017

### POINTS

- 12—Natalie Darwitz, Minnesota, 2005
- 12—Hilary Knight, Wisconsin, 2009
- 9—Krissy Wendell, Minnesota, 2005
- 8—Krissy Wendell, Minnesota, 2004
- 8—Julie Chu, Harvard, 2005
- 8—Nicole Corriero, Harvard, 2005
- 8—Angie Keseley, Wisconsin, 2009
- 8—Erika Lawler, Wisconsin, 2009
- 8—Kelly Terry, Minnesota, 2014
- 8—Britta Curl, Wisconsin, 2023

### PENALTIES

- 6—Dina McCumber, Princeton, 2006
- 5—Angela Ruggiero, Harvard, 2003
- 5—Nora Tallus, Minn. Duluth, 2003
- 5—Laurie Ross, St. Lawrence, 2005
- 5—Maddi Wheeler, Wisconsin, 2022

### SAVES

- 146—Emma Soderberg, Minn. Duluth, 2022
- 123—Amanda Mazzotta, Cornell, 2010
- 103—Julia Vandyk, Colgate, 2018
- 99—Jennifer Harss, Minn. Duluth, 2010
- 97—Jessie Vetter, Wisconsin, 2009
- 97—Noora Rätty, Minnesota, 2013



## SAVE PERCENTAGE

### (Minimum two games)

- 1.000—Kristen Campbell, Wisconsin, 2019 (0 goals allowed, 56 saves)
- .990—Jessie Vetter, Wisconsin, 2009 (1 goal allowed, 97 saves)
- .990—Jessie Vetter, Wisconsin, 2006 (1 goal allowed, 95 saves)
- .987—Jessie Vetter, Wisconsin, 2007 (1 goal allowed, 75 saves)
- .986—Kassidy Suave, Ohio St., 2018 (1 goal allowed, 71 saves)
- .983—Katie Burt, Boston College, 2017 (1 goal allowed, 59 saves)

## GOALS-AGAINST AVERAGE

### (Minimum 110 minutes and two games)

- 0.00—Kristen Campbell, Wisconsin, 2019 (0 goals allowed)
- 0.24—Jessie Vetter, Wisconsin, 2007 (1 goal allowed)
- 0.29—Jessie Vetter, Wisconsin, 2006 (1 goal allowed)
- 0.33—Jessie Vetter, Wisconsin, 2009 (1 goal allowed)
- 0.44—Kassidy Suave, Ohio St., 2018 (1 goal allowed)
- 0.50—Katie Burt, Boston College, 2017 (1 goal allowed)

## INDIVIDUAL, CAREER

### GOALS

- 11—Amanda Kessel, Minnesota, 2011-13, 16
- 10—Hilary Knight, Wisconsin, 2008-12
- 9—Jinelle Zaugg, Wisconsin, 2006-08
- 9—Annie Pankowski, Wisconsin, 2015-17, 19
- 8—Nicole Corriero, Harvard, 2003-05
- 8—Natalie Darwitz, Minnesota, 2003-05
- 8—Krissy Wendell, Minnesota, 2003-05
- 8—Hannah Brandt, Minnesota, 2013-16

### ASSISTS

- 14—Meghan Duggan, Wisconsin, 2007-11
- 12—Natalie Darwitz, Minnesota, 2003-05
- 12—Hilary Knight, Wisconsin, 2008-12
- 11—Krissy Wendell, Minnesota, 2003-05
- 10—Julie Chu, Harvard, 2003-07
- 10—Hannah Brandt, Minnesota, 2013-16
- \*10—Britta Curl, Wisconsin, 2019-23

\*Active player

### POINTS

- 22—Hilary Knight, Wisconsin, 2008-12 (10 goals, 12 assists)
- 20—Natalie Darwitz, Minnesota, 2003-05 (8 goals, 12 assists)
- 19—Meghan Duggan, Wisconsin, 2007-11 (5 goals, 14 assists)
- 19—Krissy Wendell, Minnesota, 2003-05 (8 goals, 11 assists)
- 19—Amanda Kessel, Minnesota, 2011-13, 16 (11 goals, 8 assists)

### SAVES

- 341—Jessie Vetter, Wisconsin, 2006-09
- 269—Noora Raty, Minnesota, 2010-13
- 255—Shea Tiley, Clarkson, 2015-18
- 249—Amanda Leveille, Minnesota, 2014-16
- 223—Katie Burt, Boston College, 2015-18
- 220—Emma Soderberg, Minn. Duluth, 2019-22

## SAVE PERCENTAGE

### (Minimum four games, 200 minutes and two years)

- .974—Jessie Vetter, Wisconsin, 2006-09 (9 goals allowed, 341 saves)
- .965—Emma Soderberg, Minn. Duluth, 2019-22 (8 goals allowed, 220 saves)
- .951—Shea Tiley, Clarkson, 2015-18 (13 goals allowed, 255 saves)

- .949—Katie Burt, Boston College, 2015-18 (12 goals allowed, 223 saves)
- .947—Jessica Moffatt, St. Lawrence, 2005-06 (7 goals allowed, 126 saves)
- .947—Ann-Renee Desbiens, Wisconsin, 2015-17 (9 goals allowed, 161 saves)

## GOALS-AGAINST AVERAGE

### (Minimum four games, 200 minutes and two years)

- 0.66—Jessie Vetter, Wisconsin, 2006-09 (9 goals allowed)
- 1.26—Ann-Renee Desbiens, Wisconsin, 2015-17 (9 goals allowed)
- 1.34—Shea Tiley, Clarkson, 2015-18 (13 goals allowed)
- 1.34—Emma Soderberg, Minn. Duluth, 2019-22 (8 goals allowed)
- 1.51—Katie Burt, Boston College, 2015-18 (12 goals allowed)
- \*1.58—Amanda Thiele, Ohio St., 2021-23 (9 goals allowed)
- 1.59—Kennedy Blair, Wisconsin, 2021-22 (8 goals allowed)

\*Active player

## GOALIE VICTORIES

- 11—Jessie Vetter, Wisconsin, 2006-09 (1 loss)
- 8—Amanda Leveille, Minnesota, 2014-16 (1 loss)
- 7—Noora Raty, Minnesota, 2010-13 (2 losses)
- 7—Shea Tiley, Clarkson, 2015-18 (2 losses)
- 5—Jody Horak, Minnesota, 2002-05 (2 losses)
- 5—Alex Rigsby, Wisconsin, 2011-12 (1 loss)
- 5—Amanda Leveille, Minnesota, 2014-15 (1 loss)
- \*5—Amanda Thiele, Ohio St., 2021-23 (1 loss)

\*Active player

## GOALIE WINNING PERCENTAGE

### (Minimum 4 decisions)

- 1.000—Patricia Sautter, Minn. Duluth, 2002-03 (4-0)
- .917—Jessie Vetter, Wisconsin, 2006-09 (11-1)
- .889—Amanda Leveille, Minnesota, 2014-16 (8-1)
- .833—Alex Rigsby, Wisconsin, 2011-12 (5-1)
- \*.833—Amanda Thiele, Ohio St., 2021-23 (5-1)
- .800—Kennedy Blair, Wisconsin, 2021-22 (4-1)

\*Active player

## TEAM, GAME

### GOALS

- 9—Wisconsin vs. LIU (1), RG, March 9, 2023
- 8—Cornell vs. Boston U. (7), QF, March 10, 2012 (3OT)
- 7—Minnesota vs. Dartmouth (2), NSF, March 25, 2005
- 7—Wisconsin vs. Dartmouth (0), QF, March 14, 2009
- 7—Cornell vs. Dartmouth (1), QF, March 12, 2011
- 7—Boston U. vs. Cornell (8), QF, March 10, 2012 (3OT)
- 7—Wisconsin vs. Robert Morris (0), QF, March 11, 2017

## GOALS, BOTH TEAMS

- 15—Cornell (8) vs. Boston U. (7), QF, March 10, 2012 (3OT)
- 10—Wisconsin (9) vs. LIU (1), RG, March 9, 2023
- 9—Minn. Duluth (6) vs. Harvard (3), NSF, March 23, 2001
- 9—Harvard (5) vs. Mercyhurst (4), QF, March 19, 2005 (3OT)
- 9—Minnesota (7) vs. Dartmouth (2), NSF, March 25, 2005
- 9—Minnesota (5) vs. New Hampshire (4), NSF, March 24, 2006
- 9—Minn. Duluth (5) vs. Mercyhurst (4), QF, March 15, 2008
- 9—Mercyhurst (5) vs. Minnesota (4), NSF, March 20, 2009
- 9—Boston College (6) vs. St. Lawrence (3), QF, March 10, 2012
- 9—Minnesota (6) vs. Boston U. (3), CH, March 24, 2013

## GOALS, PERIOD

- 5—Minn. Duluth vs. Harvard, NSF, March 23, 2001 (third)
- 5—Minnesota vs. Dartmouth, NSF, March 25, 2005 (first)
- 4—Minnesota vs. Dartmouth, NSF, March 26, 2004 (third)
- 4—Minnesota vs. Harvard, CH, March 28, 2004 (third)
- 4—Minn. Duluth vs. New Hampshire, QF, March 14, 2009 (third)
- 4—Minnesota vs. Boston College, QF, March 14, 2009 (first)
- 4—Cornell vs. Harvard, QF, March 12, 2010 (second)
- 4—Boston College vs. Minnesota, QF, March 12, 2011 (first)
- 4—Cornell vs. Boston U., QF, March 10, 2012 (3OT) (second)
- 4—Boston College vs. St. Lawrence, March 11, 2017 (second)
- 4—Wisconsin vs. Robert Morris, March 11, 2017 (second)
- 4—Wisconsin vs. Clarkson, NSF, March 22, 2019 (third)

## GOALS, PERIOD, BOTH TEAMS

- 7—Minn. Duluth (5) vs. Harvard (2), NSF, March 23, 2001 (third)
- 7—Minnesota (5) vs. Dartmouth (2), NSF, March 25, 2005 (first)
- 5—Minn. Duluth (3) vs. Dartmouth (2), NSF, March 21, 2003 (second)
- 5—Wisconsin (3) vs. Dartmouth (2), QF, March 19, 2005 (first)
- 5—Minn. Duluth (3) vs. Mercyhurst (2), QF, March 15, 2008 (third)
- 5—Minn. Duluth (4) vs. New Hampshire (1), QF, March 14, 2009 (third)
- 5—Minnesota (4) vs. Boston College (1), QF, March 14, 2009 (first)
- 5—Cornell (4) vs. Harvard (1), QF, March 13, 2010 (second)
- 5—Cornell (4) vs. Boston U. (1), QF, March 10, 2012 (3OT) (second)
- 5—Boston U. (3) vs. Cornell (2), QF, March 10, 2012 (3OT) (third)
- 5—St. Lawrence (3) vs. Boston College (2), QF, March 10, 2012 (second)
- 5—Minnesota (3) vs. Wisconsin (2), CH, March 18, 2012 (first)

## GOALS, LOSING TEAM

- 7—Boston U. vs. Cornell (8), QF, March 10, 2012 (3OT)
- 4—Mercyhurst vs. Harvard (5), QF, March 19, 2005 (3OT)
- 4—New Hampshire vs. Minnesota (5), NSF, March 24, 2006
- 4—Mercyhurst vs. Minn. Duluth (5), QF, March 15, 2008
- 4—Minnesota vs. Mercyhurst (5), NSF, March 20, 2009

## FEWEST GOALS

- 0—Princeton vs. Minnesota (4), QF, March 17, 2006
- 0—Minn. Duluth vs. St. Lawrence (1), QF, March 18, 2006
- 0—St. Lawrence vs. Wisconsin (1), NSF, March 24, 2006
- 0—Minnesota vs. Wisconsin (3), CH, March 26, 2006
- 0—Harvard vs. Wisconsin (1), QF, March 10, 2007 (4 OT)
- 0—St. Lawrence vs. Wisconsin (4), NSF, March 16, 2007
- 0—Wisconsin vs. Minn. Duluth (4), CH, March 22, 2008
- 0—Dartmouth vs. Wisconsin (7), QF, March 14, 2009
- 0—Mercyhurst vs. Wisconsin (5), CH, March 22, 2009
- 0—Mercyhurst vs. Wisconsin (6), QF, March 12, 2016
- 0—Quinnipiac vs. Clarkson (1), QF, March 12, 2016
- 0—Robert Morris vs. Wisconsin (7), March 11, 2017
- 0—St. Lawrence vs. Boston College (6), March 11, 2017
- 0—Minn. Duluth vs. Minnesota (1), March 11, 2017
- 0—Boston College vs. Wisconsin (1), NSF, March 17, 2017
- 0—Wisconsin vs. Clarkson (3), CH, March 19, 2017
- 0—Boston College vs. Ohio St. (2), QF, March 10, 2018
- 0—Minnesota vs. Wisconsin (4), QF, March 10, 2018
- 0—Ohio St. vs. Clarkson (1), NSF, March 16, 2018
- 0—Syracuse vs. Wisconsin (4), QF, March 16, 2019
- 0—Cornell vs. Minnesota (2), NSF, March 22, 2019
- 0—Clarkson vs. Wisconsin (5), NSF, March 22, 2019
- 0—Minnesota vs. Wisconsin (2), CH, March 24, 2019
- 0—Colgate vs. Minn. Duluth (1), QF, March 15, 2021
- 0—Providence vs. Wisconsin (3), QF, March 16, 2021

- 0—Syracuse vs. Quinnipiac (4), RG, March 10, 2022
- 0—Harvard vs. Minn. Duluth (4), RG, March 10, 2022
- 0—Clarkson vs. Minn. Duluth (2), RG, March 9, 2023
- 0—Minn. Duluth vs. Minnesota (3), RG, March 11, 2023
- 0—Northeastern vs. Ohio St. (3), NSF, March 17, 2023
- 0—Ohio St. vs. Wisconsin (1), CH, March 19, 2023

## FEWEST GOALS, BOTH TEAMS

- 1—St. Lawrence (1) vs. Minn. Duluth (0), QF, March 18, 2006
- 1—Wisconsin (1) vs. St. Lawrence (0), NSF, March 24, 2006
- 1—Wisconsin (1) vs. Harvard (0), QF, March 10, 2007 (4 OT)
- 1—Clarkson (1) vs. Quinnipiac (0), QF, March 12, 2016
- 1—Wisconsin (1) vs. Boston College (0), NSF, March 17, 2017
- 1—Clarkson (1) vs. Ohio St. (0), NSF, March 16, 2018
- 1—Minn. Duluth (1) vs. Colgate (0), QF, March 15, 2021
- 1—Wisconsin (1) vs. Ohio St. (0), CH, March 19, 2023

## FASTEST CONSECUTIVE GOALS

- :18—Wisconsin (Abby Roque) vs. Minnesota, QF, March 10, 2018
- :20—St. Lawrence (Karell Emard and Michelle Ng) vs. Boston College, QF, March 10, 2012
- :23—Harvard (Julie Chu and Lauren McAuliffe) vs. Minnesota, NSF, March 21, 2003
- :23—Harvard (Jennifer Botterill and Lauren McAuliffe) vs. Minn. Duluth, CH, March 23, 2003 (2OT)
- :25—Wisconsin (Annie Pankowski and Presley Norby) vs. Clarkson, NSF, March 22, 2019

## FASTEST CONSECUTIVE GOALS BY OPPOSING TEAMS

- :10—Minn. Duluth (Emmanuelle Blais), then Wisconsin (Jasmine Giles), CH, March 18, 2007
- :10—Boston U. (Tara Watchorn), then Mercyhurst (Bailey Bram), QF, March 13, 2010
- :12—Boston U. (Louise Warren), then Clarkson (Christine Lambert), QF, March 16, 2013
- :12—Clarkson (Loren Gabel), then Cornell (Lenka Serdar), March 11, 2017
- :16—Minnesota (Hannah Brandt), then Boston U. (Sarah Lefort), CH, March 24, 2013

## WINNING MARGIN

- 8—Wisconsin (9) vs. LIU (1), RG, March 9, 2023
- 7—Wisconsin (7) vs. Dartmouth (0), QF, March 14, 2009
- 7—Wisconsin (7) vs. Robert Morris (0), QF, March 11, 2017
- 6—Cornell (7) vs. Dartmouth (1), QF, March 12, 2011
- 6—Wisconsin (6) vs. Mercyhurst (0), QF, March 12, 2016
- 6—Boston College vs. St. Lawrence (0), March 11, 2017

## LARGEST MARGIN OVERCOME TO WIN

- 3—Cornell vs. Boston U., QF, March 10, 2012 [trailed 3-0, won 8-7 (3OT)]
- 2—Harvard vs. Mercyhurst, QF, March 19, 2005 [trailed 2-0, won 5-4 (3OT)]
- 2—Boston College vs. St. Lawrence, QF, March 10, 2012 [trailed 3-1, won 6-3]
- 2—Boston College vs. Clarkson, NSF, March 18, 2016 [trailed 2-0, won 3-2 (OT)]
- 2—Northeastern vs. Minn. Duluth, NSF, March 19, 2021 [trailed 2-0, won 3-2 (OT)]

## ASSISTS

- 17—Wisconsin vs. LIU, RG, March 9, 2023 (9 goals)
- 13—Boston U. vs. Cornell, QF, March 10, 2012 (3OT) (7 goals)
- 12—Minnesota vs. Princeton, QF, March 12, 2016 (6 goals)
- 12—Wisconsin vs. Mercyhurst, QF, March 12, 2016 (6 goals)
- 11—Wisconsin vs. Dartmouth, QF, March 14, 2009 (7 goals)
- 11—Cornell vs. Dartmouth, QF, March 12, 2011 (7 goals)

11—Cornell vs. Boston U., QF, March 10, 2012 (3OT) (8 goals)

## **ASSISTS, BOTH TEAMS**

24—Boston U. (13) vs. Cornell (11), QF, March 10, 2012 (3OT) (15 goals)

18—Wisconsin (17) vs. LIU (1), RG, March 9, 2023 (10 goals)

16—Minnesota (10) vs. Boston U. (6), CH, March 24, 2013 (9 goals)

16—Minnesota (12) vs. Princeton (4), QF, March 12, 2016 (8 goals)

14—Minn. Duluth (8) vs. Mercyhurst (6), QF, March 15, 2008 (9 goals)

## **FEWEST ASSISTS (EXCLUDING SHUTOUTS)**

0—St. Lawrence vs. Minn. Duluth, QF, March 18, 2006 (1 goal)

0—Dartmouth vs. Harvard, QF, March 15, 2008 (1 goal)

0—Boston College vs. Wisconsin, NSF, March 18, 2011 (2 goals)

0—Boston U. vs. Wisconsin, CH, March 20, 2011 (1 goal)

0—Clarkson vs. Quinnipiac, QF, March 12, 2016 (1 goal)

0—Minn. Duluth vs. Colgate, QF, March 15, 2021 (OT) (1 goal)

## **FEWEST ASSISTS, BOTH TEAMS**

0—St. Lawrence (0) vs. Minn. Duluth (0), QF, March 18, 2006 (1 goal)

0—Wisconsin (0) vs. St. Lawrence (0), NSF, March 24, 2006 (1 goal)

0—Clarkson (0) vs. Quinnipiac (0), QF, March 12, 2016 (1 goal)

0—Minn. Duluth (0) vs. Colgate (0), QF, March 15, 2021 (OT) (1 goal)

1—Wisconsin (1) vs. Ohio St. (0), CH, March 19, 2023 (1 goal)

## **POINTS**

26—Wisconsin (9 goals, 17 assists) vs. LIU, RG, March 9, 2023

20—Boston U. (7 goals, 13 assists) vs. Cornell, QF, March 10, 2012 (3OT)

19—Cornell (8 goals, 11 assists) vs. Boston U., QF, March 10, 2012 (3OT)

18—Wisconsin (7 goals, 11 assists) vs. Dartmouth, QF, March 14, 2009

18—Cornell (7 goals, 11 assists) vs. Dartmouth, QF, March 12, 2011

18—Minnesota (6 goals, 12 assists) vs. Princeton, QF, March 12, 2016

18—Wisconsin (6 goals, 12 assists) vs. Mercyhurst, QF, March 12, 2016

## **POINTS, BOTH TEAMS**

39—Boston U. (7 goals, 13 assists) vs. Cornell (8 goals, 11 assists), QF, March 10, 2012 (3OT)

28—Wisconsin (9 goals, 17 assists) vs. LIU (1 goal, 1 assist), RG, March 9, 2023

25—Minnesota (6 goals, 10 assists) vs. Boston U. (3 goals, 6 assists), CH, March 24, 2013

24—Minnesota (6 goals, 12 assists) vs. Princeton (2 goals, 4 assists), QF, March 12, 2016

23—Minn. Duluth (5 Goals, 8 Assists) vs. Mercyhurst (4 goals, 6 assists), QF, March 15, 2008

## **SHOTS ON GOAL**

83—Harvard vs. Mercyhurst, QF, March 19, 2005 (3OT) (5 goals)

77—Ohio St. vs. Quinnipiac, RG, March 12, 2022 (2OT) (4 goals)

68—Wisconsin vs. Harvard, QF, March 10, 2007 (4 OT) (1 goal)

66—Cornell vs. Boston U., QF, March 10, 2012 (3OT) (8 goals)

64—Minn. Duluth vs. Cornell, CH, March 21, 2010 (3OT) (3 goals)

## **SHOTS ON GOAL, BOTH TEAMS**

143—Harvard (83) vs. Mercyhurst (60), QF, March 19, 2005 (3OT) (9 goals)

115—Minn. Duluth (64) vs. Cornell (51), CH, March 21, 2010 (3OT) (5 goals)

113—Cornell (66) vs. Boston U. (47), QF, March 10, 2012 (3OT) (15 goals)

112—Minnesota (60) vs. North Dakota (52), QF, March 16, 2013 (3OT) (5 goals)

110—Quinnipiac (58) vs. Penn St. (52), RG, March 9, 2023 (3OT) (5 goals)

## **SHOTS ON GOAL, REGULATION PERIOD**

27—Ohio St. vs. Boston College, QF, March 16, 2021 (second)

25—Wisconsin vs. Robert Morris, QF, March 11, 2017 (second)

24—Ohio St. vs. Quinnipiac, RG, March 11, 2023 (second)

22—St. Lawrence vs. Minn. Duluth, QF, March 18, 2006 (OT) (first)

22—Minnesota vs. Rochester Inst., QF, March 14, 2015 (first)

## **SHOTS ON GOAL, REGULATION PERIOD, BOTH TEAMS**

33—Wisconsin (20) vs. Mercyhurst (13), QF, March 10, 2012 (third)

32—Mercyhurst (17) vs. Harvard (15), QF, March 19, 2005 (3OT) (first)

32—Minnesota (22) vs. Rochester Inst. (10), QF, March 14, 2015 (first)

32—Minnesota (22) vs. Rochester Inst. (10), QF, March 14, 2015 (first)

32—Boston College (23) vs. Ohio St. (9), QF, March 10, 2018 (third)

## **FEWEST SHOTS ON GOAL**

10—Dartmouth vs. Minnesota, NSF, March 25, 2005

12—Providence vs. Wisconsin, QF, March 16, 2021

13—St. Lawrence vs. Mercyhurst, QF, March 14, 2009

13—Boston College vs. Ohio St., QF, March 16, 2021

14—Quinnipiac vs. Clarkson, QF, March 12, 2016

14—Clarkson vs. Wisconsin, NSF, March 22, 2019

## **FEWEST SHOTS ON GOAL, BOTH TEAMS**

34—Dartmouth (10) vs. Minnesota (24), NSF, March 25, 2005 (9 goals)

42—Wisconsin (24) vs. Minn. Duluth (18), CH, March 18, 2007 (5 goals)

42—Cornell (15) vs. Minnesota (27), NSF, March 22, 2019 (2 goals)

43—Harvard (23) vs. Quinnipiac (20), QF, March 14, 2015 (5 goals)

43—Quinnipiac (14) vs. Clarkson (29), QF, March 12, 2016 (1 goal)

43—Minn. Duluth (27) vs. Clarkson (16), RG, March 9, 2023 (2 goals)

## **FEWEST SHOTS ON GOAL, REGULATION PERIOD**

0—Dartmouth vs. Minnesota, NSF, March 25, 2005 (third)

0—Minn. Duluth vs. New Hampshire, NSF, March 20, 2008 (second)

0—Providence vs. Wisconsin, QF, March 16, 2021 (first)

1—St. Lawrence vs. Dartmouth, NSF, March 23, 2001 (third)

2—St. Lawrence vs. Minn. Duluth, CH, March 25, 2001 (second)

2—Dartmouth vs. Minnesota, NSF, March 26, 2004 (third)

2—St. Lawrence vs. New Hampshire, QF, March 10, 2007 (third)

2—Boston U. vs. Mercyhurst, QF, March 13, 2010 (first)

2—Cornell vs. Boston U., NSF, March 18, 2011 (second)

2—Quinnipiac vs. Clarkson, QF, March 12, 2016 (first)

2—Robert Morris vs. Wisconsin, March 11, 2017 (second)

2—LIU vs. Wisconsin, March 9, 2023 (first)

2—LIU vs. Wisconsin, March 9, 2023 (second)

## **FEWEST SHOTS ON GOAL, REGULATION PERIOD, BOTH TEAMS**

6—Dartmouth (3) vs. Minnesota (3), NSF, March 25, 2005 (second)

8—Wisconsin (4) vs. Minn. Duluth (4), CH, March 18, 2007 (third)

9—Minnesota (9) vs. Dartmouth (0), NSF, March 25, 2005 (second)

9—Harvard (5) vs. Minnesota (4), CH, March 27, 2005 (third)

9—Clarkson (3) vs. Wisconsin (6), March 19, 2017 (first)

9—Clarkson (3) vs. Mercyhurst (6), March 10, 2018 (third)

## **PENALTIES**

15—Princeton vs. Minnesota, QF, March 17, 2006

13—Minnesota vs. Princeton, QF, March 17, 2006

12—Mercyhurst vs. Harvard, QF, March 19, 2005 (3OT)

12—Harvard vs. St. Lawrence, NSF, March 25, 2005

11—Minn. Duluth vs. Wisconsin, CH, March 22, 2008

## **PENALTIES, BOTH TEAMS**

28—Princeton (15) vs. Minnesota (13), QF, March 17, 2006

22—Harvard (12) vs. St. Lawrence (10), NSF, March 25, 2005  
19—Mercyhurst (12) vs. Harvard (7), QF, March 19, 2005 (3OT)  
18—Minn. Duluth (11) vs. Wisconsin (7), CH, March 22, 2008  
18—Boston U. (10) vs. Cornell (8), QF, March 10, 2012 (3OT)

## FEWEST PENALTIES

0—Clarkson vs. Minnesota, NSF, March 17, 2017  
0—Princeton vs. Minnesota, QF, March 16, 2019  
0—Colgate vs. Minn. Duluth, QF, March 15, 2021  
0—Harvard vs. Minn. Duluth, RG, March 10, 2022  
0—Northeastern vs. Minn. Duluth, SF, March 18, 2022  
0—Ohio St. vs. Minn. Duluth, CH, March 20, 2022  
0—Minnesota vs. Minn. Duluth, RG, March 11, 2023  
1—34 times.

## FEWEST PENALTIES, BOTH TEAMS

1—Minnesota (1) vs. Clarkson (0), NSF, March 17, 2017  
1—Princeton (0) vs. Minnesota (1), QF, March 16, 2019  
1—Colgate (0) vs. Minn. Duluth (1), QF, March 15, 2021  
1—Harvard (0) vs. Minn. Duluth (1), RG, March 10, 2022  
1—Northeastern (0) vs. Minn. Duluth (1), SF, March 18, 2022  
1—Ohio St. (0) vs. Minn. Duluth (1), CH, March 20, 2022  
1—Minn. Duluth (1) vs. Minnesota (0), RG, March 11, 2023

## LONGEST GAME

127:09—Wisconsin (1) vs. Harvard (0), QF, March 10, 2007 (4 OT)  
119:50—Cornell (8) vs. Boston U. (7), QF, March 10, 2012 (3OT)  
119:26—Minn. Duluth (3) vs. Cornell (2), CH, March 21, 2010 (3OT)  
118:51—Minnesota (3) vs. North Dakota (2), QF, March 16, 2013 (3OT)  
112:28—Harvard (5) vs. Mercyhurst (3), QF, March 19, 2005 (3OT)

## TEAM, YEAR

### GOALS

17—Minnesota, 2005 (3 games)  
17—Wisconsin, 2009 (3)  
17—Wisconsin, 2023 (4)  
14—Minnesota, 2014 (3)  
13—Clarkson, 2014 (3)  
13—Minnesota, 2015 (3)

### FEWEST GOALS (MINIMUM TWO GAMES)

1—St. Lawrence, 2006 (2 games)  
2—Dartmouth, 2004 (2)  
2—Ohio St., 2018 (2)  
2—Clarkson, 2019 (2)  
2—Minn. Duluth, 2023 (2)  
3—Dartmouth, 2001 (2)  
3—Minnesota, 2002 (2)  
3—Minnesota, 2003 (2)  
3—St. Lawrence, 2004 (2)  
3—Clarkson, 2016 (2)  
3—Cornell, 2019 (2)  
3—Minn. Duluth, 2021 (2)  
3—Yale, 2022 (2)

### FEWEST GOALS ALLOWED

*(Minimum two games)*

0—Wisconsin, 2019 (3 games)  
1—Wisconsin, 2006 (3)  
1—St. Lawrence, 2006 (2)

1—Wisconsin, 2007 (3)  
1—Wisconsin, 2009 (3)  
1—Boston College, 2017 (2)  
1—Ohio St., 2018 (2)

## ASSISTS

27—Wisconsin, 2009 (3 games)  
27—Wisconsin, 2023 (4)  
26—Minnesota, 2005 (3)  
22—Harvard, 2005 (3)  
22—Minnesota, 2015 (3)

## POINTS

44—Wisconsin, 2009 (3 games)  
44—Wisconsin, 2023 (4)  
43—Minnesota, 2005 (3)  
35—Minnesota, 2005 (3)  
34—Harvard, 2005 (3)

## SHOTS ON GOAL

154—Ohio St., 2022 (3 games)  
154—Wisconsin, 2023 (4)  
149—Harvard, 2005 (3)  
128—Minnesota, 2013 (3)  
128—Ohio St., 2023 (3)

### FEWEST SHOTS ON GOAL

*(Minimum two games)*

41—Cornell, 2011 (2 games)  
43—Cornell, 2019 (2)  
43—St. Lawrence, 2007 (2)  
44—Clarkson, 2019 (2)  
45—Northeastern, 2023 (2)

## PENALTIES

25—Minn. Duluth, 2008 (3 games)  
23—Minnesota, 2006 (3)  
22—Harvard, 2005 (3)  
20—St. Lawrence, 2005 (3)  
19—Wisconsin, 2009 (3)

### FEWEST PENALTIES

*(Minimum two games)*

1—Minn. Duluth, 2023 (2 games)  
2—Minnesota, 2017  
2—Clarkson, 2019 (2)  
2—Minnesota, 2023 (2)  
3—Clarkson, 2017 (3)  
3—Northeastern, 2023 (2)



# TOURNAMENT HISTORY

## TOURNAMENT WON-LOST-TIED RECORDS

### (27 Teams)

(Note: Third-place game discontinued after 2005. Since then, both semifinal losers are awarded third place. Selections for the 2020 tournament were held, but prior to competition taking place, the tournament was canceled due to the COVID-19 pandemic.)

Team (Years Participated)	Tournament Record					Tournament Finish			
	Years	Won	Lost	Tied	Pct.	1st	2nd	3rd	4th
Boston College (2007-09-11-12-13-14-15-16-17-18-19-21)	12	8	12	0	.400	0	1	6	0
Boston U. (2010-11-12-13-14-15)	6	4	6	0	.400	0	2	0	0
Brown (2002)	1	1	1	0	.500	0	1	0	0
Clarkson (2010-13-14-15-16-17-18-19-20-22-23)	11	11	7	0	.611	3	0	2	0
Colgate (2018-21-22-23)	4	2	4	0	.333	0	1	0	0
Cornell (2010-11-12-13-14-17-19-20)	8	5	7	0	.417	0	1	3	0
Dartmouth (2001-03-04-05-07-08-09-11)	8	2	11	0	.154	0	0	1	3
Harvard (2001-03-04-05-06-07-08-10-13-14-15-22)	12	8	12	0	.400	0	4	2	0
LIU (2023)	1	0	1	0	.000	0	0	0	0
Mercyhurst (2005-06-07-08-09-10-11-12-13-14-16-18-20)	13	5	12	0	.294	0	1	3	0
Minnesota (2002-03-04-05-06-08-09-10-11-12-13-14-15-16-17-18-19-20-22-23)	20	27	14	1	.655	6	3	5	1
Minn. Duluth (2001-02-03-05-06-07-08-09-10-11-17-21-22-23)	14	20	9	0	.670	5	2	1	0
New Hampshire (2006-07-08-09-10)	5	2	5	0	.286	0	0	2	0
Niagara (2002)	1	0	1	1	.250	0	0	1	0
North Dakota (2012-13)	2	0	2	0	.000	0	0	0	0
Northeastern (2016-18-19-20-21-22-23)	7	4	6	0	.400	0	1	2	0
Ohio St. (2018-20-21-22-23)	5	7	3	0	.700	1	1	2	0
Penn St. (2023)	1	0	1	0	.000	0	0	0	0
Princeton (2006-19-20)	3	0	2	0	.000	0	0	0	0
Providence (2005-21)	2	0	2	0	.000	0	0	0	0
Quinnipiac (2015-16-22-23)	4	2	4	0	.333	0	0	0	0
Robert Morris (2017-21)	2	0	2	0	.000	0	0	0	0
RIT (2015)	1	0	1	0	.000	0	0	0	0
St. Lawrence (2001-04-05-06-07-08-09-12-17)	9	6	9	0	.400	0	1	4	0
Syracuse (2019-22)	2	0	2	0	.000	0	0	0	0
Wisconsin (2005-06-07-08-09-11-12-14-15-16-17-18-19-20-21-22-23)	17	33	9	0	.786	7	4	3	0
Yale (2022-23)	2	1	2	0	.333	0	0	1	0

## TOURNAMENT HIGHLIGHTS

- 2001** A Women's Frozen Four is held for the first time as Minn. Duluth defeats St. Lawrence, 4-2, in Minneapolis to take home the first crown.
- 2002** Minn. Duluth wins its second straight Women's Frozen Four, 3-2, over Brown.
- 2003** Minn. Duluth wins the Women's Frozen Four, its third consecutive, in front of a record crowd of 5,167, in its home arena.
- 2004** Minnesota outscores its two opponents, 11-3, to dominate the Women's Frozen Four in Providence, R.I. The Golden Gophers beat Harvard, 6-2, in the championship game.
- 2005** The field expands to eight teams with Mercyhurst, Providence and Wisconsin all making their first appearances. Minnesota wins its second straight title.
- 2006** Wisconsin claims its first Women's Frozen Four title in Minneapolis after defeating Minnesota, the two-time defending national champion. The Badgers become the first team in tournament history other than the Golden Gophers or Minn. Duluth to win the championship.
- 2007** The Frozen Four is held in historic Lake Placid, N.Y., where the 1980 Olympic Games took place. Wisconsin successfully defends its title, defeating Minn. Duluth, 4-1, in the championship game.
- 2008** Minn. Duluth captures its fourth national championship with a 4-0 shutout of Wisconsin in the final to avenge a loss to the Badgers in the 2007 championship game.
- 2009** Wisconsin rides the most prolific offense in the history of the NCAA women's ice hockey tournament to its third NCAA title, shutting out Mercyhurst, 5-0, in the championship. Mercyhurst becomes the first No. 3 seed to reach the title contest.



- 2010** Minn. Duluth outlasts tournament newcomer Cornell in the longest championship game in NCAA tournament history, capturing its fifth national title with a 3-2 triple-overtime victory. Cornell is the first team to reach the title game in its initial NCAA tournament appearance since Brown in 2002.
- 2011** After missing the tournament in 2010, Wisconsin rebounds to win its second national championship in three years, defeating Boston U. in the title game. It was the fourth championship overall for the Badgers.
- 2012** Minnesota won its third championship and first since 2005, defeating defending champion and top-seeded Wisconsin in the final, 4-2. It was the first time in tournament history that the top seed had lost in the championship game. Wisconsin's Hilary Knight became the tournament's all-time leader in goals and points scored. Cornell's 8-7 triple-overtime win over Boston U. in the quarterfinals was the highest-scoring game in tournament history.
- 2013** Minnesota completed the first undefeated season in NCAA history at 41-0 with a 6-3 victory against Boston U. in the championship game in its home rink.
- 2014** Clarkson becomes the first team from the East, and just fourth different team overall, to win the NCAA title, with a 5-4 win against Minnesota at Quinnipiac.
- 2015** Minnesota wins its record-tying fifth title on its home ice in front of a sellout crowd, 4-1 against Harvard.
- 2016** Minnesota defended its NCAA crown and won for a record-setting sixth time in part thanks to the return of USA Olympian Amanda Kessel.
- 2017** The tournament featured shut outs in five of the seven tournament games, including the national championship game, which saw Clarkson wins its second NCAA title, 3-0 against Wisconsin in St. Charles, Mo.
- 2018** Clarkson needed overtime in all three of its tournament contests, including a 2-1 win over Colgate, to win the NCAA title.
- 2019** Wisconsin became the first team in tournament history to shut out all three of its opponents en route to the NCAA title.
- 2020** *Selections for the tournament were held, but prior to competition taking place, the tournament was canceled due to the COVID-19 pandemic.*
- 2021** Mark Johnson won a tournament record sixth championship with Wisconsin, who tied Minnesota for most NCAA titles.
- 2022** Nadine Muzerall, in only her sixth season, won a program first NCAA title with Ohio St.
- 2023** Unseeded Wisconsin captured a tournament record seventh championship, going 4-0 in the tournament.

## ENTERING THE NCAA TOURNAMENT, THESE TEAMS...

### ...HAD THE MOST WINS

Year	Team (Coach)	Record	Tournament Result
2013	Minnesota (Brad Frost)	38-0-0	3-0, CHAMPION
2016	Boston College (Katie Crowley)	38-0-0	2-1, Second Place
2014	Minnesota (Brad Frost)	36-1-1	2-1, Second Place
2011	Wisconsin (Mark Johnson)	34-2-2	3-0, CHAMPION
2016	Wisconsin (Mark Johnson)	34-3-1	1-1, Third Place (Tied)
2007	Wisconsin (Mark Johnson)	33-1-4	3-0, CHAMPION
2023	Northeastern (Dave Flint)	33-2-1	1-1, Third Place (Tied)
2005	Minnesota (Laura Halldorson)	33-2-2	3-0, CHAMPION
2015	Boston College (Katie King-Crowley)	33-2-2	1-1, Third Place (Tied)
2006	Wisconsin (Mark Johnson)	33-4-1	3-0, CHAMPION
2018	Clarkson (Matt Desrosiers)	33-4-1	3-0, CHAMPION

### ...HAD THE HIGHEST WINNING PERCENTAGES

Year	Team (Coach)	Record	Pct.*	Tournament Result
2013	Minnesota (Brad Frost)	38-0	1.000	3-0, CHAMPION
2016	Boston College (Katie King-Crowley)	38-0	1.000	2-1, Second Place
2008	Harvard (Katey Stone)	31-1	.969	1-1, Third Place (Tied)
2014	Minnesota (Brad Frost)	36-1-1	.961	2-1, Second Place
2021	Northeastern (Dave Flint)	20-1-1	.932	2-1 Second Place
2023	Northeastern (Dave Flint)	33-2-1	.931	1-1, Third Place (Tied)
2007	Mercyhurst (Michael Sisti)	32-1-3	.930	0-1
2006	New Hampshire (Brian McCloskey)	32-2-1	.929	1-1, Third Place (Tied)
2011	Cornell (Doug Derraugh)	30-2-1	.924	1-1, Third Place (Tied)
2007	Wisconsin (Mark Johnson)	33-1-4	.921	3-0, CHAMPION
2011	Wisconsin (Mark Johnson)	34-2-2	.921	3-0, CHAMPION

\*Ties computed as half won, half lost.

## ...HAD THE MOST LOSSES

Year	Team (Coach)	Record	Tournament Result
2019	Syracuse (Paul Flanagan)	13-21-3	0-1, First Round
2015	Rochester Inst. (Scott McDonald)	15-18-5	0-1, First Round
2018	Northeastern (Dave Flint)	19-16-3	0-1, First Round
2018	Mercyhurst (Michael Sisti)	18-14-4	0-1, First Round
2012	Boston U. (Brian Durocher)	23-13-1	0-1, First Round
2023	LIU (Kelly Nash)	20-13-3	0-1, First Round
2006	Harvard (Katey Stone)	18-12-4	0-1, First Round
2014	Boston U. (Brian Durocher)	23-12-1	0-1, First Round
2010	Clarkson (Matt & Shannon Desrosiers)	23-11-5	0-1, First Round
2011	Dartmouth (Mark Hudak)	22-11	0-1, First Round
2012	North Dakota (Brian Idalski)	22-11-3	0-1, First Round
2013	North Dakota (Brian Idalski)	26-11-1	0-1, First Round
2019	Boston College (Katie King-Crowley)	16-11-1	0-1, First Round
2022	Minn. Duluth (Maura Crowell)	24-11-1	3-1, Second Place
2022	Clarkson (Matt Desrosiers)	22-11-3	0-1, First Round

## ...HAD THE LOWEST WINNING PERCENTAGES

Year	Team (Coach)	Record	Pct.*	Tournament Result
2019	Syracuse (Paul Flanagan)	13-21-3	.392	0-1, First Round
2015	Rochester Inst. (Scott McDonald)	15-18-5	.461	0-1, First Round
2018	Northeastern (Dave Flint)	19-16-3	.539	0-1, First Round
2018	Mercyhurst (Michael Sisti)	18-14-4	.556	0-1, First Round
2022	Syracuse (Paul Flanagan)	15-10-6	.581	0-1, First Round
2006	Harvard (Katey Stone)	18-12-4	.588	0-1, First Round
2023	LIU (Kelly Nash)	20-13-3	.597	0-1, First Round
2010	Boston U. (Brian Durocher)	17-8-12	.622	0-1, First Round
2021	Providence (Matt Kelly)	12-7-1	.625	0-1, First Round
2016	Mercyhurst (Michael Sisti)	19-10-5	.632	0-1, First Round

\*Ties computed as half won, half lost.

## ...HAD THE MOST TIES

Year	Team (Coach)	Record	Tournament Result
2010	Boston U. (Brian Durocher)	17-8-12	0-1, First Round
2006	Mercyhurst (Michael Sisti)	23-7-6	0-1, First Round
2008	Dartmouth (Mark Hudak)	18-8-6	0-1, First Round
2010	Cornell (Doug Derraugh)	19-8-6	2-1, Second Place
2011	Boston College (Katie King-Crowley)	23-6-6	1-1, Third Place (Tied)
2017	Robert Morris (Paul Colontino)	24-4-6	0-1, First Round
2019	Cornell (Doug Derraugh)	23-5-6	1-1, Third Place (Tied)
2020	Clarkson (Matt Desrosiers)	25-6-6	No Tournament
2020	Ohio St. (Nadine Muzerall)	24-8-6	No Tournament
2022	Syracuse (Paul Flanagan)	15-10-6	0-1, First Round

# SEEDING HISTORY

The National Collegiate Women's Ice Hockey Committee seeded all four teams from 2001 to 2004. After the bracket was extended to eight teams in 2005, only two teams were seeded. In 2007, it went back to a four-team seeding. Starting in 2022, it expanded to a five-team seeding.

## FARTHEST SEEDS HAVE ADVANCED

Seed	Best Finish
#1	CH—Minn. Duluth 2003, Minnesota 2004-05, Wisconsin 2007-09-11, Minnesota 2013-15, Clarkson 2018, Wisconsin 2019, Ohio St. 2022
#2	CH—Minn. Duluth 2001-02-08-10, Wisconsin 2006-21, Minnesota 2012, Clarkson 2017
#3	CH—Clarkson 2014, Minnesota 2016
#4	2d—St. Lawrence 2001
#5	3rd(T)—Yale 2022, Northeastern 2023

## HOW THE SEEDS HAVE FARED...

### Round-By-Round—2001-23

Seed	QF/SR*	NSF	N3d	CH	Total
#1	18-0	17-6	0-1-2	11-6	46-13-2
#2	13-5	12-6	0-0	8-4	33-15
#3	12-4	7-8	2-1	2-5	23-18
#4	7-9	1-9	1-1	0-1	9-20
#5	2-0	0-2	0-0	0-0	2-2
<b>Total</b>	<b>52-18</b>	<b>37-31</b>	<b>3-3-2</b>	<b>21-16</b>	<b>113-68-2</b>

\*In 2022, the tournament expanded to include a first round. Seeded teams do not participate in first round games.

## WON-LOST-TIED RECORDS OF SEEDS

Year	#1	#2	#3	#4	#5
2001	0-2	2-0	1-1	1-1	N/A
2002	0-2-2	3-1	0-0	0-0	N/A
2003	2-0	1-1	0-2	1-1	N/A
2004	2-0	1-1	1-1	0-2	N/A
2005	3-0	0-1	0-0	0-0	N/A
2006	1-1	3-0	0-0	0-0	N/A
2007	3-0	0-1	0-1	0-1	N/A
2008	1-1	3-0	1-1	0-1	N/A
2009	3-0	1-1	2-1	0-1	N/A
2010	1-1	3-0	1-1	0-1	N/A
2011	3-0	1-1	2-1	1-1	N/A
2012	2-1	3-0	1-1	1-1	N/A
2013	3-0	0-1	2-1	1-1	N/A
2014	2-1	0-1	3-0	1-1	N/A
2015	3-0	1-1	2-1	1-1	N/A
2016	2-1	1-1	3-0	0-1	N/A
2017	2-1	3-0	0-1	1-1	N/A
2018	3-0	1-1	2-1	0-1	N/A
2019	3-0	2-1	0-1	1-1	N/A
2020	N/A	N/A	N/A	N/A	N/A
2021	2-1	3-0	1-1	0-1	N/A

---

Year	#1	#2	#3	#4	#5
2022	3-0	0-1	1-1	0-1	1-1
2023	2-1	1-1	0-1	0-1	1-1
Total	46-13-2	33-15	23-18	9-20	2-2

# ANNUAL SCORING LEADERS

Year	Player, School	Goals	Assists	Points
2001	Maria Rooth, Minn. Duluth	4	2	6
2002	Kristy Zamora, Brown	3	0	3
2003	Caroline Ouellette, Minn. Duluth	2	2	4
	Julie Chu, Harvard	2	2	4
	Hanne Sikio, Minn. Duluth	3	1	4
2004	Krissy Wendell, Minnesota	4	4	8
2005	Natalie Darwitz, Minnesota	3	9	12
2006	Bobbi Ross, Minnesota	4	0	4
2007	Sara Bauer, Wisconsin	1	6	7
2008	Haley Irwin, Minn. Duluth	1	5	6
2009	Hilary Knight, Wisconsin	5	7	12
2010	Emily West, Minnesota	3	2	5
	Emmanuelle Blais, Minn. Duluth	3	2	5
2011	Meghan Duggan, Wisconsin	2	3	5
	Hilary Knight, Wisconsin	1	4	5
2012	Sarah Erickson, Minnesota	3	3	6
	Amanda Kessel, Minnesota	3	3	6
2013	Amanda Kessel, Minnesota	3	3	6
	Marie Philip-Poulin, Boston U.	3	3	6
2014	Kelly Terry, Minnesota	4	4	8
2015	Hannah Brandt, Minnesota	3	4	7
2016	Alex Carpenter, Boston College	2	4	6
	Amanda Kessel, Minnesota	5	1	6
	Haley Skarupa, Boston College	3	3	6
2017	Genevieve Bannon, Clarkson	1	6	7
2018	Breanne Wilson-Bennett, Colgate	4	2	6
2019	Annie Pankowski, Wisconsin	5	0	5
	Sarah Potomak, Minnesota	3	2	5
2020	N/A			
2021	Skylar Fontaine, Northeastern	3	2	5
2022	Elizabeth Giguere, Minn. Duluth	1	5	6
2023	Britta Curl, Wisconsin	1	7	8



# NCAA WOMEN'S ICE HOCKEY CHAMPIONSHIP COMMITTEE

## CHAIRS

*(Chronological)*

Name	Affiliation	Years
Carolyn Campbell-McGovern	Ivy League	2001-04
Steve Metcalf	New Hampshire	2005-06
Zafir Bludevich	Saint Michael's	2007-08
Jeffrey Schulman	Vermont	2009-10
Chris Schneider	Ohio St.	2011-13
Megan McHugo	Ivy League	2014
Jack McDonald	Quinnipiac	2015
Sarah Fraser	Brown	2016-18
Abbey Strong	Minn. Duluth	2019-20
Kate McAfee	Hockey East	2020-21
Anita Brenner	Ivy League	2021-22
*Jeremy Gibson	Merrimack	2022-

*\*Current chairperson.*

## ROSTER

*(Alphabetical)*

Name	Affiliation	Years
Jackie Barto	Ohio St.	2001-05
Josh Berlo	Minn. Duluth	2021-22
Zafir Bludevich	Saint Michael's	2005-08
Amanda Braun	Northeastern	2012-13
Anita Brenner	Cornell	2019-22
Carolyn Campbell-McGovern	Ivy League	2001-04
Katie Crowley	Boston College	2018-22
Paul Flanagan	Syracuse	2020-21
Sarah Fraser	Brown	2015-18
*Jeremy Gibson	Merrimack	2022-
Jeffrey Giesen	St. Cloud St.	2012-13
Mike Guastelle	Sacred Heart	2022
Laura Halldorson	Minnesota	2005-08
Nate Handrahan	Robert Morris	2008-11
Mark Johnson	Wisconsin	2013-16
Karen Kay	New Hampshire	2001-02
Kate McAfee	New Hampshire/Hockey East	2020-21
Shelley Looney	Lindenwood	2022-23
*William Martinov	LIU	2022-
Jack McDonald	Quinnipiac	2013-15
Megan McHugo	Ivy League	2011-14
Steve Metcalf	New Hampshire	2002-06
Shannon Miller	Minn. Duluth	2001-04, 2010-12

---

<b>Name</b>	<b>Affiliation</b>	<b>Years</b>
*Cara Morey	Princeton	2022-
Frank O'Brien	Wis.-Stevens Point	2001
*Janine Oman	Ohio St.	2022-
Nick Reggio	Providence	2016-17
Russell Reilly	Middlebury	2001
Chris Schneider	Ohio St.	2008-13
Jeffrey Schulman	Vermont	2007-10
Rick Seeley	Quinnipiac	2012
Michael Sisti	Mercyhurst	2016-19
*Britni Smith	Syracuse	2023-
Katey Stone	Harvard	2005-08
Abbey Strong	Minn. Duluth	2017-20
Jeff Vizenor	Minn. St. Mankato	2008-09

\*Current member.

---

# COACHING FACTS

---

## TOURNAMENT APPEARANCES

17—Mark Johnson, Wisconsin, 2005-06-07-08-09-11-12-14-15-16-17-18-19-20-21-22-23  
15—Brad Frost, Minnesota, 2008-09-10-11-12-13-14-15-16-17-18-19-20-22-23  
13—Michael Sisti, Mercyhurst, 2005-06-07-08-09-10-11-12-13-14-16-18-20  
12—Katey Stone, Harvard, 2001-03-04-05-06-07-08-10-13-14-15-22  
11—Katie King-Crowley, Boston College, 2009-11-12-13-14-15-16-17-18-19-21  
11—Matt Desrosiers, Clarkson, 2010-13-14-15-16-17-18-19-20-22-23  
10—Shannon Miller, Minn. Duluth, 2001-02-03-05-06-07-08-09-10-11  
8—Doug Derraugh, Cornell, 2010-11-12-13-14-17-19-20  
8—Paul Flanagan, St. Lawrence, 2001-04-05-06-07-08; Syracuse 2019-22  
7—Dave Flint, Northeastern, 2016-18-19-20-21-22-23  
6—Brian Durocher, Boston U., 2010-11-12-13-14-15  
6—Mark Hudak, Dartmouth, 2004-05-07-08-09-11  
5—Laura Halldorson, Minnesota, 2002-03-04-05-06  
5—Brian McCloskey, New Hampshire, 2006-07-08-09-10  
5—Nadine Muzerall, Ohio St., 2018-20-21-22-23

## CONSECUTIVE TOURNAMENT APPEARANCES

13—Brad Frost, Minnesota, 2008-20  
10—Michael Sisti, Mercyhurst, 2005-16  
10—Katie King Crowley, Boston College, 2011-21  
10—Mark Johnson, Wisconsin, 2014-23  
8—Matt Desrosiers, Clarkson, 2013-20  
7—Shannon Miller, Minn. Duluth, 2005-11  
6—Katey Stone, Harvard, 2003-08  
6—Brian Durocher, Boston U., 2010-15  
6—Dave Flint, Northeastern, 2018-23  
5—Laura Halldorson, Minnesota, 2002-06  
5—Paul Flanagan, St. Lawrence, 2004-08  
5—Mark Johnson, Wisconsin, 2005-09  
5—Brian McCloskey, New Hampshire, 2006-10  
5—Doug Derraugh, Cornell, 2010-14

## TOURNAMENT WINS

33—Mark Johnson, Wisconsin, 2006-23  
20—Brad Frost, Minnesota, 2008-23  
15—Shannon Miller, Minn. Duluth, 2001-11  
11—Matt Desrosiers, Clarkson, 2010-23  
8—Katey Stone, Harvard, 2001-22  
7—Laura Halldorson, Minnesota, 2002-06  
7—Katie King Crowley, Boston College, 2009-21  
7—Nadine Muzerall, Ohio St., 2018-23  
6—Paul Flanagan, St. Lawrence, 2001-08; Syracuse 2022

## TOURNAMENT WINNING PERCENTAGE

*(Minimum four games)*

.786—Mark Johnson, Wisconsin, 2005-23 (33-9)  
.750—Shannon Miller, Minn. Duluth, 2001-11 (15-5)  
.700—Nadine Muzerall, Ohio St., 2018-23 (7-3)  
.667—Brad Frost, Minnesota, 2008-23 (20-10)  
.625—Laura Halldorson, Minnesota, 2001-06 (7-4-1)  
.611—Matt Desrosiers, Clarkson 2010-23 (11-7)  
.600—Shannon Desrosiers, Clarkson 2010-14 (3-2)

## FROZEN FOUR APPEARANCES

14—Mark Johnson, Wisconsin, 2006-23  
10—Brad Frost, Minnesota, 2009-23  
7—Shannon Miller, Minn. Duluth, 2001-10

---

6—Katie King Crowley, Boston College 2009-21  
6—Katey Stone, Harvard, 2001-15  
5—Laura Halldorson, Minnesota, 2002-06  
5—Paul Flanagan, St. Lawrence, 2001-07  
5—Matt Desrosiers, Clarkson, 2010-19

## **CONSECUTIVE FROZEN FOUR APPEARANCES**

7—Mark Johnson, Wisconsin, 2014-21  
6—Brad Frost, Minnesota, 2012-17  
5—Laura Halldorson, Minnesota, 2002-06  
4—Paul Flanagan, St. Lawrence, 2004-07  
4—Mark Johnson, Wisconsin, 2006-09  
4—Shannon Miller, Minn. Duluth, 2007-10  
4—Matt Desrosiers, Clarkson, 2016-19  
3—Shannon Miller, Minn. Duluth, 2001-03  
3—Katey Stone, Harvard, 2003-05  
3—Doug Derraugh, Cornell, 2010-12  
3—Katie King Crowley, Boston College, 2011-13  
3—Katie King Crowley, Boston College, 2015-17

## **FROZEN FOUR WINS**

17—Mark Johnson, Wisconsin, 2006-23 (17-7)  
11—Shannon Miller, Minn. Duluth, 2001-10 (11-2)  
10—Brad Frost, Minnesota, 2009-23 (10-6)  
6—Matt Desrosiers, Clarkson, 2014-19 (6-2)  
5—Laura Halldorson, Minnesota, 2002-06 (5-4-1)  
5—Katey Stone, Harvard, 2001-15 (5-6)  
3—Paul Flanagan, St. Lawrence, 2001-07 (3-5)  
3—Nadine Muzerall, Ohio St., 2018-23 (3-3)

## **FROZEN FOUR WINNING PERCENTAGE**

*(Minimum four games)*

.846—Shannon Miller, Minn. Duluth, 2001-10 (11-2)  
.750—Matt Desrosiers, Clarkson, 2014-19 (6-2)  
.708—Mark Johnson, Wisconsin, 2006-23 (17-7)  
.625—Brad Frost, Minnesota, 2009-23 (10-6)  
.550—Laura Halldorson, Minnesota, 2002-06 (5-4-1)  
.500—Nadine Muzerall, Ohio St., 2018-23 (3-3)  
.500—Brian Durocher, Boston U., 2012-13 (2-2)

## **NCAA CHAMPIONSHIPS**

7—Mark Johnson, Wisconsin, 2006-07-09-11-19-21  
5—Shannon Miller, Minn. Duluth, 2001-02-03-08-10  
4—Brad Frost, Minnesota, 2012-13-15-16  
3—Matt Desrosiers, Clarkson, 2014-18  
2—Laura Halldorson, Minnesota, 2004-05

# TEAM-BY-TEAM WON-LOST-TIED RECORDS

(Notes: Third-place game discontinued after 2005. Since then, both teams defeated in the semifinals are awarded third place. In 2020, teams were selected but no games were played. The eight coaches have been awarded a year of participation for this selection, but no records were changed.)

## BY COACH

### (25 Teams)

Coach (Alma Mater) Years in Tournament	Yrs.	W	L	Ti	CH	2d	3d	4th
<b>BOSTON COLLEGE</b>								
Tom Mutch (Northeastern '92), 2007	1	1	1	0	0	0	1	0
Katie King Crowley (Brown '97), 2009, 11, 12, 13, 14, 15, 16, 17, 18, 19, 21	11	7	11	0	0	1	5	0
<b>TOTAL</b>	<b>12</b>	<b>8</b>	<b>12</b>	<b>0</b>	<b>0</b>	<b>1</b>	<b>6</b>	<b>0</b>
<b>BOSTON U.</b>								
Brian Durocher (Boston U. '78) 2010, 11, 12, 13, 14, 15	6	4	6	0	0	2	0	0
<b>TOTAL</b>	<b>6</b>	<b>4</b>	<b>6</b>	<b>0</b>	<b>0</b>	<b>2</b>	<b>0</b>	<b>0</b>
<b>BROWN</b>								
Digit Murphy (Cornell '93) 2002	1	1	1	0	0	1	0	0
<b>TOTAL</b>	<b>1</b>	<b>1</b>	<b>1</b>	<b>0</b>	<b>0</b>	<b>1</b>	<b>0</b>	<b>0</b>
<b>CLARKSON</b>								
*Matt Desrosiers (St. Lawrence '01) 2010, 13, 14-CH, 15, 16, 17-CH, 18-CH, 19, 20, 22, 23	11	11	7	0	3	0	2	0
*Shannon Desrosiers (St. Lawrence '03) 2010, 13, 14-CH	3	3	2	0	1	0	0	0
<b>TOTAL</b>	<b>14</b>	<b>14</b>	<b>9</b>	<b>0</b>	<b>4</b>	<b>0</b>	<b>2</b>	<b>0</b>
<b>COLGATE</b>								
Greg Fargo (Elmira '06) 2018, 21, 22, 23	4	2	4	0	0	1	0	0
<b>TOTAL</b>	<b>4</b>	<b>2</b>	<b>4</b>	<b>0</b>	<b>0</b>	<b>1</b>	<b>0</b>	<b>0</b>
<b>CORNELL</b>								
Doug Derraugh (Cornell '91) 2010, 11, 12, 13, 14, 17, 19, 20	8	5	7	0	0	1	3	0
<b>TOTAL</b>	<b>8</b>	<b>5</b>	<b>7</b>	<b>0</b>	<b>0</b>	<b>1</b>	<b>3</b>	<b>0</b>
<b>DARTMOUTH</b>								
Judy Oberting (Dartmouth '91) 2001, 03	2	1	3	0	0	0	1	1
Mark Hudak (Army '89) 2004, 05, 07, 08, 09, 11	6	1	8	0	0	0	0	2
<b>TOTAL</b>	<b>8</b>	<b>2</b>	<b>11</b>	<b>0</b>	<b>0</b>	<b>0</b>	<b>1</b>	<b>3</b>
<b>HARVARD</b>								
Katey Stone (New Hampshire '89) 2001, 03, 04, 05, 06, 07, 08, 10, 13, 14, 15, 22	12	8	12	0	0	4	2	0
<b>TOTAL</b>	<b>12</b>	<b>8</b>	<b>12</b>	<b>0</b>	<b>0</b>	<b>4</b>	<b>2</b>	<b>0</b>
<b>LIU</b>								
Kelly Nash (Wisconsin '11) 2023	1	0	1	0	0	0	0	0
<b>TOTAL</b>	<b>1</b>	<b>0</b>	<b>1</b>	<b>0</b>	<b>0</b>	<b>0</b>	<b>0</b>	<b>0</b>
<b>MERCYHURST</b>								
Michael Sisti (Canisius '90) 2005, 06, 07, 08, 09, 10, 11, 12, 13, 14, 16, 18, 20	13	5	12	0	0	1	3	0
<b>TOTAL</b>	<b>13</b>	<b>5</b>	<b>12</b>	<b>0</b>	<b>0</b>	<b>1</b>	<b>3</b>	<b>0</b>
<b>MINNESOTA</b>								
Laura Halldorson (Princeton '85) 2002, 03, 04-CH, 05-CH, 06	5	7	4	1	2	1	1	1
Brad Frost (Bethel [MN] '96) 2008, 09, 10, 11, 12-CH, 13-CH, 14, 15-CH, 16-CH, 17, 18, 19, 20, 22, 23	15	20	10	0	4	2	4	0
<b>TOTAL</b>	<b>20</b>	<b>27</b>	<b>14</b>	<b>1</b>	<b>6</b>	<b>3</b>	<b>5</b>	<b>1</b>
<b>MINN. DULUTH</b>								
Shannon Miller (Saskatchewan '85) 2001-CH, 02-CH, 03-CH, 05, 06, 07, 08-CH, 09, 10-CH, 11	10	15	5	0	5	1	1	0



<b>Coach (Alma Mater) Years in Tournament</b>	<b>Yrs.</b>	<b>W</b>	<b>L</b>	<b>Ti</b>	<b>CH</b>	<b>2d</b>	<b>3d</b>	<b>4th</b>
Maura Crowell (Colgate '02) 2017, 21, 22, 23	4	5	4	0	0	1	1	0
<b>TOTAL</b>	<b>14</b>	<b>20</b>	<b>9</b>	<b>0</b>	<b>5</b>	<b>2</b>	<b>2</b>	<b>0</b>
<b>NEW HAMPSHIRE</b>								
Brian McCloskey (Dartmouth '77) 2006, 07, 08, 09, 10	5	2	5	0	0	0	2	0
<b>TOTAL</b>	<b>5</b>	<b>2</b>	<b>5</b>	<b>0</b>	<b>0</b>	<b>0</b>	<b>2</b>	<b>0</b>
<b>NIAGARA</b>								
Margot Page (McMaster '87) 2002	1	0	1	1	0	0	1	0
<b>TOTAL</b>	<b>1</b>	<b>0</b>	<b>1</b>	<b>1</b>	<b>0</b>	<b>0</b>	<b>1</b>	<b>0</b>
<b>NORTH DAKOTA</b>								
Brian Idalski (Wis.-Stevens Point '01) 2012, 13	2	0	2	0	0	0	0	0
<b>TOTAL</b>	<b>2</b>	<b>0</b>	<b>2</b>	<b>0</b>	<b>0</b>	<b>0</b>	<b>0</b>	<b>0</b>
<b>NORTHEASTERN</b>								
Dave Flint (Mass. Liberal Arts '93) 2016, 18, 19, 20, 21, 22, 23	7	4	6	0	0	1	2	0
<b>TOTAL</b>	<b>7</b>	<b>4</b>	<b>6</b>	<b>0</b>	<b>0</b>	<b>1</b>	<b>2</b>	<b>0</b>
<b>OHIO ST.</b>								
Nadine Muzerall (Minnesota '01) 2018, 20, 21, 22-CH, 23	5	7	3	0	1	1	2	0
<b>TOTAL</b>	<b>5</b>	<b>7</b>	<b>3</b>	<b>0</b>	<b>1</b>	<b>1</b>	<b>2</b>	<b>0</b>
<b>PENN ST.</b>								
Jeff Kampersal (Princeton '92) 2023	1	0	1	0	0	0	0	0
<b>TOTAL</b>	<b>1</b>	<b>0</b>	<b>1</b>	<b>0</b>	<b>0</b>	<b>0</b>	<b>0</b>	<b>0</b>
<b>PRINCETON</b>								
Jeff Kampersal (Princeton '92) 2006, 16	2	0	2	0	0	0	0	0
Cara Morey (Brown '01) 2019, 20	2	0	1	0	0	0	0	0
<b>TOTAL</b>	<b>4</b>	<b>0</b>	<b>3</b>	<b>0</b>	<b>0</b>	<b>0</b>	<b>0</b>	<b>0</b>
<b>PROVIDENCE</b>								
Bob Deraney (Boston U. '87) 2005	1	0	1	0	0	0	0	0
Matt Kelly (Wayne St. (MI) '07) 2021	1	0	1	0	0	0	0	0
<b>TOTAL</b>	<b>2</b>	<b>0</b>	<b>2</b>	<b>0</b>	<b>0</b>	<b>0</b>	<b>0</b>	<b>0</b>
<b>QUINNIPIAC</b>								
Rick Seeley (Elmira '87) 2015	1	0	1	0	0	0	0	0
Cassandra Turner (Brown '03) 2016, 22, 23	3	2	3	0	0	0	0	0
<b>TOTAL</b>	<b>3</b>	<b>2</b>	<b>4</b>	<b>0</b>	<b>0</b>	<b>0</b>	<b>0</b>	<b>0</b>
<b>ROBERT MORRIS</b>								
Paul Colontino (Mercyhurst '00) 2017, 21	2	0	2	0	0	0	0	0
<b>TOTAL</b>	<b>2</b>	<b>0</b>	<b>2</b>	<b>0</b>	<b>0</b>	<b>0</b>	<b>0</b>	<b>0</b>
<b>RIT</b>								
Scott McDonald (Niagara '00) 2015	1	0	1	0	0	0	0	0
<b>TOTAL</b>	<b>1</b>	<b>0</b>	<b>1</b>	<b>0</b>	<b>0</b>	<b>0</b>	<b>0</b>	<b>0</b>
<b>ST. LAWRENCE</b>								
Paul Flanagan (St. Lawrence '85) 2001, 04, 05, 06, 07, 08	6	6	6	0	0	1	4	0
Chris Wells (St. Lawrence '92) 2009, 12, 17	3	0	3	0	0	0	0	0
<b>TOTAL</b>	<b>9</b>	<b>6</b>	<b>9</b>	<b>0</b>	<b>0</b>	<b>1</b>	<b>4</b>	<b>0</b>
<b>SYRACUSE</b>								
Paul Flanagan (St. Lawrence '85) 2019, 22	2	0	2	0	0	0	0	0
<b>TOTAL</b>	<b>2</b>	<b>0</b>	<b>2</b>	<b>0</b>	<b>0</b>	<b>0</b>	<b>0</b>	<b>0</b>
<b>WISCONSIN</b>								
Mark Johnson (Wisconsin '94) 2005, 06-CH, 07-CH, 08, 09-CH, 11-CH, 12, 14, 15, 16, 17, 18, 19-CH, 20, 21-CH, 22, 23	17	33	9	0	7	3	4	0
<b>TOTAL</b>	<b>17</b>	<b>33</b>	<b>9</b>	<b>0</b>	<b>7</b>	<b>3</b>	<b>4</b>	<b>0</b>
<b>YALE</b>								

Coach (Alma Mater) Years in Tournament	Yrs.	W	L	Ti	CH	2d	3d	4th
Mark Bolding (Norwich '95) 2022, 23	2	1	2	0	0	0	1	0
<b>TOTAL</b>	<b>2</b>	<b>1</b>	<b>2</b>	<b>0</b>	<b>0</b>	<b>0</b>	<b>1</b>	<b>0</b>

CH—NCAA championships. \*Co-head coaches until 2014-15 season.

# ALL-TIME COACHES

(34 Coaches)

Coach (Alma Mater) School, Years in Tournament	Yrs.	Won	Lost	Tied	Pct.	CH	FF
Mark Bolding (Norwich '95) Yale 2022, 23	2	1	2	0	.333	0	1
Paul Colontino (Mercyhurst '00) Robert Morris 2017, 21	2	0	2	0	.000	0	0
Maura Crowell (Colgate '02) Minn. Duluth 2017, 21, 22, 23	4	5	4	0	.555	0	3
Katie King Crowley (Brown '97) Boston College 2009, 11, 12, 13, 14, 15, 16, 17, 18, 19, 21	11	7	11	0	.389	0	6
Bob Deraney (Boston U. '87) Providence 2005	1	0	1	0	.000	0	0
Doug Derraugh (Cornell '91) Cornell 2010, 11, 12, 13, 14, 17, 19, 20	8	5	7	0	.417	0	4
Matt Desrosiers (St. Lawrence '01) Clarkson 2010, 13, 14-CH, 15, 16, 17-CH, 18-CH, 19, 20, 22, 23	11	11	7	0	.611	3	5
Shannon Desrosiers (St. Lawrence '03) Clarkson 2010, 13, 14-CH	3	3	2	0	.600	1	1
Brian Durocher (Boston U. '78) Boston U. 2010, 11, 12, 13, 14, 15	6	4	6	0	.400	0	2
Greg Fargo (Elmira '06) Colgate 2018, 21, 22, 23	4	2	4	0	.333	0	1
Paul Flanagan (St. Lawrence '85) St. Lawrence 2001, 04, 05, 06, 07, 08; Syracuse 2019, 22	8	6	8	0	.429	0	5
Dave Flint (Mass. Liberal Arts '93) Northeastern 2016, 18, 19, 20, 21, 22, 23	7	4	6	0	.400	0	2
Brad Frost (Bethel [MN] '96) Minnesota 2008, 09, 10, 11, 12-CH, 13-CH, 14, 15-CH, 16-CH, 17, 18, 19, 20, 22, 23	15	20	10	0	.667	4	10
Laura Halldorson (Princeton '85) Minnesota 2002, 03, 04-CH, 05-CH, 06	5	7	4	1	.625	2	5
Mark Hudak (Army '89) Dartmouth 2004, 05, 07, 08, 09, 11	6	1	8	0	.111	0	2
Brian Idalski (Wis.-Stevens Point '01) North Dakota 2012, 13	2	0	2	0	.000	0	0
Mark Johnson (Wisconsin '94) Wisconsin 2005, 06-CH, 07-CH, 08, 09-CH, 11-CH, 12, 14, 15, 16, 17, 18, 19-CH, 20, 21-CH, 22, 23-CH	17	33	9	0	.786	7	14
Jeff Kampersal (Princeton '92) Princeton 2006, 16; Penn St. 2023	3	0	3	0	.000	0	0
Matt Kelly (Wayne St. (MI) '07) Providence 2021	1	0	1	0	.000	0	1
Brian McCloskey (Dartmouth '77) New Hampshire 2006, 07, 08, 09, 10	5	2	5	0	.286	0	2
Scott McDonald (Niagara '00) RIT 2015	1	0	1	0	.000	0	0
Shannon Miller (Saskatchewan '85) Minn. Duluth 2001-CH, 02-CH, 03-CH, 05, 06, 07, 08-CH, 09, 10-CH, 11	10	15	5	0	.750	5	7
Cara Morey (Brown '01) Princeton 2019	1	0	1	0	.000	0	0
Digit Murphy (Cornell '93) Brown 2002	1	1	1	0	.500	0	1
Tom Mutch (Northeastern '92) Boston College 2007	1	1	1	0	.500	0	1
Nadine Muzerall (Minnesota '01) Ohio St. 2018, 20, 21, 22, 23	5	7	3	0	.700	1	4
Kelly Nash (Wisconsin '11) LIU 2023	1	0	1	0	.000	0	0
Judy Oberting (Dartmouth '91) Dartmouth 2001, 03	2	1	3	0	.250	0	2
Margot Page (McMaster '87) Niagara 2002	1	0	1	1	.250	0	1
Rick Seeley (Elmira '87) Quinnipiac 2015	1	0	1	0	.000	0	0
Michael Sisti (Canisius '90) Mercyhurst 2005, 06, 07, 08, 09, 10, 11, 12, 13, 14, 16, 18, 20	13	5	12	0	.294	0	4
Katey Stone (New Hampshire '89) Harvard 2001, 03, 04, 05, 06, 07, 08, 10, 13, 14, 15, 22	12	8	12	0	.400	0	6
Cassandra Turner (Brown '03) Quinnipiac 2016, 22, 23	3	2	3	0	.400	0	0
Chris Wells (St. Lawrence '92) St. Lawrence 2009, 12, 17	3	0	3	0	.000	0	0

CH—NCAA championships; FF—Frozen Four appearances.

# ALL-TIME CHAMPIONS

## 2001 CHAMPIONSHIP GAME, MARCH 25 AT MINNEAPOLIS

### MINN. DULUTH 4, ST. LAWRENCE 2

St. Lawrence	1	0	1	—	2
Minn. Duluth	1	2	1	—	4

**First Period:** ST — Amanda Sargeant (Jessica Wilson, Shannon Smith), 11:22 (pp); MD — Jenny Hempel (Navada Russell), 17:40. **Penalties:** MD — Hempel (high-sticking), 11:03; ST — Colleen Coakley (holding), 15:13.

**Second Period:** MD — Maria Rooth (Russell), 5:36; MD — Hanne Sikio (Sanna Peura), 16:05. **Penalties:** ST — Gina Kingsbury (holding), 7:31; MD — Brittany Ralph (hooking), 8:35; ST — Isabelle Chartrand (body checking), 9:29.

**Third Period:** MD — Laurie Alexander (Rooth), 5:22. ST — Chartrand (Kingsbury), 19:06 (pp). **Penalties:** MD — Bench (delay of game), :00; MD — Russell (interference), 18:30.

**Shots on goal:** St. Lawrence 12-2-17 — 31; Minn. Duluth 15-13-8 — 36. **Saves:** St. Lawrence (Rachel Barrie) 32; Minn. Duluth (Tuula Puputti) 30. **Total Penalties:** St. Lawrence 3 for 6 minutes; Minn. Duluth 4 for 8 minutes. **Power Plays:** St. Lawrence 2 for 3; Minn. Duluth 0 for 3. **Officials:** Referee — Eric Schmakel. Assistant Referees — Pat Silva, Julie Piacentini. **Attendance:** 3,079.



**2001 Minn. Duluth — Team members:** Tuula Puputti, Jenny Hempel, Leah Wrazidlo, Erika Holst, Joanne Eustace, Hanne Sikio, Kellie Frick, Navada Russell, Brittany Ralph, Tricia Guest, Laurie Alexander, Sheena Podovinnikoff, Michelle McAteer, Sanna Peura, Shannon Mikel, Maria Rooth, Jessi Flink, Jenni Venho, Satu Kiipeli, Riana Burke, Jessica Smith, Pamela Pachal. **Head Coach:** Shannon Miller. **Assistant Coaches:** Stacy Wilson, Shawna Davidson, Manon Rheaume. **Athletic Trainer:** Deanna Skandel. **Equipment Manager:** Rick Menz. **Sports Information:** Ira Turunen.

## 2002 CHAMPIONSHIP GAME, MARCH 24 AT DURHAM, N.H.

### MINN. DULUTH 3, BROWN 2


Brown	1	1	0	—	2
Minn. Duluth	1	1	1	—	3

**First Period:** B — Kristy Zamora (Jessica Link), 11:26; MD — Kristina Petrovskaia (Tricia Guest), 13:11. **Penalties:** MD — Petrovskaia (interference), 6:23; B — Marguerite McDonald (charging), 8:24; MD — Jenny Hempel (high-sticking), 15:10; B — Mandy McCurdy (body checking), 17:31.

**Second Period:** MD — Erika Holst (Laurie Alexander), 11:09; B — Zamora (Kerry Nugent, Link), 13:59. **Penalties:** B — Cassie Turner (roughing), :48; MD — Joanne Eustace (obstruction-interference), 12:19; B — Meredith Ostrander (cross-checking), 13:23.

**Third Period:** MD — Guest (unassisted), 15:04. **Penalties:** MD — Alexander (holding), 6:54.

**Shots on goal:** Brown 8-11-16 — 35; Minn. Duluth 14-10-7 — 31. **Saves:** Brown (Pam Dreyer) 28; Minn. Duluth (Patricia Sautter) 33. **Total Penalties:** Brown 4 for 8 minutes; Minn. Duluth 4 for 8 minutes. **Power Plays:** Brown 0 for 4; Minn. Duluth 0 for 4. **Officials:** Referee — Bob Ritchie; Assistant Referees — Lisa Schlatter, Kelli O'Brian. **Attendance:** 3,102.



**2002 Minn. Duluth — Front row (left to right):** Patricia Sautter, Jessi Flink, Jenny Hempel, Maria Rooth, Tuula Puputti, Navada Russell, Shannon Mikel, Michelle McAteer, Maghan Grahn. **Middle row:** Women's Hockey Sports Information Director Ira Turunen, Athletic Trainer Deanna Peterson, Equipment Manager Rick Menz, Satu Kiipeli, Erika Holst, Laurie Alexander, Hanne Sikio, Julianne Vasichuk, Jessica Smith, Tricia Guest, Assistant Coach Shawna Davidson, Assistant Coach Stacy Wilson, Head Coach Shannon Miller. **Back row:** Nora Tallus, Julie Fearing, Meghan Stotts, Joanne Eustace, Larissa Luther, Leah Kasper, Kristina Petrovskaia, Heather Tudahl.

## 2003 CHAMPIONSHIP GAME, MARCH 23 AT DULUTH, MINN.

### MINN. DULUTH 4, HARVARD 3 (2OT)

Harvard	0	3	0	0	0	—	3
Minn. Duluth	2	1	0	0	1	—	4

**First Period:** MD — Caroline Ouellette (Jenny Potter), 5:17; MD — Hanne Sikio (unassisted), 12:30. **Penalties:** MD — Julianne Vasichuk (body checking), 2:08; H — Angela Ruggiero (obstruction-interference), 3:11.

**Second Period:** H — Jennifer Botterill (unassisted), :21; H — Lauren McAuliffe (Nicole Corriero, Jamie Hagerman), :44; H — Corriero (Hagerman, Ashley Banfield), 14:46; MD — Sikio (Joanne Eustace), 17:34. **Penalties:** H — Ruggiero (roughing), 1:47; MD — Nora Tallus (roughing), 1:47; H — McAuliffe (delay of game), 2:33; MD — Tallus (obstruction-interference), 12:45; H — Hagerman (tripping), 16:17; MD — Tallus (roughing), 17:03; H — Julie Chu (roughing), 18:07; MD — Tricia Guest (roughing), 18:07.

**Third Period:** No scoring. **Penalties:** MD — Larissa Luther (cross-checking), 1:53; H — Ruggiero (holding), 4:54; MD — Tallus (boarding), 5:55; H — Ruggiero (interference), 15:05; H — Ruggiero (misconduct), 15:05; MD — Vasichuk (holding), 15:17.

**First Overtime:** No Scoring. **Penalties:** None.


**Second Overtime:** MD — Tallus (Erika Holst, Eustace), 4:19. **Penalties:** None.

**Shots on goal:** Harvard 5-11-12-14-2 — 44; Minn. Duluth 5-13-10-10-3 — 41.

**Saves:** Harvard (Jessica Ruddock) 37; Minn. Duluth (Patricia Sautter) 41.

**Total Penalties:** Harvard 8 for 24 minutes; Minn. Duluth 8 for 16 minutes.

**Power Plays:** Harvard 0 for 6; Minn. Duluth 0 for 5. **Officials:** Referee — Brad Shepherd; Assistant Referees — Danyel Howard, Pat Silva. **Attendance:** 5,167.



**2003 Minn. Duluth — Front row (left to right):** Lisa Hagen, Joanne Eustace, Nevada Russell, Maria Rooth, Patricia Sautter, Hanne Sikio, Erika Holst, Michelle McAteer, Jenny Hempel, Shannon Kasperek. **Middle row:** Women's Hockey Sports Information Director Ira Turunen, Athletic Trainer Deanna Peterson, Equipment Manager Rick Menz, Larissa Luther, Satu Kiipeli, Caroline Ouellette, Julianne Vasichuk, Tricia Guest, Bethany Petersen, Julie Fearing, Assistant Coach Shawna Davidson, Assistant Coach Stacy Wilson, Head Coach Shannon Miller. **Back row:** Nora Tallus, Krista McArthur, Amelia Hradsky, Meghan Stotts, Leah Kasper, Kristina Petrovskaia, Jenny Potter.

## 2004 CHAMPIONSHIP GAME, MARCH 28 AT PROVIDENCE, R.I.

### MINNESOTA 6, HARVARD 2

Harvard	1	1	0	—	2
Minnesota	0	2	4	—	6

**First Period:** H — Katherine Sweet (Caitlin Cahow, Katie Johnston), 12:48. **Penalties:** H — Lindsay Weaver (tripping), 4:27; M — Allie Sanchez (obstruction-holding), 10:45; H — Weaver (high-sticking), 13:40.

**Second Period:** M — Natalie Darwitz (Kelly Stephens, Krissy Wendell), 4:51; H — Nicole Corriero (Angela Ruggiero), 12:21; M — Andrea Nichols (La Toya Clarke), 17:49. **Penalties:** M — Stephens (obstruction-interference), 11:17; H — Weaver (checking), 14:26; M — Sanchez (high-sticking), 14:26; M — Stephens (checking), 15:05.

**Third Period:** M — Darwitz (Wendell), :09; M — Stephens (Darwitz, Wendell), :41; M — Wendell (Stephens), 6:54; M — Darwitz (Ashley Albrecht), 12:59. **Penalties:** M — Melissa Coulombe (tripping), 1:56; H — Julie Chu (hooking), 7:44; M — Wendell (tripping), 10:11.

**Shots on goal:** Harvard 7-12-14 — 33; Minnesota 13-16-11 — 40. **Saves:** Harvard (Ali Boe) 34; Minnesota (Jody Horak) 31. **Total Penalties:** Harvard 4 for 8 minutes; Minnesota 6 for 12 minutes. **Power Plays:** Harvard 1 for 5; Minnesota 0 for 3. **Officials:** Referee — Kevin Keenan; Assistant Referees — Ray Doocy, Ron Storey. **Attendance:** 3,522.



**2004 Minnesota — Front row (left to right):** Jody Horak, Goalie Coach Jeff Moen, Assistant Coach Joel Johnson, La Toya Clarke, Kelsey Bills, Head Coach Laura Halldorson, Assistant Coach Brad Frost, Brenda Reinen. **Middle row:** Athletic Trainer Amy Hamilton, Natalie Darwitz, Ashley Albrecht, Kelly Stephens, Chelsey Brodt, Melissa Coulombe, Becky Wacker, Stacy Troumbly, Andrea Nichols, Equipment Manager Bonnie Olein. **Back row:** Lyndsay Wall, Jerilyn Glenn, Krista Johnson, Allie Sanchez, Noelle Sutton, Krissy Wendell, Danielle Ashley, Maggie Souba.



## 2005 CHAMPIONSHIP GAME, MARCH 27 AT DURHAM, N.H.

### MINNESOTA 4, HARVARD 3

Harvard	0	2	1	—	3
Minnesota	1	2	1	—	4

**First Period:** M — Krissy Wendell (Natalie Darwitz), 17:24. **Penalties:** M — Bobbi Ross (interference), 4:23; M — Ross (checking), 6:37; H — Jennifer Skinner (interference), 7:43.

**Second Period:** H — Jennifer Sifers (Carrie Schroyer), :46; M — Lyndsay Wall (Darwitz, Kelly Stephens), 7:58; H — Sarah Vaillancourt (Nicole Corriero, Julie Chu), 10:33; M — Ashley Albrecht (Wendell, Darwitz), 18:02. **Penalties:** H — Lindsay Weaver (high-sticking), 6:18; H — Weaver (high-sticking), 8:29; M — Darwitz (high-sticking), 9:29.

**Third Period:** H — Caitlin Cahow (Chu, Vaillancourt), 13:54; M — Darwitz (Stephens), 18:52. **Penalties:** M — Chelsey Brodt (checking), :57; M — Wendell (checking), 12:28.

**Shots on goal:** Harvard 9-12-5 — 26; Minnesota 6-14-4 — 24. **Saves:** Harvard (Ali Boe) 20; Minnesota (Jody Horak) 23. **Total Penalties:** Harvard 3 for 6 minutes; Minnesota 5 for 10 minutes. **Power Plays:** Harvard 2 for 5; Minnesota 1 for 3. **Officials:** Referee — Ed Boyle; Assistant Referees — Pat Silva, Kelli O'Brian. **Attendance:** 2,056.



**2005 Minnesota — Front row (left to right):** Jody Horak, Assistant Coach Charlie Burggraf, Volunteer Assistant Coach Jeff Moen, Kelly Stephens, Krissy Wendell, Head Coach Laura Halldorson, Assistant Coach Brad Frost, Brenda Reinen. **Middle row:** Athletic Trainer Amy Hamilton, Natalie Darwitz, Jenelle Philipczyk, Chelsey Brodt, Ashley Albrecht, Maggie Souba, Whitney Graft, Becky Wacker, Stacy Troumbly, Andrea Nichols, Natalie Lammé, Equipment Manager Bonnie Olein. **Back row:** Liz Palkie, Lyndsay Wall, Noelle Sutton, Anya Miller, Allie Sanchez, Krista Johnson, Erica McKenzie, Bobbi Ross.

## 2006 CHAMPIONSHIP GAME, MARCH 26 AT MINNEAPOLIS

### WISCONSIN 3, MINNESOTA 0

Minnesota	0	0	0	—	0
Wisconsin	2	1	0	—	3

**First Period:** W — Jinelle Zaugg (Cyndy Kenyon, Bobbi-Jo Slusar), 9:56 (pp); W — Grace Hutchins (Nikki Burish), 10:26. **Penalties:** W — Burish (interference), 5:17; M — Anya Miller (holding), 9:17; W — Burish (hooking), 12:26; M — Bobbi Ross (interference), 16:37.

**Second Period:** W — Zaugg (Sara Bauer, Kenyon), 9:08 (pp). **Penalties:** W — Emily Morris (tripping), 1:04; M — Miller (holding), 2:09; M — Liz Palkie (hooking), 7:23; W — Angie Keseley (hooking), 9:13; M — Andrea Nichols (goaltender interference), 16:21; W — Meaghan Mikkelsen (roughing), 16:21.

**Third Period:** No scoring. **Penalties:** W — Tia Hanson (hooking), 6:53.

**Shots on goal:** Minnesota 10-7-14 — 31; Wisconsin 10-5-4 — 19. **Saves:** Minnesota (Brittany Chartier) 16; Wisconsin (Jessie Vetter) 31. **Total Penalties:** Minnesota 5 for 10 minutes; Wisconsin 6 for 12 minutes. **Power Plays:** Minnesota 0 for 5; Wisconsin 2 for 4. **Officials:** Referee — Jay Mendel; Assistant Referees — Tina Simonson, Pat Silva. **Attendance:** 4,701.



**2006 Wisconsin — Front row (left to right):** Meghan Horras, Nikki Burish, Cyndy Kenyon, Jessie Vetter, Sharon Cole, Phoebe Monteleone, Sara Bauer, Meaghan Mikkelsen. **Middle row:** Erika Lawler, Mikka Nordby, Rachel Bible, Heidi Kletzien, Angie Keseley, Grace Hutchins, Alycia Matthews, Bobbi-Jo Slusar, Emily Morris. **Back row:** Christine Dufour, Tia Hanson, Jinelle Zaugg, Kristen Witting, Kayla Hagen.

## 2007 CHAMPIONSHIP GAME, MARCH 18 AT LAKE PLACID, N.Y.

### WISCONSIN 4, MINN. DULUTH 1

Minn. Duluth	0	1	0	—	1
Wisconsin	1	3	0	—	4

**First Period:** W — Jinelle Zaugg (Sara Bauer), 9:00 (pp). **Penalties:** MD — Tawni Mattila (body-checking), 7:02; W — Meaghan Mikkelson (body-checking), 12:44.

**Second Period:** W — Erika Lawler (Meghan Duggan, Bauer), 7:24; W — Bauer (Mikkelson), 11:56; MD — Emmanuelle Blais (Noemie Marin, Jill Sales), 14:23 (pp); W — Jasmine Giles (Lawler), 14:33. **Penalties:** W — Angie Keseley (interference), 3:50; MD — Bench (Too many players), 8:02; W — Kyla Sanders (interference), 13:27; MD — Jessica Koizumi (interference), 15:06; MD — Marin (diving), 16:31; W — Emily Morris (hooking), 16:31.

**Third Period:** No scoring. **Penalties:** W — Keseley (hooking), 1:28.

**Shots on goal:** Minn. Duluth 6-8-4 — 18; Wisconsin 8-12-4 — 24. **Saves:** Minn. Duluth (Kim Martin) 20; Wisconsin (Jessie Vetter) 17. **Total Penalties:** Minn. Duluth 4 for 8 minutes; Wisconsin 5 for 10 minutes. **Power Plays:** Minn. Duluth 1 for 4; Wisconsin 1 for 3. **Officials:** Referee — Dan Lick; Assistant Referees — Larry Legault, Todd Aldous. **Attendance:** 3,355.



**2007 Wisconsin — Front row (left to right):** Jessie Vetter, Kristen Witting, Heidi Kletzien, Bobbi-Jo Slusar, Christine Dufour, Sara Bauer, Phoebe Monteleone, Meaghan Mikkelson, Alannah McCready. **Middle row:** Undergraduate Assistant Carla MacLeod, Undergraduate Assistant Sharon Cole, Undergraduate Assistant Molly Engstrom, Emily Morris, Angie Keseley, Jasmine Giles, Mikka Nordby, Jinelle Zaugg, Meghan Duggan, Alycia Matthews, Ally Strickler, Rachel Bible, Head Coach Mark Johnson, Assistant Coach Tracey Cornell, Goalie Coach Jeff Sanger. **Back row:** Manager Katlyn Arnett, Sports Information Director Adam Augustine, Equipment Manager Paul Hickman, Tia Hanson, Maria Evans, Kayla Hagen, Kyla Sanders, Emily Kranz, Erika Lawler, Strength Coach Jim Snider, Athletic Trainer Jen Pepoy, Assistant Coach Dan Koch.

## 2008 CHAMPIONSHIP GAME, MARCH 22 AT DULUTH, MINN.

### MINN. DULUTH 4, WISCONSIN 0


Wisconsin	0	0	0	—	0
Minn. Duluth	1	2	1	—	4

**First Period:** MD — Haley Irwin (Sara O'Toole, Jocelyne Larocque), 19:22. **Penalties:** W — Rachel Bible (tripping), 00:46; MD — Emmanuelle Blais (boarding), 2:16; MD — Laura Fridfinnson (hooking), 5:42; W — Bible (tripping), 8:37; MD — Team (too many players on ice), 17:07.

**Second Period:** MD — Blais (Fridfinnson, Jaime Rasmussen), 11:48 (pp); MD — O'Toole (unassisted), 18:24 (sh). **Penalties:** W — Meghan Duggan (hooking), 6:15; W — Kyla Sanders (slashing), 10:51; MD — Myriam Trepanier (high sticking), 13:07; MD — Elin Holmlöv (interference), 17:25; MD — O'Toole (hooking), 19:26; W — Hilary Knight (charging), 19:57.

**Third Period:** MD — Karine Demeule (Tawni Mattila, Trepanier), 17:15 (en). **Penalties:** MD — Heidi Peltari (tripping), 4:39; W — Duggan (interference), 5:21; W — Jasmine Giles (cross-checking), 5:57; MD — Trepanier (diving), 5:57; MD — Sarah Murray (interference), 6:56; MD — Mattila (holding), 13:30; MD — Demeule (elbowing), 18:49.

**Shots on goal:** Wisconsin 11-10-7 — 28; Minn. Duluth 6-12-6 — 24. **Saves:** Wisconsin (Jessie Vetter) 20; Minn. Duluth (Kim Martin) 28. **Total Penalties:** Wisconsin 7 for 14 minutes; Minn. Duluth 11 for 22 minutes. **Power Plays:** Wisconsin 0 for 10; Minn. Duluth 1 for 6. **Officials:** Referee — Scott Leavitt; Assistant Referees — Ray Doocy, Ron Storey. **Attendance:** 4,031.



**2008 Minn. Duluth — Front row (left to right):** Johanna Ellison, Kim Martin. **Second row:** Athletic Trainer Brad Kern, Administrative Assistant Jill Sales, Emmanuelle Blais, Karine Demeule, Sara O'Toole. **Third row:** Myriam Trepanier, Heidi Peltari, Erin Olson, Jocelyne Larocque, Saara Tuominen, Jessica Hawkins, Head Coach Shannon Miller. **Fourth row:** Elin Holmlöv, Tawni Mattila, Jaime Rasmussen, Amie Meyer, Sara Murray. **Back row:** Chancellor Kathryn Martin, Goaltender Coach Robb Stauber, Equipment Manager Rick Menz, Assistant Coach Caroline Ouellette, Equipment Manager Andy Rannels, Sports Information Director Kelly Grgas, Strength Coach Justin May, Haley Irwin, Tara Gray, Libby Guzzo, Samantha Hough, Athletics Director Bob Nielson, Laura Fridfinnson, Assistant Coach Julie Chu, Ilya Gavrilova, Athletic Trainer Amy Miller.



## 2009 CHAMPIONSHIP GAME, MARCH 22 AT BOSTON

### WISCONSIN 5, MERCYHURST 0

Mercyhurst	0	0	0	—	0
Wisconsin	0	3	2	—	5

**First Period:** No scoring. **Penalties:** W — Brooke Ammerman (hooking), 5:33; M — Cassea Schols (checking), 18:44.

**Second Period:** W — Ammerman (Angie Keseley), 5:28; W — Meghan Duggan (Alycia Matthews, Erika Lawler), 8:48 (pp); W — Keseley (Lawler, Hilary Knight), 10:38. **Penalties:** M — Melissa Lacroix (tripping), :41; W — Olivia Jakiel (interference), 2:46; W — Knight (hooking), 6:25; M — Jesse Scanzano (hooking), 7:30; M — Kelley Steadman (roughing), 14:50; W — Mallory Deluce (roughing), 14:50; M — Schols (hooking), 15:33.

**Third Period:** W — Malee Windmeier (Jasmine Giles, Duggan), 3:26; W — Knight (Lawler, Keseley), 5:38. **Penalties:** W — Carolyne Prevost (tripping), 7:01; W — Rachel Bible (checking), 12:00; W — Bible (misconduct), 12:00; M — Bailey Bram (slashing), 12:19; W — Windmeier (hooking), 16:49; W — Matthews (hooking), 18:57.

**Shots on goal:** Mercyhurst 9-10-18 — 37; Wisconsin 7-16-9 — 32. **Saves:** Mercyhurst (Hillary Pattenden) 27; Wisconsin (Jessie Vetter) 37. **Total Penalties:** Mercyhurst 6 for 12 minutes; Wisconsin 9 for 26 minutes. **Power Plays:** Mercyhurst 0 for 7; Wisconsin 1 for 5. **Officials:** Referees — Dean Gilbert, Derek Zuckerman; Assistant Referees — Todd Aldous, Larry Legault. **Attendance:** 2,437.



**2009 Wisconsin — Front row (left to right):** Alycia Matthews, Jessie Vetter, Angie Keseley. **Second row:** Carla Pentimone, Jasmine Giles, Erika Lawler, Kayla Hagen. **Third row:** Kelly Nash, Kyla Sanders, Emily Kranz, Malee Windmeier, Alannah McCready, Rachel Bible, Meghan Duggan. **Fourth row:** Olivia Jakiel, Maria Evans, Anne Dronen, Hilary Knight, Carolyne Prevost, Brittany Haverstock, Brooke Ammerman, Mallory Deluce, Nikki Kaasa, Assistant Coach Tracey Cornell, Student Manager Phoebe Turner. **Back row:** Team Doctor Alison Brooks, Student Manager Kate Borman, Team Trainer Jen Pepoy, Assistant Coach Dan Koch, Volunteer Video Assistant Adam Augustine, Volunteer Assistant Coach Mark Greenhalgh, Sports Information Director Jacqueline Boscacci, Director of Operations Paul Hickman, Mascot Bucky the Badger, Associate Athletics Director Sean Frazier, Head Coach Mark Johnson, Athletics Director Barry Alvarez.

## 2010 CHAMPIONSHIP GAME, MARCH 21 AT MINNEAPOLIS

### MINN. DULUTH 3, CORNELL 2 (3OT)

Cornell	0	1	1	0	0	0	—	2
Minn. Duluth	0	0	2	0	0	1	—	3

**First Period:** No scoring. **Penalties:** MD — Tara Gray (checking), 3:13; C — Karlee Overguard (tripping), 16:33.

**Second Period:** C — Melanie Jue (Lauriane Rougeau, Laura Fortino), 13:44 (pp). **Penalties:** MD — Vanessa Thibault (cth roughing), 1:22; C — Rougeau (tripping), 1:39; MD — Laura Fridfinnson (hooking), 2:35; C — Amanda Young (hooking), 7:04; MD — Jessica Wong (cross-checking), 11:23; MD — Jocelyne Larocque (cross-checking), 12:48; C — Kendice Ogilvie (checking), 19:11.


**Third Period:** MD — Emmanuelle Blais (Saara Tuominen, Jaime Rasmussen), :18 (pp); MD — Rasmussen (Tuominen, Audrey Courmoyer), 14:42 (pp); C — Jue (Fortino, Overguard), 16:30. **Penalties:** C — Jue (checking), 6:16; C — Laura Danforth (rth roughing), 13:59; C — Danforth (hooking), 16:42.

**First Overtime:** No scoring. **Penalties:** MD — Rasmussen (checking), 5:25; C — Chelsea Karpenko (cth elbowing), 6:02.

**Second Overtime:** No scoring. **Penalties:** None.

**Third Overtime:** MD — Wong (Gray, Mariia Posa), 19:26. **Penalties:** C — Rougeau (tripping), 17:20.

**Shots on goal:** Cornell 11-11-8-11-4-6 — 51; Minn. Duluth 9-8-11-12-10-14 — 64. **Saves:** Cornell (Amanda Mazzotta) 61; Minn. Duluth (Jennifer Harss) 49. **Total Penalties:** Cornell 9 for 18 minutes; Minn. Duluth 6 for 12 minutes. **Power Plays:** Cornell 1 for 6; Minn. Duluth 2 for 8. **Officials:** Referees — Derek Zuckerman, Dan Lick; Assistant Referees — Alicia Hanrahan, Kristine Langley. **Attendance:** 1,473.



**2010 Minn. Duluth — Front row (left to right):** Lana Steck, Jennifer Harss, Laura Fridfinnson. **Second row:** Vanessa Thibault, Tara Gray, Saara Tuominen, Emmanuelle Blais, Jaime Rasmussen. **Third row:** Jessica Wong, Katie Gilderman, Jocelyne Larocque, Sarah Murray. **Fourth row:** Director of Hockey Operations Jennifer Banford, Amy Gilbertson, Mariia Posa, Stephanie Lenz, Audrey Courmoyer, Kacy Ambroz, Katie Wilson, Kirsti Hakala, Assistant Coach Michelle McAteer, Equipment Manager Julianne Vasichuk. **Back row:** Head Coach Shannon Miller, Libby Guzzo, Video Assistant Myriam Trepanier, Sports Information Director Kelly Grgas-Wheeler, Gina Dodge, Katherine Martin, Assistant Coach Laura Schuler, Goalkeeper Coach Brant Nicklin.

## 2011 CHAMPIONSHIP GAME, MARCH 20 AT ERIE, PA.

### WISCONSIN 4, BOSTON U. 1


Boston U.	0	1	0	—	1
Wisconsin	0	2	2	—	4

**First Period:** No scoring. **Penalties:** W — Kelly Nash (slashing), 4:48; B — Taylor Holze (hooking), 8:59; B — Lauren Cherewyk (elbowing), 17:33.

**Second Period:** W — Carlyne Prevost (Alev Kelter, Stefanie McKeough), 2:25; W — Brooke Ammerman (Brianna Decker, Meghan Duggan), 15:36 (pp); B — Marie-Philip Poulin, 16:00. **Penalties:** B — Tara Watchorn (body checking), 14:53.

**Third Period:** W — Mallory Deluce (Hilary Knight), 16:37; W — Prevost (empty net), 19:42. **Penalties:** None.

**Shots on goal:** Boston U. 4-4-8 — 16; Wisconsin 10-18-8 — 36. **Saves:** Boston U. (Kerrin Sperry) 32; Wisconsin (Alex Rigsby) 15. **Total Penalties:** Boston U. 3 for 6 minutes; Wisconsin 1 for 2 minutes. **Power Plays:** Boston U. 0 for 1; Wisconsin 1 for 3. **Officials:** Referees — Julie Piacentini, Dan Lick; Assistant Referees — Tim Kerrigan, Chris Leavitt. **Attendance:** 3,965.



**2011 Wisconsin — Front row (left to right):** Anne Dronen, Alex Rigsby, Nikki Kaasa. **Second row:** Mallory Deluce, Becca Ruegsegger, Hilary Knight, Geena Prough, Meghan Duggan, Derya Kelter, Brianna Decker, Kelly Nash. **Third row:** Assistant Coach Tracey DeKeyser, Madison Packer, Brooke Ammerman, Alev Kelter, Carla Pentimone, Stefanie McKeough, Carlyne Prevost, Saige Pacholok, Laurel Miller, Head Coach Mark Johnson, Assistant Coach Jackie Friesen, Team Physician Dr. Alison Brooks. **Fourth row:** Student Athletic Trainer John Badagliacco, Team Manager Nichole Whetter, Kelly Jaminski, Lauren Unser, Breann Frykas, Brittany Haverstock, Brittany Ammerman, Assistant Coach Mark Greenhalgh, Athletic Trainer Denny Helwig, Athletics Communications Assistant Mandy Hansen. **Back row:** Director of Hockey Operations Paul Hickman, Natalie Berg, Senior Associate Athletics Director Sean Frazier, Strength and Conditioning Coach Jim Snider.

## 2012 CHAMPIONSHIP GAME, MARCH 18 AT DULUTH, MINN.

### MINNESOTA 4, WISCONSIN 2


Minnesota	3	0	1	—	4
Wisconsin	2	0	0	—	2

**First Period:** M — Amanda Kessel (Baylee Gillanders, Sarah Davis), 8:45; M — Sarah Erickson (Davis, Emily West), 11:23; W — Stefanie McKeough (Hilary Knight, Brooke Ammerman), 14:03 (pp); W — Ammerman (Carlyne Prevost), 15:43; M — West, 18:28 (ps). **Penalties:** M — West (holding), 12:06; M — Kessel (tripping), 15:43; M — Kelly Terry (tripping), 16:42; W — Brittany Haverstock (tripping), 18:28.

**Second Period:** No scoring. **Penalties:** M — Kelly Seeler (roughing), 16:47.

**Third Period:** M — Erickson (Seeler), 3:57. **Penalties:** W — Alev Kelter (tripping), 1:02; M — West (holding), 17:05.

**Shots on goal:** Minnesota 9-7-9 — 25; Wisconsin 10-14-20 — 44. **Saves:** Minnesota (Noora Raty) 42; Wisconsin (Alex Rigsby) 21. **Total Penalties:** Minnesota 5 for 10 minutes; Wisconsin 2 for 4 minutes. **Power Plays:** Minnesota 0 for 1; Wisconsin 1 for 5. **Officials:** Referees — Jay Mendel, Robert Luwig; Assistant Referees — Tom Jerome, Dave Spivey. **Attendance:** 2,439.



**2012 Minnesota — Front row (left to right):** Shyler Sletta, Sarah Erickson, Kelly Seeler, Anne Schleper, Emily West, Alyssa Grogan. **Second row:** Noora Raty, Sarah Davis, Kelly Terry, Stephanie Anderson, Becky Kortum, Mira Jalosuo, Meghan Lorence. **Third row:** Ashley Stenerson, Nikki Ludwigson, Rachael Bona, Baylee Gillanders, Katie Frischmann. **Fourth row:** Jen Schoullis, Amanda Kessel, Rachel Ramsey, Megan Bozek, Bethany Brausen. **Back row:** Former Athletics Director Joel Maturi, Assistant Coach Nadine Muzerall, Director of Operations Eric Bakke, Assistant Director of Athletic Communications Sara Berhow, Athletic Trainer Amy Hamilton, Team Doctor Dr. Alicia Harrison, Equipment Manager Kate Bockenstedt, Associate Athletics Director Tom McGinnis, Volunteer Coach Andy Kent, Assistant Coach Joel Johnson, Strength and Conditioning Coach Cal Dietz, Head Coach Brad Frost.



## 2013 CHAMPIONSHIP GAME, MARCH 24 AT MINNEAPOLIS

### MINNESOTA 6, BOSTON U. 3

Boston U.	1	0	2	—	3
Minnesota	2	2	2	—	6

**First Period:** MN — Mira Jalosuo (Rachel Ramsey, Sarah Davis), 11:38 (pp); MN — Hannah Brandt (Amanda Kessel, Baylee Gillanders), 18:32 (sh); BU — Sarah Lefort (Shannon Stoneburgh, Marie-Philip Poulin), 18:48 (pp). **Penalties:** BU — Kaleigh Fratkin (cross-checking), 10:21; MN — Ramsey (hooking), 16:48.

**Second Period:** MN — Kessel (Maryanne Menefee, Ramsey), 16:02; MN — Milica McMillen (Menefee, Megan Bozek), 19:48 (pp). **Penalties:** MN — Gillanders (checking), 16:37; BU — Jill Cardella (elbowing), 18:13.

**Third Period:** BU — Poulin (Shannon Doyle, Cardella), 1:48 (pp); MN — Ramsey (Menefee, Kessel), 15:27; BU — Jenelle Kohanchuk (Fratkin, Kathryn Miller), 17:08; MN — Kessel, 19:11 (en). **Penalties:** MN — Davis (slashing), 1:35; MN — McMillen (interference), 3:50; BU — Kayla Tutino (boarding), 7:28; BU — Kohanchuk (hooking), 11:32.

**Shots on goal:** Boston U. 11-7-6 — 24; Minnesota 11-7-11 — 29. **Saves:** Boston U. (Kerrin Sperry) 23; Minnesota (Noora Raty) 21. **Total Penalties:** Boston U. 4 for 8 minutes; Minnesota 4 for 8 minutes. **Power Plays:** Boston U. 2 for 4; Minnesota 2 for 4. **Officials:** Referees — Bryan Hicks, Cam Lynch; Assistant Referees — Will Harrop, Jamie Colacino. **Attendance:** 3,400.



**2013 Minnesota - Front row (left to right):** Samantha Downey, Bethany Brausen, Baylee Gillanders, Noora Raty, Rachel Ramsey, Shyler Sletta. **Second Row:** Amanda Leveille, Katie Frischmann, Becky Kortum, Megan Bozek, Milica McMillen. **Third Row:** Mira Jalosuo, Sarah Davis, Maryanne Menefee, Hannah Brandt, Brook Garzone, Rachael Bona, Amanda Kessel, Kelly Terry. **Fourth Row:** Lee Stecklein, Meghan Lorence, Jordyn Burns. **Back Row (Staff):** Assistant Coach Nadine Muzerall, Athletic Trainer Debbie Dalsin, Equipment Manager Kate Bockenstedt, Dr Suzanne Hecht, Director of Hockey Operations Eric Bakke, President Eric Kaler, Head Coach Brad Frost, Director of Athletics Norwood Teague, Associate Athletic Director Tom McGinnis, Volunteer Goalie Coach Andy Kent, Communications Director Cory Hall, Goldy, Assistant Coach Joel Johnson, Strength and Conditioning Coach Cal Dietz.

## 2014 CHAMPIONSHIP GAME, MARCH 23 AT HAMDEN, CONN.

### CLARKSON 5, MINNESOTA 4

Clarkson	2	1	2	—	5
Minnesota	1	2	1	—	4

**First Period:** M — Sarah Davis (Rachael Bona), 9:40; C — Christine Lambert (Shannon MacAulay), 18:37; C — Shelby Nisbet (Jennifer Shields, Cayley Mercer), 19:40. **Penalties:** C — Jamie Lee Rattray (checking), 13:26; M — Rachel Ramsey (hooking), 19:40.

**Second Period:** C — Rattray (MacAulay, Brittany Styner), 0:38 (pp); M — Maryanne Menefee (Dani Cameranesi, Kelly Terry), 6:09 (pp); M — Bona (Megan Wolfe, Kate Schipper), 7:57. **Penalties:** C — Renata Fast (interference), 5:22; C — Cayley Mercer (cross-checking), 15:17; C — Styner (hooking), 18:16.

**Third Period:** C — Vanessa Plante (Vanessa Gagnon, Rattray), 11:32; C — MacAulay, 15:44 (pp); M — Baylee Gillanders (Terry), 16:19. **Penalties:** C — Gagnon (tripping), 2:27; M — Kelsey Cline (interference), 7:45.

**Shots on goal:** Clarkson 10-5-13 — 28; Minnesota 12-14-12 — 38. **Saves:** Clarkson (Erica Howe) 34; Minnesota (Amanda Leveille) 23. **Total Penalties:** Clarkson 5 for 10 minutes; Minnesota 2 for 4 minutes. **Power Plays:** Clarkson 1 for 2; Minnesota 1 for 5. **Officials:** Referees — Tom Quinn, Chris Leavitt; Assistant Referees — Bob Sloper, Tim Daley. **Attendance:** 3,573.



**2014 Clarkson — (alphabetical):** Alana Alpert (athletic trainer), Erin Ambrose, Genevieve Bannon, Jenna Boss, Matt Desrosiers (co-head coach), Shannon Desrosiers (co-head coach), Renata Fast, Logan Fischer (equipment manager), Vanessa Gagnon, Jessica Gillham, Emily Horn, Erica Howe, Olivia Howe, Corie Jacobson, McKenzie Johnson, Tad Johnson (strength and conditioning coach), Matt Kelly (assistant coach) Christine Lambert, Shannon MacAulay, Daniella Matteucci, Carly Mercer, Cayley Mercer, Shelby Nesbit, Vanessa Plante, Jamie Lee Rattray, Jennifer Shields, Brittany Styner,



## 2015 CHAMPIONSHIP GAME, MARCH 22 AT MINNEAPOLIS

### MINNESOTA 4, HARVARD 1

Harvard	0	0	1	—	1
Minnesota	1	0	3	—	4

**First Period:** M — Megan Wolfe (Dani Cameranesi, Rachael Bona), 19:09. **Penalties:** M — Kate Schipper (tripping), 1:46; H — Hillary Crowe (checking), 4:14; H — Sydney Daniels (checking), 12:39; M — Cameranesi (hooking), 13:19; M — Brook Garzone (tripping), 16:03.

**Second Period:** No scoring. **Penalties:** H — Kalley Armstrong (checking), 12:06.

**Third Period:** M — Hannah Brandt (Maryanne Menefee), 8:50; H — Sarah Edney (Michelle Picard), 15:06; M — Meghan Lorence (Kelly Pannek), 16:54; M — Bona (Lee Stecklein, Amanda Leveille), 18:12 (en). **Penalties:** H — Lyndsey Fry (checking), 18:32.

**Shots on goal:** Harvard 6-8-6 — 20; Minnesota 14-11-8 — 33. **Saves:** Harvard (Emerance Maschmeyer) 29; Minnesota (Amanda Leveille) 19. **Total Penalties:** Harvard 4 for 8 minutes; Minnesota 3 for 6 minutes. **Power Plays:** Harvard 0 for 3; Minnesota 0 for 4. **Officials:** Referees — Shane Belanger, Tom Quinn; Assistant Referees — Paul Sacco, Adam Staniech. **Attendance:** 3,400.



**2015 Minnesota — Front row (L to R):** Lee Stecklein, Kate Schipper, Amanda Leveille, Meghan Lorence, Rachel Ramsey, Rachael Bona, Shyler Sletta, Sidney Peters. **Second row:** Student Manager Kalley Ravndalen, Milica McMillen, Brook Garzone, Hannah Brandt, Paige Haley, Kate Flug, Kelly Pannek, Megan Wolfe. **Third row:** Cara Piazza, Sydney Baldwin, Dani Cameranesi, Nina Rodgers, Kelsey Cline, Maryanne Menefee, Athletic Communications Assistant Director Mandy Hansen, Athletic Trainer Jaime Hall, Associate Head Coach Joel Johnson. **Back row:** President Eric Kaler, Head Coach Brad Frost, Volunteer Assistant Coach Andy Kent, Athletic Director Norwood Teague, Assistant Coach Nadine Muzerall, Strength and Conditioning Coach Cal Dietz, Director of Operations Eric Bakke, Goldy Gopher, Associate Athletic Director Tom McGinnis, Equipment Manager Brent Proulx

## 2016 CHAMPIONSHIP GAME, MARCH 20 AT DURHAM, N.H.

### MINNESOTA 3, BOSTON COLLEGE 2


Minnesota	1	0	2	—	3
Boston College	0	0	1	—	2

**First Period:** M — Sarah Potomak (Hannah Brandt, Megan Wolfe), :13. **Penalties:** BC — Grace Bizal (hooking), 8:45.

**Second Period:** No scoring. **Penalties:** M — Lee Stecklein (interference), 6:21; M — Wolfe (high-sticking), 7:18; BC — Makenna Newkirk (holding), 8:05.

**Third Period:** M — Amanda Kessel (Potomak), 8:31; M — Kelly Pannek (Stecklein), 13:12; BC — Newkirk (Megan Keller, Andie Anastos), 14:07. **Penalties:** BC — Dana Trivigno (checking), 1:25; M — Taylor Williamson (cross-checking), 4:28; M — Dani Cameranesi (tripping), 9:30.

**Shots on goal:** Minnesota 12-15-7 — 34; Boston College 12-14-7 — 33. **Saves:** Minnesota (Amanda Leveille) 32; Boston College (Katie Burt) 31. **Total Penalties:** Minnesota 4 for 8 minutes; Boston College 3 for 6 minutes. **Power Plays:** Minnesota 0 for 3; Boston College 0 for 4. **Officials:** Referees — Bryan Hicks, Derek Zuckerman; Assistant Referees — James Shea, Kyle Smiley. **Attendance:** 3,211.



**2016 Minnesota — Front row (L to R):** Kate Schipper, Milica McMillen, Sophie Skarzynski, Hannah Brandt, Lee Stecklein, Amanda Kessel, Kelsey Cline, Caitlin Riley, Taylor Williamson, Amanda Leveille, Emma May. **Second row (L to R):** Assistant Coach Nadine Muzerall, Athletic Trainer Jaime Hall, Kelly Pannek, Brook Garzone, Sydney Baldwin, Megan Wolfe, Nina Rodgers, Cara Piazza, Dani Cameranesi, Sierra Smith, Paige Haley, Sarah Potomak, Sidney Peters. **Back row (L to R):** Goldy Gopher, Tianna Gunderson, Anna Barlow, Strength and Conditioning Coach Cal Dietz, Associate Athletics Director Tom McGinnis, Director of Operations Dean Thibodeau, Athletic Communications Assistant Director Mandy Hansen, Volunteer Assistant Coach Andy Kent, Interim Athletics Director Beth Goetz, Nicole Schammel, Assistant Coach Joel Johnson, Equipment Manager Brent Proulx, Head Coach Brad Frost.

## 2017 CHAMPIONSHIP GAME, MARCH 19 AT ST. CHARLES, MO.

### CLARKSON 3, WISCONSIN 0

Clarkson	0	1	2	—	3
Wisconsin	0	0	0	—	0

**First Period:** No scoring. **Penalties:** W — Annie Pankowski (hooking), 11:25; W — Mikaela Gardner (tripping), 18:55.

**Second Period:** C — Savannah Harmon (Genevieve Bannon, Ella Shelton), 0:27. **Penalties:** W — Emily Clark (interference), 10:19.

**Third Period:** C — Cayley Mercer (Loren Gabel, Bannon), 16:56; C — Mercer, 19:16. **Penalties:** C — Shelton (tripping), 3:18; C — Shelton (tripping), 12:19.

**Shots on goal:** Clarkson 3-11-6 — 20; Wisconsin 6-17-18 — 41. **Saves:** Clarkson (Shea Tiley) 41; Wisconsin (Ann-Renee Desbiens) 17. **Total Penalties:** Clarkson 2 for 4 minutes; Wisconsin 3 for 6 minutes. **Power Plays:** Clarkson 1 for 3; Wisconsin 0 for 2. **Officials:** Referees — Tom Quinn, Rick Santilli; Assistant Referees — Tim Daley, Paul Sacco. **Attendance:** 3,016.



**2017 Clarkson — Front row (L to R):** Shea Tiley, Lauren Lefler, Assistant Coach Tony Maci, Cayley Mercer, Head Coach Matt Desrosiers, Savannah Harmon, Assistant Coach Britni Smith, Genevieve Bannon, McKenzie Johnson. **Second row (L to R):** Strength and Conditioning Coach Tad Johnson, Katelyn Fournier, Jessica Gilham, Rhyen McGill, Cassidy Vinkle, Brielle Bellerive, Ella Shelton, Amanda Titus, Emma Keenan, Corie Jacobson, Manager Logan Fischer. **Back row (L to R):** Athletic Trainer Alana Alpert, Katherine Beaumier, Kelly Mariani, Taylor Turnquist, Michaela Pejzlova, Loren Gabel, Josiane Pozzebon, Jenna Brenneman, Equipment Manager Jason Smits.

## 2018 CHAMPIONSHIP GAME, MARCH 18 AT MINNEAPOLIS

### CLARKSON 2, COLGATE 1 (OT)

Colgate	0	1	0	0	—	1
Clarkson	1	0	0	1	—	2

**First Period:** CL — Cassidy Vinkle (Kelly Mariani), 16:29. **Penalties:** CO — Annika Zalewski (tripping), 1:19; CO — Malia Schneider (boarding), 18:11.

**Second Period:** CO — Schneider (Olivia Zafuto, Breanne Wilson-Bennett), 2:27. **Penalties:** CL — Lauren Lefler (tripping), 8:29; CO — Shelby Wood (tripping), 11:31; CL — Josiane Pozzebon (roughing), 15:41.

**Third Period:** No scoring. **Penalties:** CO — Zafuto (hooking), 5:31; CL — Rhyen McGill (holding), 5:31.

**Overtime:** CL — Elizabeth Giguere, 7:55. **Penalties:** None.

**Shots on goal:** Colgate 10-11-7-0 — 28; Clarkson 15-8-13-1 — 37. **Saves:** Colgate (Julia Vandyk) 35; Clarkson (Shea Tiley) 27. **Total Penalties:** Colgate 4 for 8 minutes; Clarkson 3 for 6 minutes. **Power Plays:** Colgate 0 for 2; Clarkson 0 for 3. **Officials:** Referees — Scott Roth, Robert Ludwig; Assistant Referees — Mike Mueller, Glendon Seal. **Attendance:** 2,992.



**2018 Clarkson — Front row (l-r):** Jenna Brenneman, Lauren Lefler (assistant captain), Tony Maci (assistant coach), Amanda Titus (assistant captain), Matt Desrosiers (head coach), Savannah Harmon (captain), Britni Smith (assistant coach), Cassidy Vinkle (assistant captain), Shea Tiley (assistant captain). **Middle row:** Alana Alpert (trainer), Tad Johnson (strength & conditioning coach), Loren Gabel, Taylor Turnquist, Rhyen McGill, Kristy Pidgeon, Ella Shelton, Elizabeth Giguere, Katelyn Fournier, Emma Kennan, Bryan Warner (video manager), George Frank (equipment manager). **Back row:** Michaela Boyle, Katherine Beaumier, Josiane Pozzebon, Avery Mitchell, Michaela Pejzlova, Meaghan Hector, Kelly Mariani, Kia Castonguay, Tia Stoddard.



## 2019 CHAMPIONSHIP GAME, MARCH 24 AT HAMDEN, CONN.

### WISCONSIN 2, MINNESOTA 0

Minnesota	0	0	0	—	0
Wisconsin	1	1	0	—	2

**First Period:** WI — Sophia Shaver (Presley Norby, Nicole LaMantia), 10:20. **Penalties:** none.

**Second Period:** WI — Annie Pankowski (Abby Roque), 9:15. **Penalties:** WI — Maddie Rolfes (tripping), 2:54; WI — Britta Curl (cross-checking), 7:23.

**Third Period:** No scoring. **Penalties:** MN — Taylor Heise (interference), 3:24.

**Shots on goal:** Minnesota 8-9-10 — 27; Wisconsin 9-13-10 — 32. **Saves:** Minnesota (Alex Gulstene) 30; Wisconsin (Kristen Campbell) 27. **Total Penalties:** Minnesota 1 for 2 minutes; Wisconsin 2 for 4 minutes. **Power Plays:** Minnesota 0 for 2; Wisconsin 0 for 1. **Officials:** Referees — Katie Guay, Kelly Cooke; Assistant Referees — Amanda Tassoni, Delaney Harrop. **Attendance:** 3,423.



**2019 Wisconsin:** Head Coach Mark Johnson, Associate Head Coach Dan Koch, Assistant Coach Jackie Crum, Assistant Coach Mark Greenhalgh, Breanna Blesi, Grace Bowlby, Natalie Buchbinder, Kristen Campbell, Nikki Cece, Emily Clark, Sam Cogan, Britta Curl, Delaney Drake, Mikaela Gardner, Nicole LaMantia, Alexis Mauermann, Presley Norby, Annie Pankowski, Brette Pettet, Maddie Rolfes, Abby Roque, Maddie Rowe, Caitlin Schneider, Sophia Shaver, Sophie Shirley, Mekenzie Steffen.

## 2021 CHAMPIONSHIP GAME, MARCH 20 AT ERIE, PA.

### WISCONSIN 2, NORTHEASTERN 1 (OT)

Northeastern	0	0	1	0	—	1
Wisconsin	0	0	1	1	—	2

**First Period:** No scoring. **Penalties:** none.

**Second Period:** No scoring. **Penalties:** WI — Katie Kotlowski (tripping), 3:37; NEU — Alina Mueller (holding), 7:37; WI — Lacey Eden (interference), 9:08; WI — Team (too many players on ice), 11:23.

**Third Period:** WI — Makenna Websiter (Casey O'Brien), 11:00; NEU — Chloe Aurard (Mueller, Brooke Hobson). **Penalties:** WI — Britta Curl (cross-checking), 14:38.

**Overtime:** WI — Daryl Watts (Nicole LaMantia), 3:16. **Penalties:** none.

**Shots on goal:** Northeastern 9-6-9-0 — 25; Wisconsin 9-11-13-2 — 37. **Saves:** Northeastern (Aerin Frankel) 35; Wisconsin (Kennedy Blair) 24. **Total Penalties:** Northeastern 1 for 2 minutes; Wisconsin 4 for 8 minutes. **Power Plays:** Northeastern 0 for 4; Wisconsin 0 for 1. **Officials:** Referees — Katie Guay, Derek Zuckerman; Assistant Referees — Coby Munson, Ryan Chauvin. **Attendance:** 778.



**2021 Wisconsin:** Head Coach Mark Johnson, Associate Head Coach Dan Koch, Assistant Coach Jackie Crum, Volunteer Coach Mark Greenhalgh, Kennedy Blair, Grace Bowlby, Natalie Buchbinder, Britta Curl, Delaney Drake, Lacey Eden, Chayla Edwards, Jane Gervais, Sophie Helgeson, Katie Kotlowski, Cami Kronish, Nicole Lamantia, Kendra Nealey, Casey O'Brien, Brette Pettet, Marianne Picard, Maddie Posick, Caitlin Schneider, Grace Shirley, Sophie Shirley, Mayson Toft, Daryl Watts, MaKenna Webster, Maddi Wheeler, Sarah Wozniewicz

## 2022 CHAMPIONSHIP GAME, MARCH 20 AT UNIVERSITY PARK, PA.

### OHIO ST. 3, MINN. DULUTH 2

Minn. Duluth	0	1	1	—	2
Ohio St.	0	1	2	—	3

**First Period:** No scoring. **Penalties:** None.

**Second Period:** OSU — Paetyn Levis (Clair DeGeorge), 4:10. UMD — Naomi Rogge (Kailee Skinner, Taylor Anderson), 12:42 **Penalties:** UMD — Anna Klein (hooking), 3:33.

**Third Period:** OSU — DeGeorge (Levis), :24; UMD — Elizabeth Giguere (Anna Klein), 1:47; OSU — Kenzie Hauswirth, 13:20. **Penalties:** None.

**Shots on goal:** Minn. Duluth 8-5-6 — 19; Ohio St. 10-20-9 — 39. **Saves:** Minn. Duluth (Emma Soderberg) 36; Ohio St. (Amanda Thiele) 17. **Total Penalties:** Minn. Duluth 1 for 2 minutes; Ohio St. none. **Power Plays:** Minn. Duluth none; Ohio St. 1 for 1. **Officials:** Referees — Mike Kachier, Robert Ludwig; Assistant Referees — Aaron Neville, Glendon Seal. **Attendance:** 2,008.



**2022 Ohio St.:** Head Coach Nadine Muzerall, Assistant Coach Kelsey Cline, Volunteer Coach Bailey Seagraves, Strength and Conditioning Coach Chris Friend, Athletic Trainer Kevin Lennon, Lauren Bernard, Brooke Bink, Madison Bizal, Andrea Braendli, Riley Brengman, Jenna Buglioni, Emily Curlett, Clair DeGeorge, Jennifer Gardiner, Teagan Grant, Jamie Grinder, Hadley Hartmetz, Kenzie Hauswirth, Sophie Jaques, Raygan Kirk, Quinn Kuntz, Paetyn Levis, Ramsey Parent, Gabby Rosenthal, Sara Saekkinen, Eve Savander, Liz Schepers, Lexi Templeman, Amanda Thiele, Madisyn Wiebe.

## 2023 CHAMPIONSHIP GAME, MARCH 19 AT DULUTH, MINN.

### WISCONSIN 1, OHIO ST. 0

Wisconsin	1	0	0	—	1
Ohio St.	0	0	0	—	0

**First Period:** WIS — Kirsten Simms (Claire Enright), 13:28. **Penalties:** WIS — Casey O'Brien (elbowing), 9:11; OSU — Gabby Rosenthal (high sticking), 18:23.

**Second Period:** No scoring. **Penalties:** None.

**Third Period:** No scoring.. **Penalties:** OSU — Riley Brengman (roughing), 4:25; OSU — Jenna Buglioni (slashing), 19:58.

**Shots on goal:** Wisconsin 5-11-6 — 22; Ohio St. 16-6-9 — 31. **Saves:** Wisconsin (Cami Kronish) 31; Ohio St. (Amanda Thiele) 21. **Total Penalties:** Wisconsin 1 for 2 minutes; Ohio St. 3 for 6 minutes. **Power Plays:** Wisconsin 0 for 3; Ohio St. 0 for 1. **Officials:** Referees — Kelly Cooke, Chelsea Rapin; Assistant Referees — Laura Schmidlein, Kaitlin Hayes. **Attendance:** 3,940.




**2023 Wisconsin:** Head Coach Mark Johnson, Associate Head Coach Dan Koch, Assistant Coach Jackie Crum, Goaltender Coach Mark Greenhalgh, Athletic Trainer Stefanie Arndt, Jane Gervais, Natalie Buchbinder, Sophie Helgeson, Caroline Harvey, Lacey Eden, Jesse Compber, Sophie Shirley, Laila Edwards, Grace Shirely, Mayson Toft, Claire Enright, Britta Curl, Marianne Picard, Vivian Jungels, Nicole LaMantia, Sarah Wozniwicz, Katie Kotlowski, Chayla Edwards, Casey O'Brien, Kirsten Simms, Maddi Wheeler, Cami Kronish, Chloe Baker.

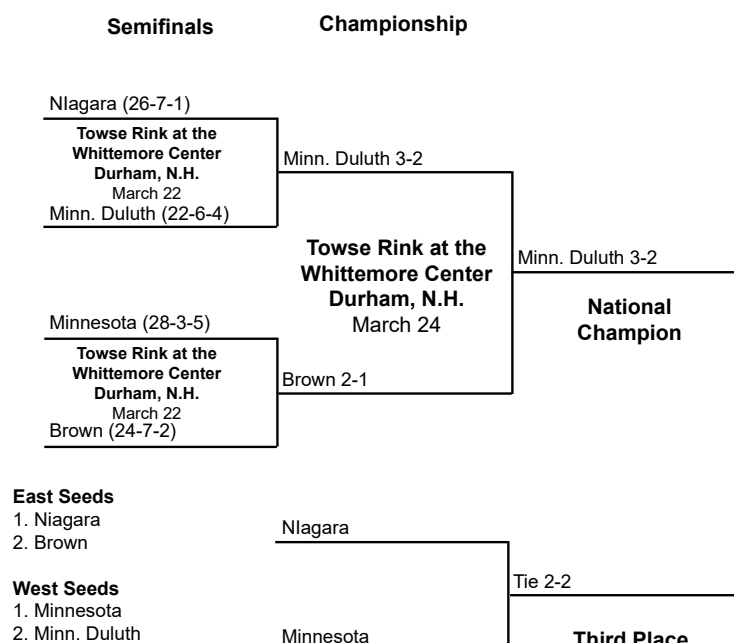
# BRACKETS



## 2001 National Collegiate Women's Ice Hockey Championship



## 2002 National Collegiate Women's Ice Hockey Championship







## 2003 National Collegiate Women's Ice Hockey Championship



### Semifinals

### Championship

Harvard (29-2-1)

**Duluth Entertainment  
and Convention Center  
Duluth, Minn..  
March 21**

Minnesota (27-6)

Harvard 6-1

**Duluth Entertainment  
and Convention Center  
Duluth, Minn..  
March 23**

Minn. Duluth 4-3 (2 ot)

**National  
Champion**

Minn. Duluth (29-3-2)

**Duluth Entertainment  
and Convention Center  
Duluth, Minn..  
March 21**

Dartmouth (26-7)

Minn. Duluth 5-2

### Seeds

1. Minn. Duluth
2. Harvard
3. Minnesota
4. Dartmouth

Minnesota

Dartmouth 4-2

**Third Place**

Dartmouth



## 2004 National Collegiate Women's Ice Hockey Championship



### Semifinals

### Championship

Minnesota (28-4-2)

**Dunkin' Donuts Center  
Providence, R.I.  
March 26**

Dartmouth (24-6-2)

Minnesota 5-1

**Dunkin' Donuts Center  
Providence, R.I.  
March 28**

Minnesota 6-2

**National  
Champion**

St. Lawrence (27-9-1)

**Dunkin' Donuts Center  
Providence, R.I.  
March 26**

Harvard (29-3-1)

Harvard 2-1

### Seeds

1. Minnesota
2. Harvard
3. St. Lawrence
4. Dartmouth

St. Lawrence

St. Lawrence 2-1

**Third Place**

Dartmouth



# 2005 National Collegiate Women's Ice Hockey Championship

## Regionals

## Semifinals

## Championship



\*Minnesota (33-2-2)

March 18

Providence (21-10-5)

Minnesota 6-1

**Towse Rink at the  
Whittemore Center  
Durham, N.H.  
March 25**

Minnesota 7-2

Wisconsin (28-8-1)

March 17

\*Dartmouth (26-6)

Dartmouth 4-3

**Towse Rink at the  
Whittemore Center  
Durham, N.H.  
March 27**

Minnesota 4-3

**National  
Champion**

\*Harvard (24-6-3)

March 19

Mercyhurst (26-6-2)

Harvard 5-4 (3 ot)

**Towse Rink at the  
Whittemore Center  
Durham, N.H.  
March 25**

Harvard 4-1

St. Lawrence (26-7-5)

March 18

\*Minn. Duluth (26-5-2)

St. Lawrence 3-2 (ot)

Dartmouth

St. Lawrence 5-1

**Third Place**

### Seeds

1. Minnesota
2. Minn. Duluth

\* *Host Institution*



# 2006 National Collegiate Women's Ice Hockey Championship

## Regionals

## Semifinals

## Championship

\*New Hampshire (32-2-1)

March 18

Harvard (18-12-4)

New Hampshire 3-1

**Mariucci Arena  
Minneapolis**  
March 24

\*Minnesota (27-10-1)

March 17

Princeton (21-7-4)

Minnesota 4-0

Minnesota 5-4

\*St. Lawrence (30-4-2)

March 18

Minn. Duluth (22-8-3)

St. Lawrence 1-0

**Mariucci Arena  
Minneapolis**  
March 24

\*Wisconsin (33-4-1)

March 18

Mercyhurst (23-7-6)

Wisconsin 2-1 (2 ot)

Wisconsin 1-0

**Mariucci Arena  
Minneapolis**  
March 26

Wisconsin 3-0

**National  
Champion**



### Seeds

1. New Hampshire
2. Wisconsin

\* *Host Institution*



# 2007 National Collegiate Women's Ice Hockey Championship

## Regionals

## Semifinals

## Championship



\*Wisconsin (33-1-4)

March 10

Harvard (23-7-2)

Wisconsin 1-0 (4 ot)

**Olympic Center  
Lake Placid, N.Y.  
March 16**

\*New Hampshire (28-3-5)

March 10

St. Lawrence (28-7-3)

St. Lawrence 6-2

Wisconsin 4-0

**Olympic Center  
Lake Placid, N.Y.  
March 18**

Wisconsin 4-1

**National  
Champion**

\*Mercyhurst (32-1-3)

March 9

Minn. Duluth (22-10-4)

Minn. Duluth 3-2 (ot)

**Olympic Center  
Lake Placid, N.Y.  
March 16**

Minn. Duluth 4-3 (2 ot)

\*Dartmouth (27-4-2)

March 10

Boston College (23-9-2)

Boston College 3-2 (2 ot)

\* *Host Institution*



# 2008 National Collegiate Women's ICE HOCKEY CHAMPIONSHIP

Quarterfinals  
March 14-15

Semifinals  
March 20

Championship  
March 22



Note: All seeded teams will host in the quarterfinals and all game times are local.





## 2009 National Collegiate Women's Ice Hockey Championship

### Quarterfinals

### Semifinals

### Championship





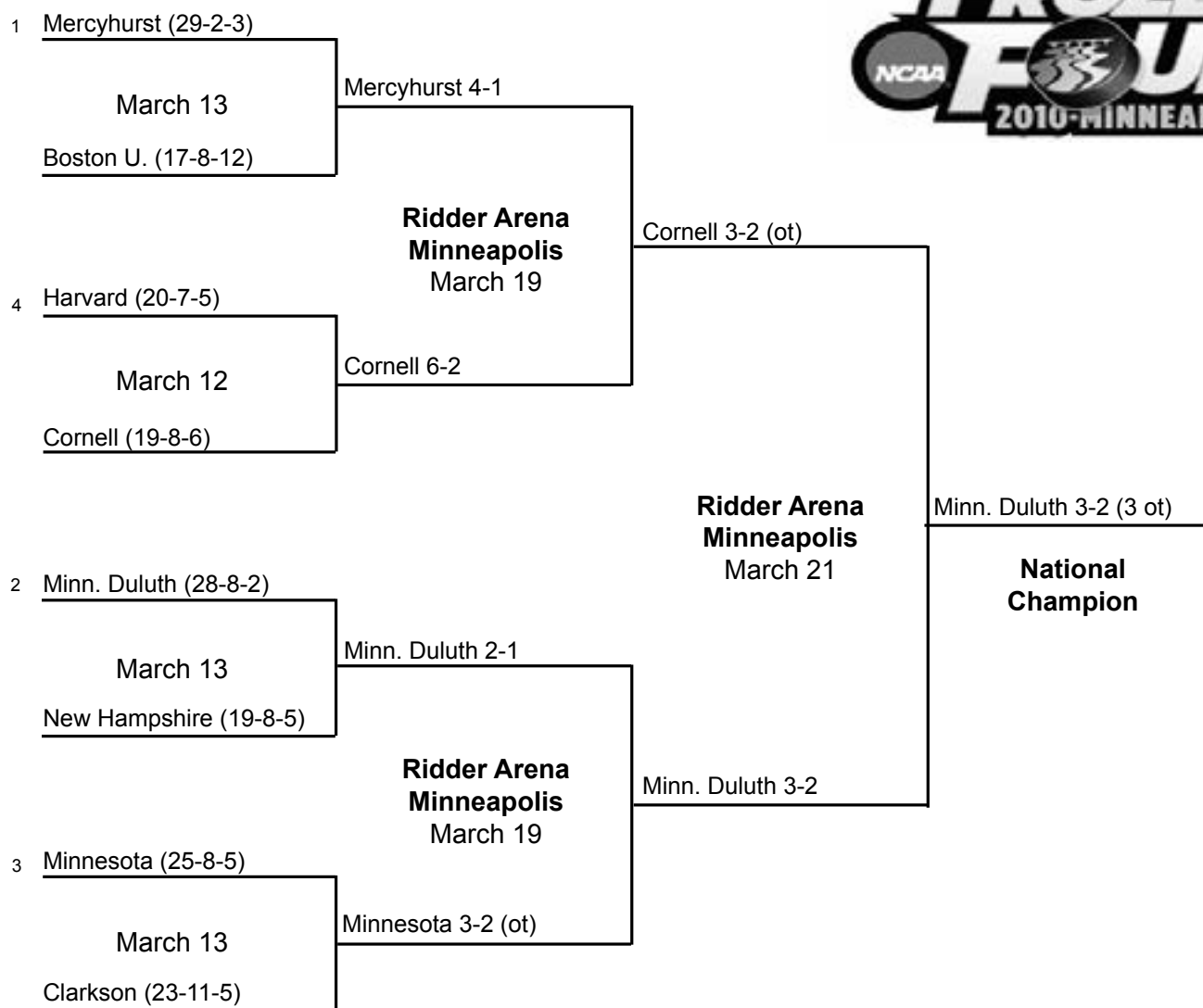


# 2010 National Collegiate Women's Ice Hockey Championship

Quarterfinals

Semifinals

Championship



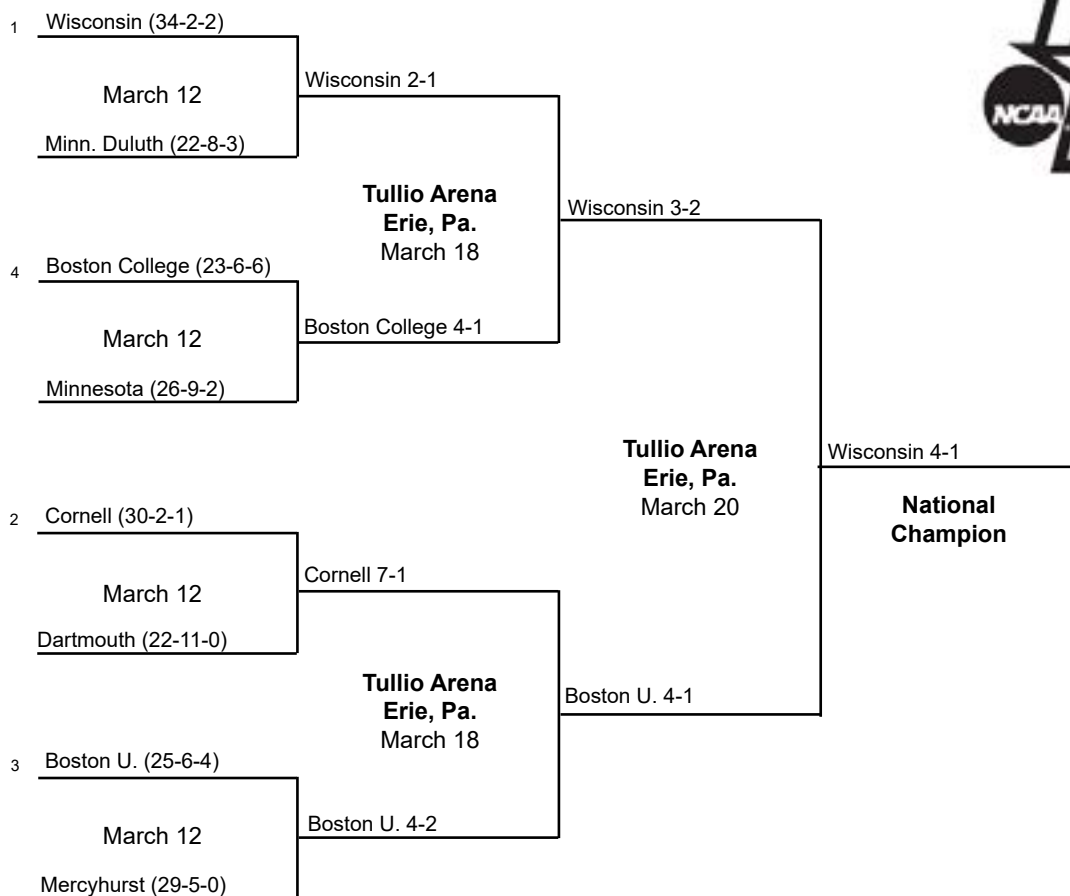


# 2011 National Collegiate Women's Ice Hockey Championship

## Quarterfinals

## Semifinals

## Championship





## 2012 National Collegiate Women's Ice Hockey Championship

### Quarterfinals

### Semifinals

### Championship





# 2013 National Collegiate Women's

## ICE HOCKEY CHAMPIONSHIP

**Quarterfinals**  
March 15 or 16

**Semifinals**  
March 22

**Championship**  
March 24



Note: All game times are Eastern and subject to change.

\* Denotes host institution.



# 2014 National Collegiate Women's ICE HOCKEY CHAMPIONSHIP

**Quarterfinals**  
**March 14 or 15**

**Semifinals**  
**March 21**

**Championship**  
**March 23**



Note: All game times are Eastern and subject to change.

\* Denotes host institution.



## 2015 National Collegiate Women's Ice Hockey Championship

**Quarterfinals**  
March 13 or 14

**Semifinals**  
March 20

**Championship**  
March 22

1 \*Minnesota (31-3-4)

Minnesota 6-2

Rochester Inst. (15-18-5)

4 \*Wisconsin (28-6-4)

Ridder Arena  
Minneapolis  
6 p.m.  
Live on NCAA.com

Wisconsin 5-1

Boston U. (25-8-3)

Minnesota 3-1

Ridder Arena  
Minneapolis  
4 p.m.  
Live on NCAA.com

Minnesota 4-1

**NATIONAL  
CHAMPION**

2 \*Boston College (33-2-2)

Boston College 5-1

Clarkson (24-10-3)

Ridder Arena  
Minneapolis  
9 p.m.  
Live on NCAA.com

Harvard 5-0

Harvard 2-1

3 \*Harvard (25-5-3)

Quinnipiac (26-8-3)



\* Host Institution  
All times are Eastern time.  
Information subject to change.

© 2014 National Collegiate Athletic Association. No commercial use without the NCAA's written permission. The NCAA opposes all forms of sports wagering.





## 2016 National Collegiate Women's Ice Hockey Championship

**Quarterfinals**  
March 11 or 12

**Semifinals**  
March 18

**Championship**  
March 20

1 \*Boston College (38-0-0)

Boston College 5-1

Northeastern (28-8-1)

Whittemore Center Arena  
Durham, NH  
4 p.m. ET

Boston College 3-2 (OT)

4 \*Quinnipiac (30-2-5)

Clarkson 1-0

Clarkson (29-4-5)

Whittemore Center Arena  
Durham, NH  
2 p.m. ET

Minnesota 3-1

**NATIONAL  
CHAMPION**

2 \*Wisconsin (34-3-1)

Wisconsin 6-0

Mercyhurst (19-10-5)

Whittemore Center Arena  
Durham, NH  
7 p.m. ET

Minnesota 3-2 (OT)

3 \*Minnesota (32-4-1)

Minnesota 6-2

Princeton (22-8-2)



\* Host Institution  
All times are Eastern time.  
Information subject to change.

© 2015 National Collegiate Athletic Association. No commercial use without the NCAA's written permission. The NCAA opposes all forms of sports wagering.



## 2017 National Collegiate Women's Ice Hockey Championship



\* Host Institution  
# Home Team  
All times are Eastern time.  
Information subject to change.

© 2017 National Collegiate Athletic Association. No commercial use without the NCAA's written permission. The NCAA opposes all forms of sports wagering.



## 2018 National Collegiate Women's Ice Hockey Championship



\* Host Institution  
 ^ Home Team  
 All times are Eastern time.  
 Information subject to change.

© 2017 National Collegiate Athletic Association. No commercial use without the NCAA's written permission. The NCAA opposes all forms of sports wagering.



## 2019 National Collegiate Women's Ice Hockey Championship



\* Host Institution  
^ Home Team  
All times are Eastern time.  
Information subject to change.



© 2019 National Collegiate Athletic Association. No commercial use without the NCAA's written permission. The NCAA opposes all forms of sports wagering.





## 2020 National Collegiate Women's Ice Hockey Championship

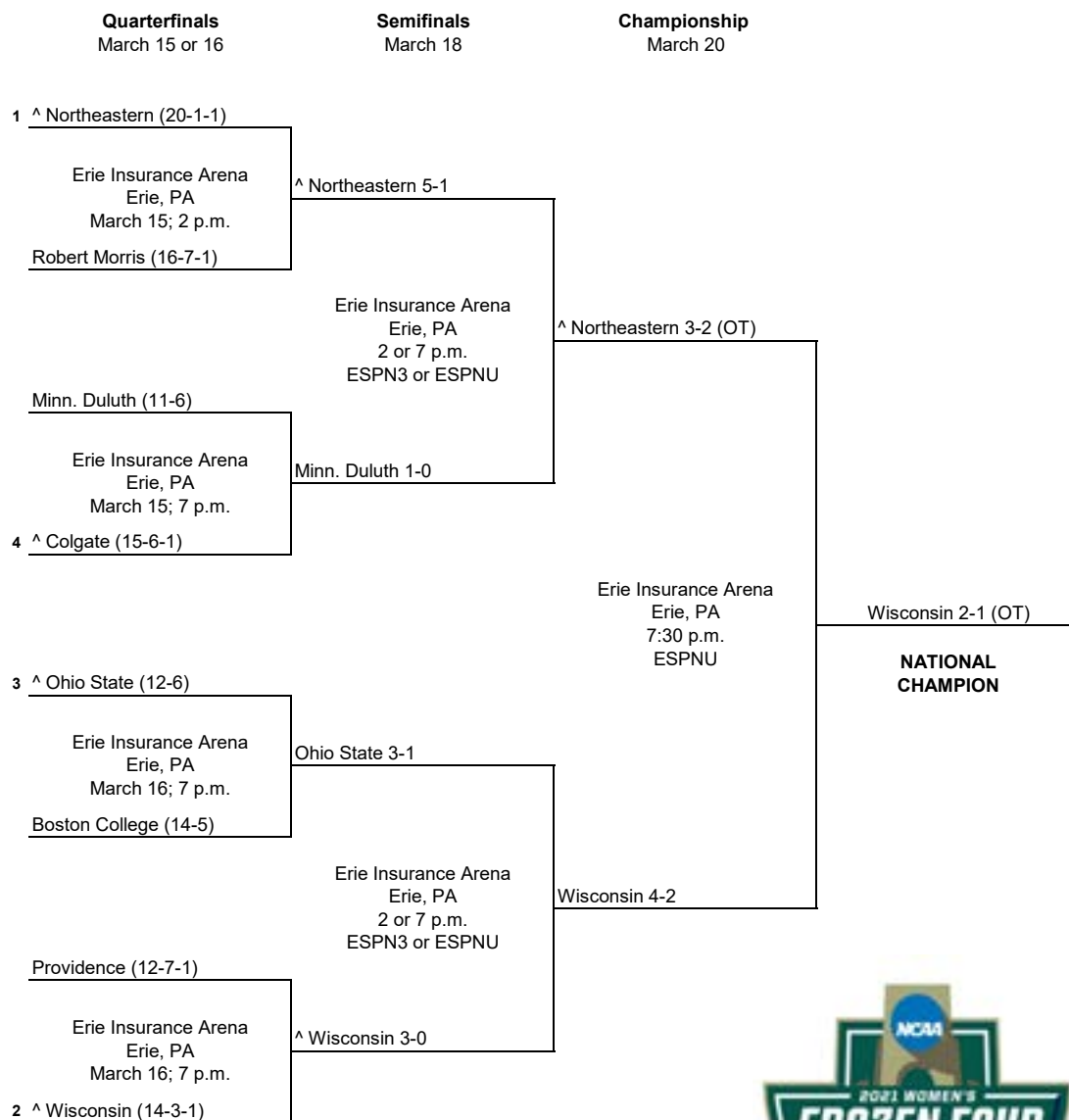


\*Host Institution  
 All times are Eastern time.  
 Information subject to change.

© 2020 National Collegiate Athletic Association. No commercial use without the NCAA's written permission. The NCAA opposes all forms of sports wagering.



## 2021 National Collegiate Women's Ice Hockey Championship



^ Home Team  
All times are Eastern time.  
Information subject to change.

© 2021 National Collegiate Athletic Association. No commercial use without the NCAA's written permission. The NCAA opposes all forms of sports wagering.



## 2022 National Collegiate Women's Ice Hockey Championship



### Boston Seeds

1. Northeastern
2. Wisconsin
3. Clarkson

### Columbus Seeds

1. Ohio St.
2. Quinnipiac
3. Syracuse

### Hamilton Seeds

1. Colgate
2. Yale

### Minneapolis Seeds

1. Minnesota
2. Minn. Duluth
3. Harvard

All times are Eastern time.  
Information subject to change.  
\*Host site.

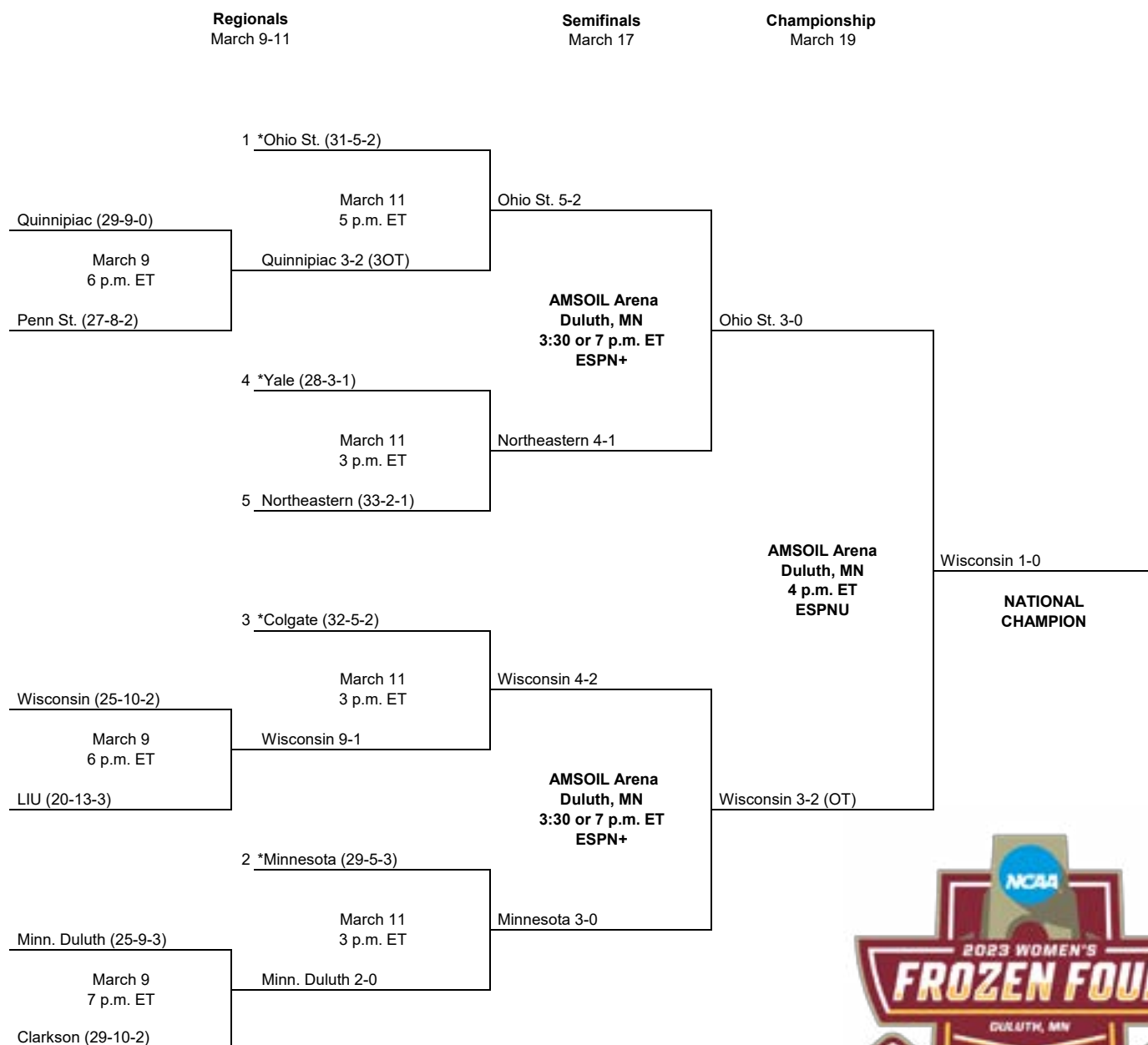
© 2022 National Collegiate Athletic Association. No commercial use without the NCAA's written permission.



**Don't Bet On It.**



## 2023 National Collegiate Women's Ice Hockey Championship



### Columbus Seeds

1. Ohio St. (31-5-2)
2. Quinnipiac (29-9-0)
3. Penn St. (27-8-2)

### Hamilton Seeds

1. Colgate (32-5-2)
2. Wisconsin (25-10-2)
3. LIU (20-13-3)

### Minneapolis Seeds

1. Minnesota (29-5-3)
2. Minn. Duluth (25-9-3)
3. Clarkson (29-10-2)

### New Haven Seeds

1. Yale (28-3-1)
2. Northeastern (33-2-1)

All times are Eastern time.  
Information subject to change.  
\*Host site.

© 2023 National Collegiate Athletic Association. No commercial use without the NCAA's written permission.