

DIVISION III WOMEN'S SOCCER CHAMPIONSHIPS RECORDS BOOK

2022 Championship.....	2
History.....	3
All-Time Results.....	12



2022 CHAMPIONSHIP

FIRST ROUND

[Bryn Athyn 0, Carnegie Mellon 6](#)
[Nazareth 0, Calvin 2](#)
[Greenville 0, Wis.-La Crosse 3](#)
[Concordia Wisconsin 2, Ill. Wesleyan 5](#)
[Westminster \(PA\) 0, Amherst 3](#)
[John Jay 0, Chris. Newport 6](#)
[Westfield St. 2, Emerson 1 \(2\)](#)
[Lesley 0, Johns Hopkins 6](#)
[Piedmont 0, Emory 7](#)
[Puget Sound 0, Va. Wesleyan 3](#)
[Denison 0, Tufts 1](#)
[Wesleyan \(CT\) 1, Cortland 1 \(2\)](#)
[Capital 0, Ithaca 1](#)
[Southern Me. 0, Williams 1](#)
[Calvin 0, Carnegie Mellon 2](#)
[Wis.-Superior 1, Loras 7](#)
[Grinnell 2, Wartburg 5](#)
[Lynchburg 0, Montclair St. 1](#)
[JWU \(Providence\) 1, RIT 3](#)
[Bowdoin 0, Scranton 0 \(3\)](#)
[SUNY Geneseo 1, Trinity \(CT\) 1 \(2\)](#)
[Wash. & Lee 1, Centre 2](#)
[Marywood 0, Misericordia 6](#)
[Rose-Hulman 0, Ohio Northern 1](#)
[St. Catherine 1, WashU 2 \(2\)](#)
[Ill. Wesleyan 0, Wis.-La Crosse 1](#)
[Pomona-Pitzer 1, Trinity \(TX\) 1 \(3\)](#)
[York \(PA\) 0, Western New Eng. 2](#)
[Pacific Lutheran 2, Mary Hardin-Baylor 1](#)
[Rowan 5, Methodist 1](#)
[SUNY Delhi 0, William Smith 12](#)
[Sarah Lawrence 0, MIT 6](#)
[Penn St.-Berks 0, Messiah 3](#)
[Pitt-Greensburg 1, CWRU 6](#)

SECOND ROUND

[Va. Wesleyan 1, Rowan 0](#)
[Ithaca 0, CWRU 6](#)
[Wesleyan \(CT\) 0, Messiah 1](#)
[Williams 0, MIT 0 \(3\)](#)
[Montclair St. 0, Chris. Newport 2](#)
[Amherst 1, RIT 0](#)
[Centre 3, Emory 3 \(3\)](#)
[Trinity \(CT\) 0, Johns Hopkins 4](#)
[Westfield St. 0, Scranton 3](#)
[Ohio Northern 0, Loras 1](#)
[Western New Eng. 1, Misericordia 5](#)
[WashU 3, Wartburg 1](#)
[Pacific Lutheran 0, Trinity \(TX\) 1](#)
[Tufts 0, William Smith 1](#)

SECTIONAL SEMIFINALS

[Scranton 0, Misericordia 2](#)
[Trinity \(TX\) 0, Chris. Newport 1](#)
[William Smith 2, Amherst 1](#)
[Williams 1, Johns Hopkins 2 \(2\)](#)
[Va. Wesleyan 2, Wis.-La Crosse 1](#)
[WashU 2, Carnegie Mellon 1](#)
[Emory 0, Messiah 1](#)
[Loras 1, CWRU 3](#)

SECTIONAL FINALS

[William Smith 2, CWRU 4](#)
[Johns Hopkins 2, Misericordia 0](#)
[Va. Wesleyan 0, Chris. Newport 0 \(2\)](#)
[Messiah 2, WashU 2 \(3\)](#)

SEMIFINALS

[Messiah 1, Johns Hopkins 4](#)
[Va. Wesleyan 0, CWRU 3](#)

CHAMPIONSHIP

[CWRU 1, Johns Hopkins 2](#)

HISTORY

RESULTS

Year	Champion (Record)	Coach	Score	Runner-Up	Host or Site	Championship Game Attendance	Championship Total Attendance
1986	Rochester (NY) (13-2-1)	Terry Gurnett	1-0	Plymouth St.	SUNY Cortland	300	1,874
1987	Rochester (NY) (18-1)	Terry Gurnett	1-0	William Smith	Rochester (NY)	1,106	3,542
1988	William Smith (18-1-1)	Aliceann Wilber	1-0 (2 OT)	UC San Diego	William Smith	800	2,907
1989	UC San Diego (19-1-1)	Brian McManus	3-2 (3 OT)	Ithaca	UC San Diego	1,200	3,461
1990	Ithaca (18-5-2)	Patrick Farmer	1-0 (4 OT, PK)	SUNY Cortland	SUNY Cortland	647	2,948
1991	Ithaca (19-2-3)	Patrick Farmer	2-0	Rochester (NY)	Plymouth St.	409	4,000
1992	SUNY Cortland (17-2-3)	Chris Malone	1-0	UMass Dartmouth	Mary Washington	300	4,471
1993	TCNJ (20-1-3)	Joe Russo	4-0	Plymouth St.	William Smith	600	3,503
1994	TCNJ (15-0)	Joe Russo	4-3 (3 OT)	UC San Diego	UC San Diego	1,025	4,904
1995	UC San Diego (19-2)	Brian McManus	3-0	Methodist	Stockton	713	6,351
1996	UC San Diego (21-1)	Brian McManus	2-1	TCNJ	Amherst	543	7,330
1997	UC San Diego (20-2)	Brian McManus	1-0	William Smith	Elizabethtown	240	9,774
1998	Macalester (22-1-1)	John Leaney	1-0 (4 OT)	TCNJ	Ithaca	230	9,098
1999	UC San Diego (19-1-2)	Brian McManus	1-0	Macalester	Williams	797	9,968
2000	TCNJ (23-1)	Joe Russo	2-1	Tufts	Tufts	1,500	10,558
2001	Ohio Wesleyan (22-1)	Bob Barnes	1-0	Amherst	Ohio Wesleyan	617	14,337
2002	Ohio Wesleyan (24-0)	Bob Barnes	1-0	Messiah	William Smith	548	8,662
2003	SUNY Oneonta (21-1-3)	Tracey Ranieri	2-1 (OT)	UChicago	SUNY Oneonta	811	10,796
2004	*Wheaton (IL) (25-1)	Pete Felske	1-1 (2 OT, PK)	Puget Sound	Greensboro, N.C.	726	13,494
2005	Messiah (22-0-1)	Scott Frey	1-0	TCNJ	Greensboro, N.C.	1,073	14,414
2006	Wheaton (IL) (24-2)	Pete Felske	2-0	TCNJ	Lake Buena Vista, Fla.	420	12,336
2007	Wheaton (IL) (27-0)	Pete Felske	1-0	Messiah	Lake Buena Vista, Fla.	530	12,955
2008	Messiah (24-0-2)	Scott Frey	5-0	Wheaton (IL)	Greensboro, N.C.	877	9,131
2009	Messiah (25-0-1)	Scott Frey	1-0	WashU	San Antonio	470	9,744
2010	Hardin-Simmons (24-0-1)	Marcus Wood	2-1	Messiah	San Antonio	795	17,393
2011	Messiah (23-0-1)	Scott Frey	3-1	Wheaton (IL)	San Antonio	562	13,352
2012	Messiah (24-1-1)	Scott Frey	1-0	Emory	San Antonio	437	12,580
2013	William Smith (23-1-0)	Aliceann Wilber	2-0	Trinity (TX)	San Antonio	654	11,506
2014	*Lynchburg (27-0-1)	Todd Olsen	0-0 (2 OT, PK)	Williams	Kansas City	550	11,754
2015	Williams (20-1-1)	Michelyne Pinard	1-0	WashU	Kansas City	864	NA
2016	*WashU (19-2-3)	Jim Conlon	1-1 (2 OT, 5-4 PK)	Messiah	Salem, Va.	847	NA
2017	Williams (22-1-1)	Michelyne Pinard	1-0	UChicago	Greensboro, N.C.	470	NA
2018	*Williams (19-1-4)	Michelyne Pinard	1-1 (2OT, 3-2 PK)	Middlebury	Greensboro, N.C.	250	NA
2019	Messiah (22-1-3)	Scott Frey	1-0	William Smith	Greensboro, N.C.		
2020	^Canceled						
2021	Chris. Newport (22-0-1)	Jamie Gunderson	2-0	TCNJ	Greensboro, N.C.	865	
2022	Johns Hopkins (23-0-2)	Dan Weiler	2-1	CWRU	Salem, Va.	743	19,385

*Declared champion on the basis of penalty kicks.

^Due to the COVID-19 pandemic, the 2020 championship was canceled.

TEAM CHAMPIONSHIPS

Messiah	6
UC San Diego	5
TCNJ	3
Wheaton (IL)	3
Williams	3
Ithaca	2
Ohio Wesleyan	2
Rochester (NY)	2
William Smith	2
Johns Hopkins	1
Chris. Newport	1

Hardin-Simmons	1
Lynchburg	1
Macalester	1
SUNY Cortland	1
SUNY Oneonta	1
WashU	1

ALL-TOURNAMENT TEAMS

MOP—Most Outstanding Player.

1986

Martha Winter, Rochester (NY) (MOP)

1993

Jacqueline Dirr, TCNJ (MOP offensive)
Danielle Mastrosimone, TCNJ (MOP defensive)
Missy Blaney, TCNJ
Lisa Freda, Plymouth St.
Krista Gerard, TCNJ
Randy Jennings, Plymouth St.
Ele Johnson, UC San Diego
Cyndi Marshall, TCNJ
Kristin Okvist, William Smith
Mary-Bridget Pawlik, Plymouth St.
Carrie Peer, UC San Diego
Allyson Shirtz, William Smith
Cynthia Stone, William Smith

1994

Tracy Pear, TCNJ (MOP offensive)
Jen Hart, TCNJ (MOP defensive)
Missy Blaney, TCNJ
Lisa Cesaro, TCNJ
Kim Crawford, SUNY Geneseo
Kim Faust, TCNJ
Amanda Johnson, UC San Diego
Ele Johnson, UC San Diego
Dawn Lee, UC San Diego
Jennifer Mazzucco, TCNJ
Diana Muchowski, UC San Diego
Trish Parker, N.C. Wesleyan
Carrie Peer, UC San Diego

1995

Ele Johnson, UC San Diego (MOP offensive)
Diana Muchowski, UC San Diego (MOP defensive)
Heather Barbalinardo, Stockton
Michele Brown, Methodist
Beth Freeburg, UC San Diego
Amanda Johnson, UC San Diego
Ruth Keegan, Methodist
Jen Maurer, Methodist
Allison McCarthy, William Smith
Marcy Meagher, William Smith
Carrie Peer, UC San Diego
Alvy Styles, Methodist
Marcie Williams, Stockton

1996

Toni Nunez, UC San Diego (MOP offensive)
Beth Freeburg, UC San Diego (MOP defensive)
Cheryl Adronovitz, TCNJ
Jessica Barry, UChicago
Lisa Buckley, TCNJ
Sarah Fabian, Amherst
Shay Feilen, UChicago
Ele Johnson, UC San Diego
Lauren Johnson, UC San Diego

Daniela Kolarsick, TCNJ
Shaunette Richards, Amherst
Traci Tapp, TCNJ
Christa Wemmer, UC San Diego

1997

Laura Johnson, UC San Diego (MOP offensive)
Kathleen Thelian, William Smith (MOP defensive)
Amy Bender, Elizabethtown
Whitney Brusman, William Smith
Antoinette DeLucia, William Smith
Cindy Dostalek, UC San Diego
Beth Freeburg, UC San Diego
Janine Harispe, UC San Diego
Maricela Ocegueda, UC San Diego
Kim Rausch, William Smith
Lynn Stoeher, WashU
Lori Thomas, WashU
Meredith Uber, Elizabethtown

1998

Kate Ryan-Reiling, Macalester (MOP offensive)
Colleen Caldwell, TCNJ (MOP defensive)
Dana Christopherson, Willamette
Erin DeMarco, Ithaca
Jessica DiManno, Ithaca
Ellen Dully, Macalester
Katie Edmonds, Willamette
Tawni Epperson, Macalester
Holly Harris, Macalester
Victoria Nusse, TCNJ
Traci Tapp, TCNJ
Brianna Vazquez, TCNJ
Liz Heaston, Willamette

1999

Erika Alfredson, UC San Diego (MOP offensive)
Julia Cuder, UC San Diego (MOP defensive)
Carly Androff, Macalaster
Ann Brophy, Williams
Meghan Cavanaugh, Williams
Christina Ciafone, Williams
Onie Elsberry, Macalaster
Christina Grande, TCNJ
Janine Harispe, UC San Diego
Jennifer Hetland, UC San Diego
Elizabeth Hughes, UC San Diego
Kate Ryan-Reiling, Macalester
Vanessa Wong, TCNJ

2000

Denise Buckley, TCNJ (MOP offensive)
Jill DiGiampaolo, Trinity (TX) (MOP defensive)
Erica Adelstein, Trinity (TX)
Molly Cady, Wis.-Stevens Point
Lynn Cooper, Tufts
Melissa Dickey, Trinity (TX)
Margaret Domka, Wis.-Stevens Point
Cara Gabage, TCNJ
Karen Geiger, TCNJ
Beth Hoeflinger, TCNJ
Mickey Jacob, Wis.-Stevens Point
Carmen Mikacenic, Tufts

Adie Sherwood, Tufts

2001

Catherine Poor, Amherst (MOP offensive)
Akeya Terrell, Ohio Wesleyan (MOP defensive)
Emily Bayer, Ohio Wesleyan
Katie Buchert, Ohio Wesleyan
Sarah Kron, Wheaton (IL)
Anne Merten, Willamette
Buffy Morris, Willamette
Rebecca Mouw, Wheaton (IL)
Margaret Rubin, Amherst
Katharine Shipley, Amherst
Katy Sturtz, Ohio Wesleyan

2002

Erika Howland, Ohio Wesleyan (MOP offensive)
Mindy Hammond, Ohio Wesleyan (MOP defensive)
Jamie Bauer, William Smith
Emily Benson, Messiah
Mackenzie Bergstrom, Trinity (TX)
Jamie Gasiorowski, Messiah
Mindy Miller, Messiah
Jennifer Sapp, Messiah
Liz Sheehan, Ohio Wesleyan
Alyson Stachura, William Smith
Sarah Wall, Ohio Wesleyan

2003

Brooke Davis, SUNY Oneonta (MOP offensive)
Dianna Connett, UChicago (MOP defensive)
Brittney Boyd, TCNJ
Jacqui DeLeon, UChicago
Patricia Jaeger, SUNY Oneonta
Amanda LaPolla, SUNY Oneonta
Laura Morcone, SUNY Oneonta
Renee Neuner, UChicago
Meredith Rinaker, DePauw
Lynda Schuster, TCNJ
Corinne Scott, DePauw

2004

Bridget Stolee, Puget Sound (MOP offensive)
Jessica Elsen, Wheaton (IL) (MOP defensive)
Jen Binger, Wheaton (IL)
Avie Fitzgerald, Messiah
Cortney Kjar, Puget Sound
Lauren Konopka, Wheaton (MA)
Laura Koontz, Wheaton (IL)
Elizabeth Pitman, Puget Sound
Jordan Pouliot, Wheaton (MA)
Savannah Stolzenburg, Messiah
Ashley Vratil, Wheaton (IL)

2005

Kacie Klynstra, Messiah (MOP)
Sarah Hibschan, Messiah
Lydia Claudio, Tufts
Diana Connett, UChicago
Jacqui DeLeon, UChicago
Dana DiBruno, TCNJ
Martha Furtak, Tufts
Courtney Krol, TCNJ
Jamie Kunkel, TCNJ

2006

Sarah Richardson, Wheaton (IL) (MOP offensive)
Bethany Barton, Wheaton (IL) (MOP defensive)
Kristin Eggert, Wheaton (IL)
Kristen Cubicciotti, TCNJ
Laura Delaney, TCNJ
Avie Fitzgerald, Messiah
Ally Hodgkins, Va. Wesleyan
Laura Jackson, Va. Wesleyan
Jamie Kunkel, TCNJ
Taryne Lee, Wheaton (IL)
Cali Pitchel, Messiah

2007

Kari Klynstra, Wheaton (IL) (MOP offensive)
Bethany Barton, Wheaton (IL) (MOP defensive)
Cassie Barbaresi, Western Conn. St.
Molly Desjarlais, Western Conn. St.
Dana DiBruno, TCNJ
Kristin Eggert, Wheaton (IL)
Kelly Foltz, Wheaton (IL)
Rachel Horning, Messiah
Kacie Klynstra, Messiah
Briann McDonough, TCNJ
Stef Rowe, Messiah

2008

Erin Hench, Messiah (MOP offensive)
Kacie Klynstra, Messiah (MOP defensive)
Ali Art, William Smith
Brittany Bergh, Wheaton (IL)
Caitlin Colesanti, Williams
Amanda Davis, William Smith
Kelly Foltz, Wheaton (IL)
Katie Hoffsmith, Messiah
Taryne Lee, Wheaton (IL)
Amanda Naeher, Messiah
Annie Neil, Williams
Nicole Stenquist, Williams

2009

Amanda Naeher, Messiah (MOP offensive)
Katlyn Musser, Messiah (MOP defensive)
Emma Brown, WashU
Jessica Clarke, TCNJ
Lee Ann Felder, WashU
Libby Held, WashU
Katie Hoffsmith, Messiah
Amy Horst, Messiah
Brittany Klippstein, Lynchburg
Betsy Kwiatkowski, Lynchburg
Nikki Migliori, TCNJ

2010

Erin Low, Hardin-Simmons (MOP offensive)
Rebecca Roth, Hardin-Simmons (MOP defensive)
Alex Brandt, Messiah
Jenny Knox, Otterbein

BreLynn Nasypany, William Smith
Kate Redmond, William Smith
Ali Rogers, Messiah
Megan Ryan, Hardin-Simmons
Lindsey Rudibaugh, Otterbein
Brittany Vacca, Hardin-Simmons
Corinne Wulf, Messiah

2011

Erin Hench, Messiah (MOP offensive)
Kelsey Gorman, Messiah (MOP defensive)
Alex Brandt, Messiah
Renee Jensen, William Smith
Katelyn Kishkunas, Wheaton (IL)
Jaime Orewiler, Wheaton (IL)
Rachael Palladino, Ithaca
Becca Salant, Ithaca
Anna Seabolt, Wheaton (IL)
Esther Tan, Wheaton (IL)
Jessie Tarantino, William Smith
Lisa Wingard, Messiah

2012

Rachel Scheibeler, Messiah (MOP offensive)
Lauren Gordodetsky, Emory (MOP defensive)
Alex Brandt, Messiah
Alicia Frey, Messiah
Elizabeth Phillips, Messiah
Nikki Elsaesser, Messiah
Erin Roberts, Misericordia
Megan Lannigan, Misericordia
Keri Shannon, Wheaton (IL)
Alexa Sharkley, Wheaton (IL)
Lauren Drosick, Emory
Kaelyn Lucas, Emory

2013

Krista Longo, William Smith (MOP offensive)
Olivia Zitoli, William Smith (MOP defensive)
Zoe Eth, William Smith
Chelsea Dunay, William Smith
Kara Shoe, William Smith
Shelby Hopkins, Trinity (TX)
Kelsey Falcone, Trinity (TX)
Emily Jorgens, Trinity (TX)
Kirby Peddicord, Trinity (TX)
Lauren Roy, Capital
Scarlett Kirk, Middlebury
Hannah Robinson, Middlebury

2014

Audrey Thomas, Williams (MOP offensive)
Emily Maxwell, Lynchburg (MOP defensive)
Julie Govederika, Ill. Wesleyan
Mary Kate Schmidt, Ill. Wesleyan
Emily Nagourney, Johns Hopkins
Alaina Arthur, Johns Hopkins
Angela Bosco, Lynchburg
Marina Clark, Lynchburg

Tess Frelich, Lynchburg
 Mai Mitsuyama, Williams
 Maddie Swarr, Williams
 Lilly Wellenbach, Williams

2015

Kristina Alvarado, Williams (MOP offensive)
 Lizzy Crist, WashU (MOP defensive)
 Destinie Graves, Centre
 Tori Dillard, Centre
 Macaulay Soto, Messiah
 Nikki Elsaesser, Messiah
 Oliva Lillegraven, WashU
 Katie Chandler, WashU
 Megan Nicklay, WashU
 Kristi Kirshe, Williams
 Mai Mitsuyama, Williams
 Natasha Albaneze, Williams

2016

Katie Chandler, WashU (MOP offensive)
 Lizzy Crist, WashU (MOP defensive)
 Taylor Cohen, WashU
 Megan Nicklay, WashU
 DJ Cole, Messiah
 Kayla Deckert, Messiah
 Erin Sollenberger, Messiah
 Marisa Weaver, Messiah
 Haliana Burhans, Brandeis
 Michaela Friedman, Brandeis
 Jenna McKinney, UChicago
 Mackenzie Peebles, UChicago

2017

Natasha Albanaze, Williams (MOP offensive)
 Olivia Barnhill, Williams (MOP defensive)
 Taylor Cohen, WashU
 Allison Lu, Williams
 Danielle Sim, Williams
 Mia Calamari, UChicago
 Jenna McKinney, UChicago
 Kelsey Moore, UChicago
 Caitlin Christiansen, Hardin-Simmons
 Kendell Groom, Hardin-Simmons
 Jessica Goldman, TCNJ
 Christine Levering, TCNJ

2018

Sarah Scire, Williams (MOP offensive)
 Sarah Kelly, Williams (MOP defensive)
 Gabby Gillis, Chris. Newport
 Keiley McCarthy, Chris. Newport
 Maggie Crist, WashU
 Gabbie Cesarone, WashU
 Rose Evans, Middlebury
 Ursula Alwang, Middlebury
 Simone Ameer, Middlebury
 Clare Robinson, Middlebury
 Aspen Pierson, Williams
 Ilana Albert, Williams

2019

Maddie Kohn, Messiah (MOP offensive)
 Barb Foster, Messiah (MOP defensive)
 Kayla Herr, Messiah
 Esther Seeland, Messiah
 Ellie Lengacher, Messiah
 Julia Keugh, William Smith
 Amanda Kessler, William Smith
 Eileen Rath, William Smith
 Bria VarnBuhler, Pomona Pitzer
 Hannah Mandell, Pomona Pitzer
 Helena Spencer, Carnegie Mellon
 Jocelyn Mayer, Carnegie Mellon

2020*

**Due to the COVID-19 pandemic, the 2020 championship was canceled.*

2021

Riley Cook, Chris. Newport (MOP offensive)
 Jill McDonald, Chris. Newport (MOP defensive)
 Emily Talotta, Chris. Newport
 Haley Eiser, Chris. Newport
 Ellie Cox, Chris. Newport
 Jess Hall, TCNJ
 Amelia Curtis, TCNJ
 Gianna Coppola, TCNJ
 Brynn Jacobi, Loras
 Ryleigh O'Brien, Loras
 Grace Devanny, Wesleyan (CT)
 Julia Meehan, Wesleyan (CT)

2022

Kendall Dandridge, Johns Hopkins (MOP defensive)
 Rachel Jackson, Johns Hopkins (MOP offensive)
 Katie Sullivan, Johns Hopkins
 Breukelen Woodard, Johns Hopkins
 Lexi Gomez, CWRU
 Camryn Hartman, CWRU
 Anika Washburg, CWRU
 Jamie Goldfarb, CWRU
 Becca Ritchie, Messiah
 Brianna Seip, Messiah
 Lexi Soteriou, Va. Wesleyan
 Alexis Miller, Va. Wesleyan

TOURNAMENT SCORING LEADERS

Year	Player, School	G	A	P
1986	Martha Winter, Rochester (NY)	3	0	6
1987	Joan Grupp, William Smith	2	1	5
	Lisa Rich, Rochester (NY)	2	1	5
1988	Ann Haggerty, William Smith	4	1	9
1989	Tracy Deyle, Ithaca	2	1	5
1990	Karen Hertel, SUNY Cortland	4	2	10
1991	Rachel Ackerman, Cal Lutheran	3	0	6
1992	Leanne Morris, UMass Dartmouth	3	0	6
1993	Cyndi Marshall, TCNJ	5	1	11
1994	Diana Muchowski, UC San Diego	4	0	8
1995	Ele Johnson, UC San Diego	2	2	6
1996	Lauren Johnson, UC San Diego	6	0	12
1997	Antoinette DeLucia, William Smith	4	2	10

Year	Player, School	G	A	P
	Lauren Johnson, UC San Diego	3	4	10
1998	Katy Sturtz, Ohio Wesleyan	8	3	19
1999	Melissa Matusiewicz, Union (NY)	4	1	9
2000	Lynn Cooper, Tufts	4	2	10
2001	Catherine Poor, Amherst	5	4	14
	Katy Sturtz, Ohio Wesleyan	6	2	14
2002	Michelle Wieser, Loras	4	2	10
2003	Tracy Prihoda, Wheaton (MA)	4	0	8
2004	Cortney Kjar, Puget Sound	4	6	14
2005	Dana DiBruno, TCNJ	3	2	8
	Jamie Kunkel, TCNJ	3	2	8
2006	Taryne Lee, Wheaton (IL)	6	4	16
2007	Kira Davis, Wheaton (IL)	4	0	8
	Jami Herrmann, Wheaton (IL)	4	0	8
	Janece Levien, Puget Sound	4	0	8
	Tiffany Rotatori, Worcester St.	4	0	8
2008	Erin Hench, Messiah	6	4	16
2009	Amanda Naehner, Messiah	6	1	13
2010	Sara Wild, Williams	6	0	12
2011	Erin Hench, Messiah	8	4	20
2012	Alex Brandt, Messiah	4	4	12
2013	Scarlett Kirk, Middlebury	6	2	14
2014	Kristi Kirshe, Williams	6	1	13
	Audrey Thomas, Williams	5	3	13
2015	Nikki Elsaesser, Messiah	7	1	15
2016	Meg Van De Loo, Johns Hopkins	5	2	12
2017	Natasha Albaneze, Williams	6	0	12
2018	Taylor Cohen, WashU	4	2	10
2019	Maddie Kohl, Messiah	4	3	11
	Sheila McQuillen, William Smith	5	1	11
2020	^Canceled			
2021	Riley Cook, Chris. Newport	7	1	15
2022	Breukelen Woodard, Johns Hopkins	7	0	15

^Due to the COVID-19 pandemic, the 2020 championship was canceled.

INDIVIDUAL RECORDS

GOALS, GAME

4—Katy Sturtz, Ohio Wesleyan (4) vs. Olivet (3), 1998; Katie Myers, Gettysburg (11) vs. Chestnut Hill (0), 2004; Sarah Wall, Ohio Wesleyan (9) vs. Manchester (0), 2004; Sara Wild, Williams (6) vs. Brandeis (0), 2010.

GOALS, TOURNAMENT

8—Katy Sturtz, Ohio Wesleyan (4 vs. Olivet, 2 vs. Kalamazoo, 2 vs. WashU), 1998; Erin Hench, Messiah (3 vs. Elms, 3 vs. Amherst, 2 vs. Wheaton [IL]), 2011.

GOALS, CAREER

19—Erin Hench, Messiah, 2007-08-09-11.

ASSISTS, GAME

5—Molly Cady, Wis.-Stevens Point (7) vs. Edgewood (0), 2000.

ASSISTS, TOURNAMENT

6—Molly Cady, Wis.-Stevens Point (5 vs. Edgewood, 1 vs. Salisbury), 2000; Cortney Kjar, Puget Sound (1 vs. Redlands, 1 vs. Hardin-Simmons, 2 vs. WashU, 1 vs. Messiah, 1 vs. Wheaton [IL]), 2004.

ASSISTS, CAREER

13—Erin Hench, Messiah, 2007-08-09-11.

POINTS, GAME

9—Sarah Wall (4 goals, 1 assist), Ohio Wesleyan (9) vs. Manchester (0), 2004.

POINTS, TOURNAMENT

20—Erin Hench, Messiah (8 goals, 4 assists; 3-2 vs. Elms, 0-1 vs. Skidmore, 3-0 vs. Amherst, 2-1 vs. Wheaton [IL]), 2011.

POINTS, CAREER

51—Erin Hensch, Messiah, (19 goals, 13 assists), 2007-08-09-11.

SAVES, GAME

29—Amanda Baltzley, Connecticut Col. (0) vs. TCNJ (1) (2 ot), 1998.

LOWEST GOALS-AGAINST AVERAGE, TOURNAMENT (MINIMUM 3 GAMES, 50 PERCENT OF TEAM MINUTES)

0.00—Doreen Byers, Rochester (NY) (vs. Scranton, Plymouth St. and William Smith), 1987; JoAnn Johnston, Rochester (NY) (vs. Scranton, Plymouth St. and William Smith), 1987; Mary St. Germain, Plymouth St. (vs. Salem St., William Smith and UC San Diego), 1989; Beth Howland, Ithaca (vs. Plymouth St., Methodist and SUNY Cortland), 1990; Beth Howland, Ithaca (vs. N.C. Wesleyan, TCNJ, UC San Diego and Rochester [NY]), 1991; Melissa Samuels, SUNY Cortland (vs. Ithaca, TCNJ, UC San Diego and UMass Dartmouth), 1992; Mindy Hammond, Ohio Wesleyan (vs. Westminster [PA], Wilmington [OH], St. Thomas [MN], William Smith and Messiah), 2002; Brita Nelson, Wheaton (IL) (vs. Hope, UChicago, Chris. Newport, Wheaton [MA] and Puget Sound), 2004; Kristin Eggert, Wheaton (IL) (vs. Aurora, Macalester, Wis.-Eau Claire, Hardin-Simmons, Va. Wesleyan and TCNJ), 2006; Piper Crowell, Amherst (vs. Kean, Wheaton [MA], Endicott and TCNJ), 2006; Katie Loomis, UC Santa Cruz (vs. Claremont-M-S, Webster and Hardin-Simmons), 2006; Kayla Sulzer, Calvin (vs. Kenyon, Denison and Messiah), 2006; Laura Wann, Williams (vs. Lasell, Brandeis, Eastern Conn. St. and William Smith), 2010; Kaele Leonard, Emory (vs. Maryville [TN], Lynchburg, Wheaton [IL] and Hardin-Simmons), 2010; Anna Albi, Carnegie Mellon (vs. Cabrini, Ohio Northern, Wheaton [MA] and Emory), 2012; Chelsea Dunay, William Smith (vs. Cabrini, SUNY Oneonta, TCNJ, Ithaca, Capital, and Trinity [TX]), 2013; Caitlin Christiansen Hardin-Simmons (vs. Wash. & Lee, Centre, WashU) 2016; Olivia Barnhill, Williams (vs. Lesley, Brandeis, Cal Lutheran, Johns Hopkins, Hardin Simmons, UChicago), 2017; Katie Donovan, UChicago, (vs. St. Catherine, Hope, Wheaton [IL], Wis.-La Crosse, TCNJ, Williams), 2017; Nicole Dipasquale, TCNJ (vs. Western Conn. St., Farmingdale St., Williams), 2018.

LOWEST GOALS-AGAINST AVERAGE, CAREER (MINIMUM 5 GAMES)

0.10—Mindy Hammond, Ohio Wesleyan, 2001-02 (1 goal, 10 games [872 minutes]).

TEAM RECORDS

GOALS, GAME

11—Gettysburg vs. Chestnut Hill (0), 2004; Misericordia vs. Bryn Athyn (0), 2021.

GOALS, TWO TEAMS, GAME

11—WashU (6) vs. Ohio Wesleyan (5), 1998; Gettysburg (11) vs. Chestnut Hill (0), 2004; TCNJ (10) vs. Stevenson (1), 2006; Chris. Newport (10) vs. Staten Island (1), 2018; Misericordia (11) vs. Bryn Athyn (0), 2021.

SHOTS, GAME

51— Middlebury (4) vs. Me.-Farmington (1), 2018.

CORNER KICKS, GAME

23—UC San Diego (1) vs. Macalester (0), 1989.

FOULS, GAME

34—TCNJ (2) vs. Methodist (1) (3 ot), 1993.

GOALS, TOURNAMENT

21—Messiah (10 vs. Elms, 3 vs. Skidmore, 1 vs. SUNY New Paltz, 3 vs. Amherst, 1 vs. William Smith, 3 vs. Wheaton [IL]), 2011.

GOALS PER GAME, TOURNAMENT (MINIMUM 2 GAMES)

6.00—Gettysburg (12 goals in 2 games), 2004; Misericordia (18 goals in 3 games), 2021.

LOWEST GOALS-AGAINST AVERAGE, TOURNAMENT (MINIMUM 3 GAMES)

0.00—Rochester (NY), 3 games, 1987; Ithaca, 4 games, 1991; SUNY Cortland, 4 games, 1992; Ohio Wesleyan, 5 games, 2002; Wheaton (IL), 6 games, 2006; Amherst, 4 games, 2006; UC Santa Cruz, 3 games, 2006; Carnegie Mellon, 4 games, 2012; William Smith, 6 games, 2013; Hardin-Simmons, 3 games, 2016, Williams, 6 games, 2017; TCNJ, 3 games, 2018.

WON-LOST-TIED RECORDS IN TOURNAMENT PLAY

(Note: Semifinal losers are credited with third place.)

Team (Years Participated)	Yrs.	Won	Lost	Tied	Pct.	1st	2nd	3rd
Adrian (2018-19)	2	1	2	0	.333	0	0	0
Agnes Scott (2012)	1	0	1	0	.000	0	0	0
Albion (2000-01-02-09)	4	2	4	1	.357	0	0	0
Alfred (1988)	1	0	1	0	.000	0	0	0
Allegheny (1988-2003-10-13-14)	5	0	5	0	.000	0	0	0
Alma (2011)	1	0	1	0	.000	0	0	0
Amherst (1994-95-96-97-98-2001-03-06-08-09-11-12-13-14-15-16-18-19-21-22)	20	34	15	5	.677	0	1	1

Team (Years Participated)	Yrs.	Won	Lost	Tied	Pct.	1st	2nd	3rd
Arcadia (1999-2000-05-16-17-18-19)	7	1	6	1	.188	0	0	0
Augsburg (2014-16-19)	3	3	3	0	.500	0	0	0
Augustana (IL) (2005-06-09-10-12-13-15)	7	3	6	1	.350	0	0	0
Aurora (2001-02-05-06-07-09-10-11-12-13-14)	11	2	10	1	.192	0	0	0
Austin (1999-2000)	2	0	2	0	.000	0	0	0
Averett (2012)	1	0	1	0	.000	0	0	0
Babson (2015)	1	0	1	0	.000	0	0	0
Bates (1993-96-97-2005)	4	3	4	0	.429	0	0	0
Bay Path (2004)	1	0	1	0	.000	0	0	0
Beloit (2021)	1	0	1	0	.000	0	0	0
Binghamton (1991-95-96)	3	0	2	1	.167	0	0	0
Bowdoin (1995-96-97-98-99-2000-07-12-13-14-15)	11	3	10	2	.267	0	0	0
Brandeis (1988-2010-12-14-15-16-17-18-21)	9	11	9	2	.546	0	0	1
Bridgewater (VA) (2018)	1	0	1	0	.000	0	0	0
Bridgewater St. (2002-03-13)	3	1	3	0	.250	0	0	0
Brooklyn (2013-14)	2	0	2	0	.000	0	0	0
Bryn Athyn (2021-22)	2	0	2	0	.000	0	0	0
Buffalo St. (2016)	1	0	0	1	.500	0	0	0
Cabrini (2003-09-11-12-13-14-15-17-18-21)	10	0	10	0	.000	0	0	0
Cairn (2019)	1	0	1	0	.000	0	0	0
Cal Lutheran (1991-92-93-95-96-97-99-2000-07-10-11-12-13-17-19)	15	6	14	2	.318	0	0	0
Calvin (1997-98-2005-06-07-08-09-10-12-13-15-21-22)	13	14	9	5	.589	0	0	0
Capital (1999-2006-07-11-13-14-15-22)	7	5	6	3	.464	0	0	1
Carleton (2008-09-10)	3	4	3	0	.571	0	0	0
Carnegie Mellon (2012-13-14-15-16-17-19-21-22)	9	17	5	5	.722	0	0	1
Carroll (WI) (2002-07-08-09-11-15)	6	0	5	1	.083	0	0	0
Carthage (2007-08)	2	0	2	1	.167	0	0	0
Castleton (2005-10-11-12-17)	5	0	5	0	.000	0	0	0
Catholic (2005-09-14-15)	4	2	4	0	.333	0	0	0
CCNY (2012)	1	0	1	0	.000	0	0	0
Centenary (NJ) (2010-18)	2	0	1	1	.250	0	0	0
Centre (2008-11-12-13-14-15-16-17-18-19-21-22)	12	13	9	5	.574	0	0	1
Chapman (1999-2000-01-02-03-04-10-12)	8	4	7	1	.375	0	0	0
Chatham (2021)	1	0	1	0	.000	0	0	0
Chestnut Hill (2003-04)	2	0	2	0	.000	0	0	0
Chris. Newport (2000-04-05-06-09-10-13-14-16-17-18-19-21-22)	14	18	12	1	.596	1	0	1
Claremont-M-S (2002-06-08-09-13-15-19)	7	4	7	2	.385	0	0	0
Clark (MA) (1998)	1	0	1	0	.000	0	0	0
Colby (1997-98)	2	2	2	1	.500	0	0	0
Colby-Sawyer (2013-14-15-16)	4	0	4	0	.000	0	0	0
Concordia-M'head (2006-07-09-10-11-12-14)	7	6	7	1	.464	0	0	0
Concordia Wisconsin (2004-19-22)	3	0	3	0	.000	0	0	0
Connecticut Col. (1998-2014-16-17-21)	5	3	5	1	.389	0	0	0
Covenant (2021)	1	0	1	0	.000	0	0	0
Curry (1986-87)	2	0	2	0	.000	0	1	0
CWRU (2011-19-21-22)	4	7	2	1	.750	0	0	0
Dallas (2001-04-05)	3	0	3	0	.000	0	0	0
Denison (1992-93-97-98-99-2000-01-03-05-06-07-08-09-10-15-16-22)	17	13	16	4	.454	0	0	0
DePauw (1997-99-2001-03-05-06-12-15)	8	5	8	3	.406	0	0	1
DeSales (2015)	1	0	1	0	.000	0	0	0
Dominican (IL) (2017-18-21)	3	1	3	0	.250	0	0	0
Dickinson (2005-10-19)	3	5	3	1	.611	0	0	0
Drew (1997-2013)	2	0	2	0	.000	0	0	0
Dubuque (2009-14)	2	0	2	0	.000	0	0	0
Eastern (2007-08-09-11)	4	5	3	1	.611	0	0	0
Eastern Conn. St. (1989-2003-05-09-10-11)	6	1	6	1	.188	0	0	0
Edgewood (1999-2000-01-08)	4	0	4	0	.000	0	0	0
Elizabethtown (1997-98-99-2001-06-07-13)	7	9	5	2	.625	0	0	1
Elmira (1997)	1	0	1	1	.250	0	0	0
Elms (2011-16)	2	0	2	0	.000	0	0	0
Emerson (2022)	1	0	1	0	.000	0	0	0
Emmanuel (MA) (2003-07)	2	0	2	0	.000	0	0	0
Emory (1993-95-96-97-98-2000-02-04-05-07-08-10-11-12-13-14-18-19-21-22)	21	19	19	4	.500	0	1	0
Endicott (1999-2001-03-04-05-06-07-08-09-13)	10	5	9	3	.382	0	0	0
Farmingdale St. (2007-08-09-10-11-12-13-14-16-17-18-19-21)	13	1	13	0	.071	0	0	0
Fontbonne (2021)	1	0	1	0	.000	0	0	0
Framingham St. (1999-2000-01)	3	0	3	0	.000	0	0	0

Team (Years Participated)	Yrs.	Won	Lost	Tied	Pct.	1st	2nd	3rd
Franklin (2017)	1	0	1	0	.000	0	0	0
Franklin & Marshall (2021)	1	1	1	0	.500	0	0	0
Frostburg St. (2001-02-03-04-05-09-12-14)	8	1	7	2	.200	0	0	0
Gettysburg (1993-94-97-98-99-2004-14-19)	8	2	7	1	.250	0	0	0
Gordon (2021)	1	0	1	0	.000	0	0	0
Greensboro (2002-03)	2	0	1	1	.250	0	0	0
Greenville (2022)	1	0	1	0	.000	0	0	0
Grinnell (1999-2004-05-06-22)	5	1	5	0	.166	0	0	0
Grove City (2002-03-12-18-19)	5	2	5	0	.286	0	0	0
Gust. Adolphus (1993-94-95-96-97-98-2015)	7	3	7	0	.300	0	0	0
Gwynedd Mercy (2001)	1	0	1	0	.000	0	0	0
Hamilton (2004-07-10-17-21)	5	5	5	1	.500	0	0	0
Hanover (2011-13-14-15-16-21)	6	2	6	0	.250	0	0	0
Hardin-Simmons (1999-2001-03-04-05-06-07-08-09-10-11-12-13-14-15-16-17-18-19-21)	20	27	15	10	.615	1	0	1
Hartwick (1986-87-88-89-90)	5	2	5	0	.286	0	0	0
Haverford (2005-12-13-19)	4	0	3	2	.200	0	0	0
Heidelberg (1995-96)	2	0	2	0	.000	0	0	0
Hope (2003-04-05-14-16-17-18-21)	8	5	7	1	.423	0	0	0
Husson (2003-06-07-08-09)	5	1	5	0	.167	0	0	0
Ill. Wesleyan (2005-08-09-10-11-13-14-15-16-17-18-19-22)	13	13	11	3	.540	0	0	1
Ithaca (1987-88-89-90-91-92-93-94-96-97-98-99-2000-03-04-05-06-07-08-09-10-11-12-13-14-15-18-21-22)	29	42	22	7	.641	2	1	3
John Carroll (2001)	1	0	1	0	.000	0	0	0
John Jay (2019-21-22)	3	0	3	0	.000	0	0	0
Johns Hopkins (1997-98-2002-05-06-07-08-09-10-11-12-13-14-15-16-17-18-19-21-22)	20	37	18	3	.664	1	0	0
JWU (Providence) (2000-05-19-21-22)	5	0	5	0	.000	0	0	0
Kalamazoo (1988-90-91-97-98-99)	6	3	6	0	.333	0	0	0
Kean (1986-90-91-92-96-2006)	6	0	6	0	.000	0	0	0
Keene St. (1998-2002-04-13-14)	5	3	5	0	.375	0	0	0
Kenyon (2006-14)	2	2	2	0	.500	0	0	0
Keuka (2001-08-09-10)	4	1	4	0	.200	0	0	0
Knox (2016-17-18)	3	0	3	0	.000	0	0	0
Lake Forest (2003-12-14)	3	1	3	0	.250	0	0	0
Lakeland (2003-05)	2	0	2	0	.000	0	0	0
Lancaster Bible (2011-12)	2	0	2	0	.000	0	0	0
Lasell (2010-11-12-13-14-15-16-17)	8	1	8	0	.111	0	0	0
Lawrence (2000-01-10)	3	1	3	0	.250	0	0	0
Lebanon Valley (2011)	1	0	1	0	.000	0	0	0
Lesley (2012-13-14-15-17-18-19-21-22)	9	0	9	0	.000	0	0	0
Loras (2001-02-03-04-05-06-08-10-11-12-13-16-17-18-21-22)	16	18	15	3	.541	0	0	1
Luther (2016)	1	1	1	0	.500	0	0	0
Lynchburg (1997-98-99-2000-01-04-05-07-08-09-10-11-12-13-14-15-16-17-18-21-22)	21	30	18	5	.613	1	0	1
Macalester (1989-90-92-95-96-97-98-99-2000-03-04-05-06-09-10)	15	19	12	3	.603	1	1	0
Maine Maritime (2019-21)	2	0	2	0	.000	0	0	0
Manchester (2003-04)	2	0	2	0	.000	0	0	0
Manhattanville (2007-10)	2	0	2	0	.000	0	0	0
Mary Hardin-Baylor (2017-22)	2	0	2	0	.000	0	0	0
Mary Washington (1989-90-91-92-94-97-98-99-2001-02-03-04-09-19)	14	12	14	3	.466	0	0	1
Maryville (MO) (1999)	1	0	1	0	.000	0	0	0
Maryville (TN) (2001-04-05-06-07-08-09-10-14-19)	10	2	10	0	.167	0	0	0
Marywood (2008-16-22)	3	0	2	1	.166	0	0	0
McDaniel (2015-16-17-21)	4	3	4	0	.429	0	0	0
Me.-Farmington (2003-18)	2	1	2	0	.333	0	0	0
Meredith (2006-08)	2	0	2	0	.000	0	0	0
Messiah (2000-01-02-03-04-05-06-07-08-09-10-11-12-13-14-15-16-17-18-19-21-22)	22	74	11	11	.830	6	3	5
Methodist (1986-87-88-89-90-93-94-95-2006-07-17-22)	12	11	12	0	.480	0	1	3
Middlebury (1997-2000-04-06-09-11-12-13-16-17-18-19-21)	13	24	13	1	.645	0	1	1
Minn.-Morris (2016)	1	0	1	0	.000	0	0	0
Misericordia (2002-04-05-06-11-12-13-14-15-16-17-18-21-22)	14	15	14	3	.515	0	0	1
MIT (2009-11-12-13-14-16-17-18-19-21-22)	11	10	7	5	.570	0	0	0
Mitchell (2010)	1	0	1	0	.000	0	0	0
Monmouth (IL) (2019)	1	0	1	0	.000	0	0	0
Montclair St. (2004-06-12-13-14-15-16-22)	8	9	7	2	.556	0	0	0
Mount Union (2016)	1	0	1	0	.000	0	0	0
Moravian (2005-07-08)	3	1	3	0	.250	0	0	0

Team (Years Participated)	Yrs.	Won	Lost	Tied	Pct.	1st	2nd	3rd
Mount Holyoke (1986)	1	0	1	0	.000	0	0	0
MSOE (2015-16-21)	3	0	3	0	.000	0	0	0
Mt. St. Joseph (1999-2000-01-02-05-08-18)	7	1	6	1	.188	0	0	0
Muhlenberg (2000-01-03-09)	4	3	4	0	.429	0	0	0
N.C. Wesleyan (1988-91-92-93-94-96-97-99-2000-01)	10	7	9	10	.462	0	0	1
Nazareth (1997-98-99-2000-01-02-06-08-14-16-21-22)	12	8	12	1	.404	0	0	0
Nichols (2002)	1	0	1	0	.000	0	0	0
Northwestern-St. Paul (2010-18)	2	0	2	0	.000	0	0	0
Norwich (2008)	1	0	1	0	.000	0	0	0
Notre Dame (MD) (2001-02-05-06)	4	0	4	0	.000	0	0	0
NYU (2002-14-18)	3	2	3	0	.400	0	0	0
Occidental (2018)	1	0	1	0	.000	0	0	0
Ohio Northern (2009-11-12-13-19-21-22)	7	7	7	2	.500	0	0	0
Ohio Wesleyan (1991-92-98-99-2000-01-02-04-05-11)	10	15	6	3	.688	2	0	0
Olivet (1998)	1	0	1	0	.000	0	0	0
Otterbein (2004-05-06-08-09-10-18)	7	9	4	5	.639	0	0	1
Pacific Lutheran (2016-17-19-21-22)	5	2	4	1	.357	0	0	0
Penn St.-Altoona (2008-10)	2	0	2	0	.000	0	0	0
Penn St.-Behrend (2000-06-07-11-12-13-14-15-16-17-18-21)	12	0	12	0	.000	0	0	0
Penn St.-Berks (2013-14-15-16-17-18-19-22)	8	2	8	0	.200	0	0	0
Penn St. Harrisburg (2021)	1	0	1	0	.000	0	0	0
Piedmont (2011-13-15-16-18-22)	6	0	6	0	.000	0	0	0
Pitt.-Greensburg (2019-22)	2	0	2	0	.000	0	0	0
Plattsburgh St. (1995-2009-10)	3	0	2	1	.167	0	0	0
Plymouth St. (1986-87-88-89-90-91-92-93-94-97)	10	13	8	2	.609	0	2	3
Pomona-Pitzer (2005-15-16-19-21-22)	5	8	4	3	.633	0	0	1
Principia (2004-08-10-11)	4	0	4	0	.000	0	0	0
Puget Sound (1999-2000-02-03-04-05-06-07-08-09-10-11-12-13-14-15-18-22)	18	18	13	7	.565	0	1	0
Randolph-Macon (1994-95-96-19)	4	2	4	1	.357	0	0	0
Redlands (2001-04-08-10-14)	5	4	5	1	.450	0	0	0
Rhodes (2008-21)	2	0	1	1	.250	0	0	0
RIT (2012-13-18-22)	4	1	3	3	.357	0	0	0
Roanoke (1998-2007-11)	3	1	2	1	.375	0	0	0
Rochester (NY) (1986-87-88-89-90-91-92-93-95-96-97-98-2001-05-06-08-09-10-18)	19	22	16	4	.571	2	1	0
Roger Williams (2008-10-11-12-14-15-17)	7	4	7	0	.364	0	0	0
Rose-Hulman (2007-19-22)	3	0	3	0	.000	0	0	0
Rowan (1999-2005-06-07-08-09-10-11-12-13-15-16-17-18-22)	15	11	13	2	.461	0	0	0
Saint Benedict (1990-97-98-2002-07-11-13)	7	4	7	1	.375	0	0	1
Saint Mary's (MN) (1986-87-88-89-90-91-94)	7	2	7	0	.222	0	0	0
Salem (2013-14)	2	0	2	0	.000	0	0	0
Salem St. (1988-89-90-91-92)	5	1	4	1	.250	0	0	0
Salisbury (2000-06-07-11)	4	2	4	0	.333	0	0	0
Sarah Lawrence (2022)	1	0	1	0	.000	0	0	0
SCAD (1999-2000-02)	3	0	3	0	.000	0	0	0
Scranton (1987-89-90-92-99-2000-01-02-03-04-06-10-11-12-13-16-17-18-19-21-22)	21	11	18	7	.394	0	0	0
Sewanee (2005-15)	2	0	2	0	.000	0	0	0
Shenandoah (2011)	1	0	1	0	.000	0	0	0
Simmons (2004-09)	2	0	2	0	.000	0	0	0
Simpson (1999)	1	1	1	0	.500	0	0	0
Skidmore (1994-96-2008-09-11-13)	6	0	4	3	.214	0	0	0
Smith (1986)	1	1	1	0	.500	0	0	0
Southwestern (TX) (2019)	1	0	1	0	.000	0	0	0
Southern Me. (2022)	1	0	1	0	.000	0	0	0
Springfield (2005-07-08-10-11-12-13-14-15)	9	4	9	0	.308	0	0	0
St. Catherine (2017-21-22)	3	1	3	0	.250	0	0	0
St. Joseph's (L.I.) [2015]	1	0	1	0	.000	0	0	0
St. Joseph's (ME) (2018)	1	0	1	0	.000	0	0	0
St. Lawrence (1986-89-2015)	3	1	3	0	.250	0	0	0
St. Mary's (MD) (2008)	1	0	1	0	.000	0	0	0
St. Norbert (2013)	1	0	1	0	.000	0	0	0
St. Scholastica (2007-08-09-11-12-13-14-15-17-19)	10	1	10	0	.091	0	0	0
St. Thomas (MN) (1987-88-89-97-98-2001-02-08-09-16-17-18-19)	13	12	9	4	.560	0	0	1
Staten Island (2015-16-17-18)	4	0	4	0	.000	0	0	0
Stevens (2002-03-04-05-06-10-11-15-16-17-18-19-21)	13	12	12	2	.500	0	0	0
Stevenson (2000-06-10-14)	4	4	4	0	.500	0	0	0
Stockton (1995-96-97-98-2006-07-08-09)	8	4	7	2	.385	0	0	1
Summit (2007)	1	0	1	0	.000	0	0	0

Team (Years Participated)	Yrs.	Won	Lost	Tied	Pct.	1st	2nd	3rd
SUNY Brockport (2006)	1	0	1	0	.000	0	0	0
SUNY Cortland (1986-87-88-89-90-91-92-93-94-98-2011-12-19-22)	14	11	11	6	.500	1	1	1
SUNY Delhi (2022)	1	0	1	0	.000	0	0	0
SUNY Geneseo (1992-93-94-2009-14-17-18-19-21-22)	9	4	8	5	.375	0	0	1
SUNY New Paltz (2011)	1	1	1	1	.500	0	0	0
SUNY Oneonta (1997-99-2000-01-02-03-04-05-06-07-08-09-10-13-15)	15	17	13	2	.563	1	0	0
Susquehanna (2017-18)	2	0	2	0	.000	0	0	0
Swarthmore (2014-15-16-17-18-19)	6	7	6	4	.529	0	0	0
TCNJ (1991-92-93-94-95-96-97-98-99-2000-01-02-03-04-05-06-07-08-09-10-11-12-13-15-16-17-18-19-21)	29	67	24	6	.722	3	5	5
Texas-Dallas (2002-11)	2	1	2	0	.333	0	0	0
Thomas More (2003-11-12-13-15-16-17)	7	7	7	0	.500	0	0	0
Transylvania (2006-09-10-12-13)	5	0	5	0	.000	0	0	0
Trine (2021)	1	0	1	0	.000	0	0	0
Trinity (CT) (2013-16-22)	3	1	1	3	.500	0	0	0
Trinity (TX) (1992-93-95-96-97-98-99-2000-01-02-04-05-06-07-09-10-11-12-13-14-15-16-17-18-19-21-22)	27	34	21	11	.603	0	1	2
Tufts (1998-2000-02-05-07-17-18-19-22)	9	14	8	4	.625	0	1	1
U New England (2000-18-19)	3	0	3	0	.000	0	0	0
UChicago (1996-97-98-99-2002-03-04-05-07-08-09-10-13-14-15-16-17-18-19-21)	20	33	18	5	.634	0	2	3
UC San Diego (1986-87-88-89-90-91-92-93-94-95-96-97-98-99)	14	37	8	2	.809	5	2	4
UC Santa Cruz (1999-2000-02-06-07-08-09-11-15-16-17-19)	12	4	11	1	.281	0	0	0
UMass Boston (2012-19)	2	0	2	0	.000	0	0	0
UMass Dartmouth (1992-93-94)	3	3	3	1	.500	0	1	0
Union (NY) (1999-2000-01-02-03-05-06-07-08-12)	10	5	7	3	.433	0	0	0
UT Tyler (2014-15)	2	0	2	0	.000	0	0	0
Utica (2019)	1	0	1	0	.000	0	0	0
Va. Wesleyan (2003-05-06-07-08-09-10-11-12-16-17-18-21-22)	14	11	13	5	.465	0	0	2
Vassar (2018)	1	0	1	0	.000	0	0	0
Wartburg (2007-10-11-12-15-17-18-19-21-22)	10	6	9	3	.416	0	0	0
Wash. & Jeff. (2008-09-10)	3	0	3	1	.125	0	0	0
Wash. & Lee (2002-03-05-06-09-16-22)	7	5	6	2	.461	0	0	0
WashU (1995-97-98-2003-04-06-07-08-09-10-11-12-13-14-15-16-17-18-19-21-22)	21	47	15	11	.719	1	2	2
Webster (2000-01-02-03-05-06-07-09-12-13-14-16-17-19)	14	2	14	0	.125	0	0	0
Wellesley (1998-99)	2	4	1	1	.750	0	0	0
Wentworth (2016)	1	1	1	0	.500	0	0	0
Wesleyan (CT) (2021-22)	2	4	2	1	.643	0	0	1
Western Conn. St. (1997-99-2000-01-05-06-07-08-10-12-15-16-17-18-21)	15	7	15	2	.333	0	0	1
Western New Eng. (1999-2001-02-06-22)	5	1	5	0	.166	0	0	0
Westfield St. (2008-09-11-12-15-17-18-21-22)	9	1	9	1	.136	0	0	0
Westminster (MO) (2015-18)	2	0	2	0	.000	0	0	0
Westminster (PA) (2002-03-04-05-07-22)	6	3	5	1	.429	0	0	0
Wheaton (IL) (1997-98-99-2000-01-02-03-04-05-06-07-08-09-10-11-12-13-14-15-16-18-19-21)	23	56	16	7	.753	3	2	2
Wheaton (MA) (2000-01-02-03-04-05-06-07-08-09-10-11-12)	13	17	11	2	.600	0	0	1
Whittier (2003-17)	2	0	2	0	.000	0	0	0
Whitworth (2007)	1	1	1	0	.500	0	0	0
Wilkes (2005-17)	2	1	2	0	.333	0	0	0
Willamette (1998-99-2000-01-06)	5	8	3	2	.692	0	0	2
William Penn (2000)	1	1	1	0	.500	0	0	0
William Smith (1987-88-89-90-91-92-93-94-95-96-97-98-99-2000-01-02-05-07-08-09-10-11-12-13-14-15-16-17-18-19-21-22)	32	67	24	10	.713	2	3	6
Williams (1993-94-95-96-98-99-2001-04-07-08-09-10-11-12-13-14-15-16-17-18-19-22)	21	46	18	10	.710	3	1	2
Wilmington (OH) (1994-96-97-2000-02-03)	6	5	6	0	.455	0	0	0
Wis.-Eau Claire (2005-06-07-08)	4	3	3	2	.500	0	0	0
Wis.-La Crosse (2015-17-18-21-22)	5	8	4	3	.633	0	0	0
Wis.-Oshkosh (2006-11-14-15-21)	5	0	4	2	.167	0	0	0
Wis.-Stevens Point (1993-94-95-97-98-99-2000-01-02-03-04-07-08-09-10-19)	16	16	15	2	.515	0	0	1
Wis.-Superior (2021-22)	2	0	2	0	.000	0	0	0
Wis.-Whitewater (2011-12-13-14-15-16-17-19)	8	8	8	1	.500	0	0	0
Wittenberg (2006-07-08-09-12-16-17-21)	8	4	7	2	.385	0	0	0
Wm. Paterson (1997-98-2010)	3	1	3	0	.250	0	0	0
Wooster (1992-96-18)	3	0	3	0	.000	0	0	0
Worcester St. (2004-05-06-07-2010-14-16-19)	8	3	7	1	.318	0	0	0
WPI (2016)	1	0	0	1	.500	0	0	0
York (PA) (2007-13-15-22)	4	3	4	0	.428	0	0	0

ALL-TIME RESULTS

**Advanced on penalty kicks.*

1986

First Round

Saint Mary's (MN) 2, Methodist 1 (2 OT, PK)
Smith 1, Mount Holyoke 0
Hartwick 3, Kean 1
St. Lawrence 2, Curry 1

Second Round

UC San Diego 1, Saint Mary's (MN) 0 (2 OT, PK)
Rochester (NY) 3, Smith 1
SUNY Cortland 1, Hartwick 0
Plymouth St. 3, St. Lawrence 0

Semifinals

Rochester (NY) 2, UC San Diego 0
Plymouth St. 3, SUNY Cortland 2

Championship

Rochester (NY) 1, Plymouth St. 0

1987

First Round

St. Thomas (MN) 2, Saint Mary's (MN) 1
William Smith 2, Hartwick 1 (2 OT, PK)
Scranton 2, Ithaca 0
Plymouth St. 2, Curry 1

Second Round

St. Thomas (MN) 1, UC San Diego 0
William Smith 2, SUNY Cortland 0
Rochester (NY) 6, Scranton 0
Plymouth St. 2, Methodist 0

Semifinals

William Smith 1, St. Thomas (MN) 0 (2 OT)
Rochester (NY) 1, Plymouth St. 0

Championship

Rochester (NY) 1, William Smith 0

1988

First Round

UC San Diego 3, St. Thomas (MN) 0
SUNY Cortland 2, Saint Mary's (MN) 1
Plymouth St. 3, Salem St. 0
Ithaca 1, Brandeis 0
William Smith 6, Alfred 0
Hartwick 2, Allegheny 1
Methodist 3, N.C. Wesleyan 0

UMass Dartmouth 1, Kean 0
UMass Dartmouth 1, Plymouth St. 0
Mary Washington 1, Wooster 0
Denison 4, Ohio Wesleyan 1
Mary Washington 1, Denison 0 (4 OT)

Semifinals

SUNY Cortland* 0, UC San Diego 0 (2 OT, PK)
UMass Dartmouth 1, Mary Washington 0 (2 OT)

Championship

SUNY Cortland 1, UMass Dartmouth 0

1993

First Round

TCNJ 4, Gettysburg 0
Williams 2, Bates 0
Rochester (NY)* 0, SUNY Cortland 0 (4 OT, PK)
UC San Diego 1, Cal Lutheran 0

Regionals

William Smith 3, Denison 1
Ithaca 1, SUNY Geneseo 0 (2 OT)
William Smith 1, Ithaca 0 (2 OT)
TCNJ 5, Emory 0 (2 OT)
Methodist 1, N.C. Wesleyan 0
TCNJ 2, Methodist 1 (3 OT)

Kalamazoo 3, Rochester (NY) 2 (2 OT, PK)

Second Round

UC San Diego 2, SUNY Cortland 0
Ithaca 2, Plymouth St. 0
William Smith 2, Hartwick 1 (2 OT, PK)
Methodist 2, Kalamazoo 1

Semifinals

UC San Diego 2, Ithaca 0 (2 OT)
William Smith 2, Methodist 1 (2 OT, PK)

Championship

William Smith 1, UC San Diego 0 (2 OT)

1989

First Round

UC San Diego 1, Macalester 0 (2 OT)
St. Thomas (MN) 2, Saint Mary's (MN) 1 (2 OT, PK)
Plymouth St. 1, Salem St. 0
William Smith 2, Eastern Conn. St. 0
Methodist 3, Scranton 0
Mary Washington 1, St. Lawrence 0 (2 OT, PK)
Rochester (NY) 1, SUNY Cortland 0 (2 OT, PK)
Ithaca 2, Hartwick 0

Second Round

UC San Diego 2, St. Thomas (MN) 1 (2 OT, PK)
Plymouth St. 1, William Smith 0 (2 OT, PK)
Methodist 3, Mary Washington 0
Ithaca 2, Rochester (NY) 1 (2 OT, PK)

Semifinals

UC San Diego 1, Plymouth St. 0 (2 OT, PK)
Ithaca 2, Methodist 0

Championship

UC San Diego 3, Ithaca 2 (3 OT)

1990

First Round

Macalester 1, UC San Diego 0 (2 OT)
Saint Benedict 1, Saint Mary's (MN) 0
Rochester (NY) 1, William Smith 0
SUNY Cortland 3, Kean 1
Ithaca 1, Plymouth St. 0 (2 OT, PK)
Salem St. 2, Hartwick 0
Kalamazoo 3, Mary Washington 1
Methodist 1, Scranton 0 (2 OT)

Plymouth St. 2, Williams 0
Rochester (NY) 2, UMass Dartmouth 0
Plymouth St. 1, Rochester (NY) 0
Wis.-Stevens Point 4, Trinity (TX) 2 (2 OT)
UC San Diego 2, Gust. Adolphus 0
UC San Diego 2, Wis.-Stevens Point 0

Semifinals

TCNJ* 0, William Smith 0 (2 OT, PK)
Plymouth St. 1, UC San Diego 0 (2 OT)

Championship

TCNJ 4, Plymouth St. 0

1994

First Round

Amherst 4, UMass Dartmouth 2 (2 OT)
SUNY Geneseo* 2, Skidmore 2 (4 OT, PK)
Saint Mary's (MN) 4, Gust. Adolphus 1
Gettysburg 4, Randolph-Macon 1

Regionals

TCNJ 1, Amherst 0
Williams* 1, Plymouth St. 1 (2 OT, PK)
TCNJ 2, Williams 0
SUNY Geneseo 1, Ithaca 0 (2 OT)
William Smith 2, SUNY Cortland 0

Second Round

Saint Benedict 1, Macalester 0
SUNY Cortland 2, Rochester (NY) 1 (2 OT, PK)
Ithaca 1, Salem St. 0
Methodist 1, Kalamazoo 0

Semifinals

SUNY Cortland 3, Saint Benedict 1
Ithaca 1, Methodist 0

Championship

Ithaca 1, SUNY Cortland 0 (4 OT, PK)

1991

First Round

William Smith 2, Ohio Wesleyan 0
Rochester (NY)* 1, Binghamton 1 (2 OT, PK)
SUNY Cortland 2, Salem St. 0
Plymouth St. 3, Kean 1
TCNJ 1, Mary Washington 0
Ithaca 1, N.C. Wesleyan 0
Cal Lutheran 3, Kalamazoo 0
UC San Diego 5, Saint Mary's (MN) 0

Second Round

Rochester (NY) 1, William Smith 0
Plymouth St. 1, SUNY Cortland 0
Ithaca 1, TCNJ 0
UC San Diego 2, Cal Lutheran 0

Semifinals

Rochester (NY) 1, Plymouth St. 0
Ithaca 1, UC San Diego 0

Championship

Ithaca 2, Rochester (NY) 0

1992

First Round

Rochester (NY) 2, SUNY Geneseo 0
William Smith 5, Scranton 0
UMass Dartmouth* 2, Salem St. 2 (4 OT, PK)
Mary Washington 1, N.C. Wesleyan 0

Regionals

Cal Lutheran 3, Trinity (TX) 0
UC San Diego 1, Macalester 0
UC San Diego 3, Cal Lutheran 2
TCNJ 1, Rochester (NY) 0
SUNY Cortland* 0, Ithaca 0 (2 OT, PK)
SUNY Cortland 1, TCNJ 0
Plymouth St. 3, William Smith 2

SUNY Geneseo* 1, William Smith 1 (4 OT, PK)
UC San Diego 1, Saint Mary's (MN) 0
Wis.-Stevens Point 1, Wilmington (OH) 0
UC San Diego 3, Wis.-Stevens Point 1
N.C. Wesleyan 1, Gettysburg 0
Methodist 1, Mary Washington 0
N.C. Wesleyan 1, Methodist 0 (2 OT)

Semifinals

TCNJ 6, SUNY Geneseo 0
UC San Diego 2, N.C. Wesleyan 0

Championship

TCNJ 4, UC San Diego 3 (3 OT)

1995

First Round

UC San Diego 2, Cal Lutheran 0
Macalester 1, Wis.-Stevens Point 0
Williams* 1, Plattsburgh St. 1 (4 OT, PK)
Rochester (NY) 1, Binghamton 0

Regionals

UC San Diego 2, WashU 0
Gust. Adolphus 1, Macalester 0 (2 OT)
UC San Diego 2, Gust. Adolphus 1 (2 OT)
William Smith 1, Williams 0

Rochester (NY) 2, Heidelberg 1
 William Smith 2, Rochester (NY) 0 (2 OT)
 Randolph-Macon* 0, Trinity (TX) 0 (2 OT, PK)
 Methodist 1, Emory 0
 Methodist 1, Randolph-Macon 0
 Amherst 1, Bowdoin 0
 Stockton 2, TCNJ 1
 Stockton* 1, Amherst 1 (4 OT, PK)

Semifinals

UC San Diego 1, William Smith 0
 Methodist 2, Stockton 0

Championship

UC San Diego 3, Methodist 0

1996

First Round

Ithaca 3, William Smith 0
 Rochester (NY) 2, Skidmore 0
 Heidelberg 2, Wooster 1
 Macalester 1, Gust. Adolphus 0
 UC San Diego 3, Cal Lutheran 0
 Randolph-Macon 1, N.C. Wesleyan 0
 Bates 2, Bowdoin 0
 Stockton 1, Kean 0 (2 OT)

Regionals

Ithaca 1, Binghamton 0 (2 OT)
 TCNJ 2, Rochester (NY) 1
 TCNJ 2, Ithaca 0
 UChicago 2, Wilmington (OH) 0
 Macalester 2, Heidelberg 0
 UChicago 1, Macalester 0
 Trinity (TX) 1, Emory 0
 UC San Diego 5, Randolph-Macon 1
 UC San Diego 2, Trinity (TX) 0
 Bates 2, Williams 0
 Amherst 2, Stockton 1 (2 OT)
 Amherst 1, Bates 0

Semifinals

TCNJ 1, UChicago 0
 UC San Diego 2, Amherst 1

Championship

UC San Diego 2, TCNJ 1

1997

First Round

Elizabethtown 5, Johns Hopkins 0
 Elmira* 1, Ithaca 1 (4 OT, PK)
 Nazareth 3, SUNY Oneonta 2 (3 OT)
 Colby 1, Bates 0 (2 OT)
 N.C. Wesleyan 3, Lynchburg 0
 Denison 2, DePauw 0
 Kalamazoo 5, Wilmington (OH) 1
 Wheaton (IL) 2, Wis.-Stevens Point 1 (2 OT)

Regionals

Elizabethtown 2, TCNJ 1
 Stockton 6, Gettysburg 0
 Elizabethtown 2, Stockton 0
 Amherst 2, Western Conn. St. 0
 Wm. Paterson 4, Drew 0
 Amherst 3, Wm. Paterson 2 (3 OT)
 William Smith 3, Elmira 0
 Rochester (NY) 3, Nazareth 2
 William Smith 6, Rochester (NY) 0
 Colby* 2, Plymouth St. 2 (2 OT, PK)
 Middlebury 1, Bowdoin 0
 Middlebury 1, Colby 0 (4 OT)
 Mary Washington 2, Emory 0
 Trinity (TX) 1, N.C. Wesleyan 0 (2 OT)
 Mary Washington 3, Trinity (TX) 1
 UC San Diego 2, UChicago 1 (2 OT)
 Gust. Adolphus 4, Cal Lutheran 2
 UC San Diego 3, Gust. Adolphus 1
 Calvin 2, Denison 0
 WashU 2, Kalamazoo 1
 WashU 3, Calvin 2

Macalester 2, Wheaton (IL) 0
 St. Thomas (MN) 1, Saint Benedict 0
 Macalester 4, St. Thomas (MN) 2 (2 OT)

Quarterfinals

Elizabethtown 1, Amherst 0
 William Smith 1, Middlebury 0
 UC San Diego 2, Mary Washington 1
 WashU 2, Macalester 1

Semifinals

William Smith* 0, Elizabethtown 0 (2 OT, PK)
 UC San Diego 2, WashU 0

Championship

UC San Diego 1, William Smith 0

1998

First Round

Elizabethtown 3, Johns Hopkins 1
 Wellesley 1, Bowdoin 0
 Colby 5, Keene St. 1
 Rochester (NY) 1, Nazareth 0 (3 OT)
 Lynchburg 1, Roanoke 0 (3 OT)
 Gust. Adolphus 2, St. Thomas (MN) 1
 Denison 1, Calvin 0
 Ohio Wesleyan 4, Olivet 3 (2 OT)

Regionals

TCNJ 4, Elizabethtown 1
 Stockton 2, Gettysburg 1 (2 OT)
 TCNJ 1, Stockton 0
 Connecticut Col. 2, Wm. Paterson 1 (2 OT)
 Williams* 0, Amherst 0 (2 OT, PK)
 Connecticut Col. 1, Williams 0
 Wellesley 2, Clark 1
 Tufts 4, Colby 0
 Tufts* 1, Wellesley 1 (4 OT, PK)
 William Smith* 0, Rochester (NY) 0 (2 OT, PK)
 Ithaca* 1, SUNY Cortland 1 (2 OT, PK)
 Ithaca 2, William Smith 1
 Saint Benedict 1, UC San Diego 0
 Willamette 1, Wis.-Stevens Point 0
 Willamette 2, Saint Benedict 1 (2 OT)
 Mary Washington 3, Lynchburg 2
 Emory* 0, Trinity (TX) 0 (2 OT, PK)
 Mary Washington* 1, Emory 1 (4 OT, PK)
 Macalester 1, Gust. Adolphus 0 (2 OT)
 UChicago 2, Wheaton (IL) 1
 Macalester 3, UChicago 0
 WashU 5, Denison 1
 Ohio Wesleyan 3, Kalamazoo 2
 WashU 6, Ohio Wesleyan 5 (2 OT)

Quarterfinals

TCNJ 1, Connecticut Col. 0 (2 OT)
 Ithaca 1, Tufts 0 (2 OT)
 Willamette 2, Mary Washington 0
 Macalester* 1, WashU 1 (4 OT, PK)

Semifinals

TCNJ 2, Ithaca 0
 Macalester 1, Willamette 0

Championship

Macalester 1, TCNJ 0 (4 OT)

1999

First Round

Simpson 3, Grinnell 0
 UChicago 2, Edgewood 1 (2 OT)
 N.C. Wesleyan 3, SCAD 2 (OT)
 Union (NY) 4, Ithaca 3 (3 OT)
 SUNY Oneonta 7, Western New Eng. 0
 Bowdoin 2, Framingham St. 0
 Wellesley 1, Endicott 0
 Cal Lutheran 2, Chapman 1
 Puget Sound* 1, Willamette 1 (4 OT, PK)
 DePauw 3, Capital 0
 Wheaton (IL) 3, Mt. St. Joseph 0
 Elizabethtown 2, Gettysburg 0
 Rowan 1, Arcadia 0 (2 OT)

Regionals

Macalester 5, Simpson 0
 UChicago 2, Wis.-Stevens Point 1
 Macalester 2, UChicago 0
 N.C. Wesleyan 1, Lynchburg 0
 Denison 3, Mary Washington 1
 N.C. Wesleyan 2, Denison 0
 William Smith 4, Union (NY) 1
 Nazareth 1, SUNY Oneonta 0 (2 OT)
 Nazareth 2, William Smith 0
 Williams 1, Bowdoin 0
 Wellesley 3, Western Conn. St. 0
 Williams 1, Wellesley 0
 UC San Diego* 1, Cal Lutheran 1 (2 OT, PK)
 Puget Sound 1, UC Santa Cruz 0
 UC San Diego 1, Puget Sound 0 (3 OT)
 Trinity (TX) 4, Maryville (MO) 0
 Hardin-Simmons 1, Austin 0 (OT)
 Trinity (TX) 2, Hardin-Simmons 0
 DePauw 1, Ohio Wesleyan 0
 Wheaton (IL) 2, Kalamazoo 1 (2 OT)
 Wheaton (IL) 1, DePauw 0
 TCNJ* 0, Elizabethtown 0 (2 OT)
 Scranton* 0, Rowan 0 (2 OT, PK)
 TCNJ 3, Scranton 0.

Quarterfinals

Macalester 1, N.C. Wesleyan 0 (OT)
 Williams 2, Nazareth 0
 UC San Diego 1, Trinity (TX) 0
 TCNJ 1, Wheaton (IL) 0

Semifinals

Macalester 1, Williams 0
 UC San Diego 1, TCNJ 0

Championship

UC San Diego 1, Macalester 0

2000

First Round

Stevenson 2, Chris. Newport 1 (2 OT)
 Lynchburg 9, Arcadia 0
 William Penn 1, Webster 0
 Wis.-Stevens Point 7, Edgewood 0
 Wheaton (MA) 1, Framingham St. 0
 Tufts 5, U New England 0
 Nazareth 7, Penn St.-Behrend 1
 Western Conn. St. 1, Union (NY) 0 (3 OT)
 Chapman 4, UC Santa Cruz 0
 Scranton 2, Ithaca 1 (OT)
 Muhlenberg 2, JWU (Providence) 1
 Wilmington (OH) 1, Mt. St. Joseph 0
 Albion 2, Lawrence 0

Regional Semifinals

Stevenson 2, N.C. Wesleyan 1
 Salisbury 2, Lynchburg 1 (2 OT)
 Wheaton (IL) 1, William Penn 0
 Wis.-Stevens Point 1, Macalester 0
 Wheaton (MA) 3, Middlebury 2 (2 OT)
 Tufts* 0, Bowdoin 0 (2 OT, PK)
 William Smith 2, Nazareth 1
 SUNY Oneonta 1, Western Conn. St. 0 (2 OT)
 Emory 1, SCAD 0
 Trinity (TX) 1, Austin 0 (OT)
 Willamette 2, Cal Lutheran 0
 Chapman 2, Puget Sound 1 (OT)
 Messiah 1, Scranton 0
 TCNJ 3, Muhlenberg 0
 Wilmington (OH) 2, Denison 1
 Ohio Wesleyan 3, Albion 0

Regional Finals

Salisbury 2, Stevenson 0
 Wis.-Stevens Point 1, Wheaton (IL) 0
 Tufts 3, Wheaton (MA) 1
 William Smith 2, SUNY Oneonta 1 (2 OT)
 Trinity (TX)* 1, Emory 1 (4 OT, PK)
 Willamette 1, Chapman 0
 TCNJ 1, Messiah 0 (3 OT)

Ohio Wesleyan 2, Wilmington (OH) 0

Quarterfinals

Wis.-Stevens Point 2, Salisbury 0

Tufts 1, William Smith 0

Trinity (TX) 3, Willamette 1

TCNJ 1, Ohio Wesleyan 0 (3 OT)

Semifinals

Tufts 1, Wis.-Stevens Point 0 (OT)

TCNJ 1, Trinity (TX) 0 (OT)

Championship

TCNJ 2, Tufts 1

2001

First Round

Webster 5, Edgewood 1

St. Thomas (MN) 1, Loras 0 (2 OT)

Mary Washington 1, Gwynedd Mercy 0

Keuka 1, SUNY Oneonta 0

Nazareth 2, Rochester (NY) 1

Amherst 6, Endicott 0

Williams 9, Framingham St. 0

Lawrence 2, Aurora 1

N.C. Wesleyan 2, Maryville (TN) 0

Hardin-Simmons 1, Dallas 0

DePauw 2, John Carroll 0

Mt. St. Joseph 1, Denison 0

Elizabethtown 7, Notre Dame (MD) 0

Second Round

Wis.-Stevens Point 2, Webster 0

Wheaton (IL) 2, St. Thomas (MN) 0

Messiah 7, Frostburg St. 0

Scranton 1, Mary Washington 0

William Smith 5, Keuka 0

Union (NY) 3, Nazareth 2

Amherst 4, Wheaton (MA) 1

Western Conn. St. 2, Williams 1 (2 OT)

Willamette 5, Lawrence 0

Redlands* 0, Chapman 0 (2 OT, PK)

Lynchburg* 2, N.C. Wesleyan 2 (2 OT, PK)

Hardin-Simmons 3, Trinity (TX) 2

Ohio Wesleyan 3, DePauw 0

Albion* 1, Mt. St. Joseph 1 (2 OT, PK)

TCNJ 3, Western New Eng. 0

Muhlenberg 3, Elizabethtown 1

Third Round

Wheaton (IL) 2, Wis.-Stevens Point 1

Scranton* 0, Messiah 0 (4 OT, PK)

William Smith* 1, Union (NY) 1 (4 OT, PK)

Amherst 2, Western Conn. St. 1 (2 OT)

Willamette 3, Redlands 1

Lynchburg 2, Hardin-Simmons 0

Ohio Wesleyan 3, Albion 0

TCNJ 3, Muhlenberg 0

Quarterfinals

Wheaton (IL) 1, Scranton 0

Amherst 1, William Smith 0

Willamette 2, Lynchburg 0

Ohio Wesleyan 1, TCNJ 0

Semifinals

Amherst 1, Wheaton (IL) 0

Ohio Wesleyan 2, Willamette 1 (OT)

Championship

Ohio Wesleyan 1, Amherst 0

2002

First Round

Bridgewater St.* 0, Western New Eng. 0 (2 OT, PK)

Tufts 4, Nichols 0

Nazareth 3, Grove City 2

NYU 2, Misericordia 0

Westminster (PA) 4, Frostburg St. 1

Albion 1, Mt. St. Joseph 0

Loras 5, Aurora 1

St. Thomas (MN) 6, Carroll (WI) 1

SUNY Oneonta 2, Scranton 0

Mary Washington 5, Notre Dame (MD) 0

Stevens 1, Johns Hopkins 0

Emory 2, SCAD 1

Wash. & Lee 2, Greensboro 0

Regional Semifinals

Wheaton (MA) 1, Bridgewater St. 0

Keene St. 1, Tufts 0

William Smith* 1, Nazareth 1 (2 OT, PK)

NYU* 2, Union (NY) 2 (2 OT, PK)

Ohio Wesleyan 3, Westminster (PA) 0

Wilmington (OH) 2, Albion 1

Wis.-Stevens Point 5, Loras 2

St. Thomas (MN)* 0, Saint Benedict 0 (2 OT, PK)

UChicago 2, SUNY Oneonta 1 (2 OT)

Wheaton (IL) 3, Webster 1

Messiah 2, Mary Washington 0

TCNJ 2, Stevens 1

Trinity (TX) 2, Emory 0

Texas-Dallas 1, Wash. & Lee 0

Puget Sound 4, Claremont-M-S 0

Chapman* 1, UC Santa Cruz 1 (2 OT, PK)

Regional Finals

Wheaton (MA) 3, Keene St. 1

William Smith 3, NYU 0

Ohio Wesleyan 2, Wilmington (OH) 0

St. Thomas (MN) 3, Wis.-Stevens Point 0

Wheaton (IL) 2, UChicago 0

Messiah 2, TCNJ 1

Trinity (TX) 1, Texas-Dallas 0

Puget Sound 1, Chapman 0

Quarterfinals

William Smith* 0, Wheaton (MA) 0 (2 OT, PK)

Ohio Wesleyan* 0, St. Thomas (MN) 0 (2 OT, PK)

Messiah* 0, Wheaton (IL) 0 (2 OT, PK)

Trinity (TX) 2, Puget Sound 1

Semifinals

Ohio Wesleyan 3, William Smith 0

Messiah* 0, Trinity (TX) 0 (2 OT, PK)

Championship

Ohio Wesleyan 1, Messiah 0

2003

First Round

Webster 1, Lake Forest 0

WashU 4, Lakeland 0

Wis.-Stevens Point 3, Macalester 0

Chapman 3, Whittier 1

Wilmington (OH) 1, Thomas More 0 (2 OT)

Hope 2, Manchester 0

Me.-Farmington 1, Husson 0 (OT)

Amherst 1, Bridgewater St. 0

Endicott 1, Emmanuel (MA) 0

Mary Washington 2, Cabrini 1

Frostburg St. 3, Westminster (PA) 2

Ithaca 2, Grove City 0

Stevens 5, Chestnut Hill 0

Regional Semifinals

UChicago 3, Webster 0

Wheaton (IL) 1, WashU 0

Loras 3, Wis.-Stevens Point 1

Puget Sound 1, Chapman 0

Wilmington (OH) 1, Allegheny 0

DePauw 1, Hope 0

Va. Wesleyan 2, Hardin-Simmons 1

Wash. & Lee* 0, Greensboro 0 (2 OT, PK)

Wheaton (MA) 7, Me.-Farmington 0

Amherst 2, Endicott 1 (OT)

TCNJ 4, Denison 2

Mary Washington 1, Messiah 0

Scranton 1, Frostburg St. 0

Muhlenberg 3, Eastern Conn. St. 1

SUNY Oneonta* 0, Ithaca 0 (2 OT, PK)

Union (NY) 5, Stevens 0

Regional Finals

UChicago* 0, Wheaton (IL) 0 (2 OT, PK)

Puget Sound 2, Loras 0

DePauw 4, Wilmington (OH) 0

Va. Wesleyan 1, Wash. & Lee 0 (2 OT)

Wheaton (MA) 3, Amherst 2

TCNJ 5, Mary Washington 1

Scranton 1, Muhlenberg 0

SUNY Oneonta 1, Union (NY) 0 (2 OT)

Quarterfinals

UChicago 2, Puget Sound 1 (2 OT)

DePauw* 0, Va. Wesleyan 0 (2 OT, PK)

TCNJ 2, Wheaton (MA) 0

SUNY Oneonta 1, Scranton 0 (2 OT)

Semifinals

UChicago 2, DePauw 1 (OT)

SUNY Oneonta 2, TCNJ 1

Championship

SUNY Oneonta 2, UChicago 1 (OT)

2004

First Round

Williams 3, Endicott 1

Keene St. 1, Worcester St. 0

Middlebury 4, Simmons 0

Stevens* 0, Scranton 0 (2 OT, PK)

Ithaca 4, Misericordia 1

Frostburg St.* 1, Westminster (PA) 1 (2 OT, PK)

Emory 2, Maryville (TN) 0

Wis.-Stevens Point 5, Concordia Wisconsin 0

Montclair St. 4, Bay Path 0

Gettysburg 11, Chestnut Hill 0

Macalester 3, Grinnell 1

Redlands 2, Chapman 1

Hardin-Simmons 2, Dallas 0

Second Round

Wheaton (MA)* 0, Williams 0 (2 OT, PK)

Middlebury 2, Keene St. 0

Hamilton 1, Stevens 0

SUNY Oneonta. 1, Ithaca 0 (OT)

Chris. Newport 2, Frostburg St. 1

Lynchburg 1, Emory 0 (OT)

UChicago 4, Wis.-Stevens Point 0

Wheaton (IL) 5, Hope 0

Messiah* 0, Montclair St. 0 (2 OT, PK)

TCNJ 2, Gettysburg 1

Mary Washington* 1, Otterbein 1 (2 OT, PK)

Ohio Wesleyan 9, Manchester 0

Macalester 1, Loras 0

WashU 5, Principia 0

Puget Sound 4, Redlands 1

Hardin-Simmons 1, Trinity (TX) 0

Sectional Semifinals

Wheaton (MA) 2, Middlebury 1

SUNY Oneonta 2, Hamilton 1

Chris. Newport 1, Lynchburg 0

Wheaton (IL) 3, UChicago 0

Messiah 1, TCNJ 0

Mary Washington* 0, Ohio Wesleyan 0 (2 OT, PK)

WashU* 0, Macalester 0 (2 OT, PK)

Puget Sound 2, Hardin-Simmons 0

Sectional Finals

Wheaton (MA) 3, SUNY Oneonta 0

Wheaton (IL) 4, Chris. Newport 0

Messiah 3, Mary Washington 0

Puget Sound 3, WashU 0

Semifinals

Wheaton (IL) 3, Wheaton (MA) 1

Puget Sound 3, Messiah 0

Championship

Wheaton (IL)** 1, Puget Sound 1 (2 OT, PK)

***Declared champion on basis of penalty kicks*

2005

First Round

Westminster (PA) 5, Notre Dame (MD) 1

Stevens 5, Wilkes 0
 Johns Hopkins* 1, Rowan 1 (2 OT, PK)
 Otterbein 2, Mt. St. Joseph 1
 Ohio Wesleyan* 2, Calvin 2 (2 OT, PK)
 Denison 2, Frostburg St. 0
 DePauw* 0, Hope 0 (2 OT, PK)
 Tufts 3, Johnson & Wales (RI) 0
 Bates 3, Eastern Conn. St. 1
 Wheaton (MA) 4, Worcester St. 0
 Western Conn. St. 2, Endicott 1
 Union (NY) 1, Ithaca 0 (OT)
 Rochester (NY) 1, William Smith 0
 Springfield 3, Castleton 0
 Haverford* 1, Arcadia 1 (2 OT, PK)
 Dickinson 2, Misericordia 1
 Moravian 2, Wash. & Lee 1 (2 OT)
 Va. Wesleyan 2, Chris. Newport 1
 Lynchburg 3, Catholic 1
 Hardin-Simmons 3, Pomona-Pitzer 0
 Trinity (TX) 2, Dallas 0
 UChicago 4, Aurora 0
 Loras 1, Ill. Wesleyan 0
 Wheaton (IL) 5, Webster 0
 Wis.-Eau Claire* 0, Augustana (IL) 0 (2 OT, PK)
 Emory 1, Sewanee 0 (OT)
 Puget Sound 3, Maryville (TN) 0
 Grinnell 3, Lakeland 1

Second Round

TCNJ 5, Westminster (PA) 0
 Stevens 2, Johns Hopkins 1
 Otterbein 4, Ohio Wesleyan 1
 Denison 1, DePauw 0 (OT)
 Tufts 1, Bates 0
 Wheaton (MA) 1, Western Conn. St. 0
 Rochester (NY)* 0, Union (NY) 0 (2 OT, PK)
 SUNY Oneonta 3, Springfield 1
 Messiah 1, Haverford 0
 Dickinson 1, Moravian 0
 Lynchburg 1, Va. Wesleyan 0
 Trinity (TX) 3, Hardin-Simmons 2 (OT)
 UChicago 3, Loras 0
 Wheaton (IL) 2, Wis.-Eau Claire 1 (OT)
 Puget Sound 2, Emory 0
 Macalester 3, Grinnell 0

Sectional Semifinals

TCNJ 1, Stevens 0
 Denison* 0, Otterbein 0 (2 OT, PK)
 Tufts 5, Wheaton (MA) 2
 SUNY Oneonta 3, Rochester (NY) 0
 Messiah 3, Dickinson 1
 Trinity (TX) 1, Lynchburg 0
 UChicago 2, Wheaton (IL) 1
 Puget Sound* 0, Macalester 0 (2 OT, PK)

Sectional Finals

TCNJ 2, Denison 1
 Tufts* 1, SUNY Oneonta 1 (2 OT, PK)
 Messiah* 0, Trinity (TX) 0 (2 OT, PK)
 UChicago 1, Puget Sound 0 (OT)

Semifinals

TCNJ 3, Tufts 0
 Messiah 2, UChicago 1 (OT)

Championship

Messiah 1, TCNJ 0

2006

First Round

Loras 1, Wis.-Oshkosh 0
 Maryville (TN) 2, Methodist 0
 Wash. & Lee 6, Meredith 0
 Elizabethtown 3, Stockton 2 (OT)
 Montclair St. 1, Nazareth 0
 Johns Hopkins 2, Salisbury 1 (2 OT)
 Va. Wesleyan 1, Chris. Newport 0
 Wis.-Eau Claire 2, Concordia-M'head 0
 Augustana (IL) 2, Grinnell 1
 Wheaton (IL) 2, Aurora 0

Macalester 2, DePauw 1
 Hardin-Simmons* 2, Puget Sound 2 (2 OT, PK)
 Trinity (TX)* 1, Willamette 1 (2 OT, PK)
 UC Santa Cruz 3, Claremont-M-S 0
 Stevenson 3, Notre Dame (MD) 1
 Western Conn. St. 2, Western New Eng. 0
 Middlebury 4, Scranton 3
 Worcester St. 2, Stevens 0
 Endicott 3, Union (NY) 2
 Wheaton (MA) 3, Husson 0
 Amherst 2, Kean 0
 Messiah 6, Penn St.-Behrend 0
 Ithaca 4, SUNY Brockport 0
 Rochester (NY) 2, Misericordia 0
 SUNY Oneonta 2, Rowan 0
 Wittenberg 2, Otterbein 1
 Denison 2, Transylvania 0
 Kenyon 2, Capital 1

Second Round

WashU 3, Loras 0
 Wash. & Lee 1, Maryville (TN) 0
 Elizabethtown 1, Montclair St. 0 (OT)
 Va. Wesleyan* 0, Johns Hopkins 0 (2 OT, PK)
 Wis.-Eau Claire 4, Augustana (IL) 0
 Wheaton (IL) 3, Macalester 0
 Hardin-Simmons 2, Trinity (TX) 1
 UC Santa Cruz 4, Webster 0
 TCNJ 10, Stevenson 1
 Middlebury 3, Western Conn. St. 2
 Endicott* 1, Worcester St. 1 (2 OT, PK)
 Amherst 3, Wheaton (MA) 0
 Messiah 2, Ithaca 1 (OT)
 Rochester (NY) 1, SUNY Oneonta 0
 Denison* 0, Wittenberg 0 (2 OT, PK)
 Calvin 1, Kenyon 0

Sectional Semifinals

Wash. & Lee 2, WashU 1
 Va. Wesleyan 1, Elizabethtown 0
 Wheaton (IL) 2, Wis.-Eau Claire 0
 Hardin-Simmons* 0, UC Santa Cruz 0 (2 OT, PK)
 TCNJ 1, Middlebury 0
 Amherst 1, Endicott 0
 Messiah 2, Rochester (NY) 0
 Calvin 1, Denison 0 (2 OT)

Sectional Finals

Va. Wesleyan* 0, Wash. & Lee 0 (2 OT, PK)
 Wheaton (IL) 3, Hardin-Simmons 0
 TCNJ* 0, Amherst 0 (2 OT, PK)
 Messiah* 1, Calvin 1 (2 OT, PK)

Semifinals

Wheaton (IL) 2, Va. Wesleyan 0
 TCNJ 1, Messiah 0

Championship

Wheaton (IL) 2, TCNJ 0

2007

First Round

Westminster (PA) 2, Manhattanville 0
 York (PA) 2, Stockton 1
 Va. Wesleyan 2, Johns Hopkins 0
 Wittenberg 4, Penn St.-Behrend 0
 Calvin* 0, Capital 0 (2 OT, PK)
 Ithaca 2, Bowdoin 0
 Wheaton (MA) 9, Summit 0
 TCNJ 7, Farmingdale St. 0
 Eastern 1, Salisbury 0
 WashU 3, Webster 1
 Denison 1, Rose-Hulman 0
 Roanoke 3, Methodist 1
 Lynchburg 1, Maryville (TN) 0
 Hardin-Simmons* 0, Trinity (TX) 0 (2 OT, PK)
 St. Scholastica 1, Carroll (WI) 0
 UChicago 1, Aurora 0
 Wis.-Stevens Point 3, Saint Benedict 2
 Puget Sound 3, Cal Lutheran 0
 Whitworth 2, UC Santa Cruz 1

Carthage 2, Concordia-M'head 1
 Wartburg 2, Wis.-Eau Claire 1
 Worcester St. 2, William Smith 0
 Union (NY) 1, Elizabethtown 0
 Western Conn. St. 2, Rowan 0
 Endicott 2, SUNY Oneonta 1
 Hamilton 2, Moravian 0
 Tufts 3, Emmanuel (MA) 1
 Springfield 3, Husson 0

Second Round

Messiah 3, Westminster (PA) 0
 York (PA) 1, Va. Wesleyan 0
 Wittenberg* 0, Calvin 0 (2 OT, PK)
 Ithaca 1, Wheaton (MA) 0
 TCNJ 2, Eastern 0
 WashU 3, Denison 0
 Lynchburg 1, Roanoke 0
 Emory 1, Hardin-Simmons 0
 Wheaton (IL) 7, St. Scholastica 1
 Wis.-Stevens Point* 0, UChicago 0 (2 OT, PK)
 Puget Sound 2, Whitworth 1
 Wartburg 2, Carthage 1
 Worcester St. 2, Union (NY) 1
 Western Conn. St. 3, Endicott 1
 Hamilton* 2, Tufts 2 (2 OT, PK)
 Williams 1, Springfield 0

Sectional Semifinals

Messiah 3, York (PA) 0
 Ithaca 1, Wittenberg 0
 TCNJ 1, WashU 0
 Lynchburg 2, Emory 1 (2 OT)
 Wheaton (IL) 4, Wis.-Stevens Point 0
 Puget Sound 3, Wartburg 2 (2 OT)
 Western Conn. St. 2, Worcester St. 1 (2 OT)
 Hamilton 2, Williams 1

Sectional Finals

Messiah 3, Ithaca 1
 TCNJ 1, Lynchburg 0
 Wheaton (IL) 2, Puget Sound 0
 Western Conn. St. 1, Hamilton 0

Semifinals

Messiah 2, TCNJ 0
 Wheaton (IL) 3, Western Conn. St. 0

Championship

Wheaton (IL) 1, Messiah 0

2008

First Round

Husson 2, Norwich 0 (2 OT)
 Western Conn. St.* 0, Skidmore 0 (2 OT, PK)
 TCNJ 1, Moravian 0
 Ithaca 6, Westfield St. 0
 Roger Williams 1, Rochester (NY) 0
 Emory 3, St. Mary's (MD) 0
 Lynchburg 3, Maryville (TN) 0
 Wheaton (IL) 3, Carroll (WI) 1
 Wis.-Eau Claire 3, Carthage 0
 WashU 3, Principia 0
 Ill. Wesleyan* 0, Rhodes 0 (2 OT, PK)
 Claremont-M-S* 0, Hardin-Simmons 0 (2 OT, PK)
 UC Santa Cruz 2, Redlands 1
 Carleton 2, St. Scholastica 0
 Wash. & Jeff.* 1, Marywood 1 (2 OT, PK)
 Calvin 1, Mt. St. Joseph 0
 UChicago 4, Wittenberg 0
 Wis.-Stevens Point 6, Edgewood 0
 Loras* 1, St. Thomas (MN) 1 (2 OT, PK)
 Rowan 2, SUNY Oneonta 1
 Eastern 1, Wheaton (MA) 0
 Amherst 4, Farmingdale St. 0
 Springfield 1, Union (NY) 0
 Otterbein 1, Penn St.-Altoona 0
 Denison 1, Centre 0
 Johns Hopkins 1, Meredith 0
 Va. Wesleyan* 0, Stockton 0 (2 OT, PK)
 Endicott 1, Nazareth 0

William Smith 2, Keuka 0

Second Round

Williams 3, Husson 0
TCNJ 3, Western Conn. St. 0
Ithaca 2, Roger Williams 0
Lynchburg 1, Emory 0
Wheaton (IL)* 0, Wis.-Eau Claire 0 (2 OT, PK)
WashU* 0, Ill. Wesleyan 0 (2 OT, PK)
Claremont-M-S 4, UC Santa Cruz 0
Carleton 1, Puget Sound 0
Messiah 6, Wash. & Jeff. 0
UChicago* 0, Calvin 0 (2 OT, PK)
Wis.-Stevens Point 2, Loras 0
Eastern 2, Rowan 1
Amherst 3, Springfield 0
Otterbein 2, Denison 0
Johns Hopkins 1, Va. Wesleyan 0
William Smith* 1, Endicott 1 (2 OT, PK)

Sectional Semifinals

Williams 2, TCNJ 1
Ithaca 2, Lynchburg 0
Wheaton (IL) 3, WashU 0
Carleton 1, Claremont-M-S 0
Messiah 4, UChicago 1
Eastern 1, Wis.-Stevens Point 0
Amherst 1, Otterbein 0
William Smith 3, Johns Hopkins 1

Sectional Finals

Williams 2, Ithaca 0
Wheaton (IL) 2, Carleton 1
Messiah 2, Eastern 0
William Smith 1, Amherst 0

Semifinals

Wheaton (IL) 3, Williams 1
Messiah 3, William Smith 0

Championship

Messiah 5, Wheaton (IL) 0

2009

First Round

Maryville (TN) 3, Mary Washington 2
Claremont-M-S 2, UC Santa Cruz 1
Hardin-Simmons 1, Puget Sound 0
Wash. & Lee 4, Chris. Newport 0
Lynchburg 5, Catholic 1
Concordia-M'head 2, Dubuque 0
Macalester 3, St. Scholastica 0
Augustana (IL) 2, Albion 1
Wis.-Stevens Point 1, St. Thomas (MN) 0
Calvin 4, Wash & Jeff. 0
Wittenberg 3, Ohio Northern 1
UChicago 2, Aurora 0
Wheaton (IL) 3, Carleton 1
WashU 2, Webster 1
Ill. Wesleyan 1, Carroll (WI) 0
Williams 5, Keuka 0
SUNY Oneonta 1, Skidmore 0
Amherst 3, Eastern Conn. St. 0
TCNJ 2, Plattsburgh St. 0
Rochester (NY) 4, Westfield St. 0
Rowan 3, MIT 0
William Smith 2, Simmons 0
Ithaca 1, Muhlenberg 0
Messiah 6, Farmingdale St. 1
Endicott* 1, SUNY Geneseo 1 (2 OT, PK)
Otterbein 1, Frostburg St. 0
Denison 2, Transylvania 0
Middlebury 6, Husson 0
Wheaton (MA) 2, Stockton 0
Johns Hopkins 4, Cabrini 0
Eastern 1, Va. Wesleyan 0

Second Round

Trinity (TX) 5, Maryville (TN) 0
Hardin-Simmons 3, Claremont-M-S 0
Lynchburg 2, Wash. & Lee 0
Concordia-M'head 3, Macalester 1

Augustana (IL) 1, Wis.-Stevens Point 0
Calvin 1, Wittenberg 0
Wheaton (IL) 1, UChicago 0
WashU 1, Ill. Wesleyan 0
Williams 2, SUNY Oneonta 1
TCNJ 4, Amherst 0
Rowan 1, Rochester (NY) 0
Ithaca* 0, William Smith 0 (2 OT, PK)
Messiah 1, Endicott 0
Otterbein 1, Denison 0
Middlebury 2, Wheaton (MA) 1
Johns Hopkins 2, Eastern 1

Sectional Semifinals

Trinity (TX) 1, Hardin-Simmons 0
Lynchburg 4, Concordia-M'head 0
Calvin 2, Augustana (IL) 1
WashU* 0, Wheaton (IL) 0 (2 OT, PK)
TCNJ 1, Williams 0
Ithaca 2, Rowan 1 (OT)
Messiah 1, Otterbein 0 (2 OT)
Johns Hopkins 1, Middlebury 0

Sectional Finals

Lynchburg* 1, Trinity (TX) 1 (2 OT, PK)
WashU 2, Calvin 1
TCNJ 1, Ithaca 0
Messiah 3, Johns Hopkins 1

Semifinals

WashU* 1, Lynchburg 1 (2 OT, PK)
Messiah 1, TCNJ 0

Championship

Messiah 1, WashU 0

2010

First Round

Redlands 2, Chapman 1
Trinity (TX) 2, Puget Sound 0
Hardin-Simmons 3, Principia 0
Lynchburg 1, Transylvania 0
Emory 2, Maryville (TN) 0
Carleton 2, Augustana (IL) 1 (OT)
Wheaton (IL) 3, Lawrence 0
Ill. Wesleyan 3, Wash. & Jeff. 0
Denison 1, Penn St.-Altoona 0
Wis.-Stevens Point 4, Macalester 2
Concordia-M'head 2, Northwestern-St. Paul 0
Loras 3, Aurora 1
Wartburg* 0, UChicago 0 (2 OT, PK)
WashU 2, Allegheny 1
Otterbein 1, Calvin 0
Scranton 1, Plattsburgh St. 0
William Smith 3, Keuka 0
Rochester (NY) 1, Western Conn. St. 0
SUNY Oneonta 3, Roger Williams 0
Wheaton (MA) 4, Mitchell 0
Eastern Conn. St. 1, Worcester St. 0
Williams 3, Lasell 0
Brandeis 2, Castleton 1
Messiah 4, Manhattanville 0
Rowan 2, Stevenson 0
Stevens 2, Wm. Paterson 1
Dickinson* 1, Centenary (NJ) 1 (2 OT, PK)
Hamilton 1, Va. Wesleyan 0
Johns Hopkins 2, Farmingdale St. 0
Ithaca 1, Springfield 0
TCNJ 4, Chris. Newport 0

Second Round

Redlands 3, Cal Lutheran 0
Hardin-Simmons 2, Trinity (TX) 1
Emory 1, Lynchburg 0 (OT)
Wheaton (IL) 4, Carleton 1
Denison 2, Ill. Wesleyan 0
Wis.-Stevens Point 1, Concordia-M'head 0
Loras 2, Wartburg 0
Otterbein 2, WashU 0
William Smith 3, Scranton 1
SUNY Oneonta 2, Rochester (NY) 0

Eastern Conn. St.* 0, Wheaton (MA) 0 (2 OT, PK)
Williams 6, Brandeis 0
Messiah 4, Rowan 0
Dickinson 5, Stevens 1
Johns Hopkins 2, Hamilton 0
TCNJ 3, Ithaca 0

Sectional Semifinals

Hardin-Simmons 2, Redlands 0
Emory* 1, Wheaton (IL) 1 (2 OT, PK)
Denison* 1, Wis.-Stevens Point 1 (2 OT, PK)
Otterbein* 0, Loras 0 (2 OT, PK)
William Smith 2, SUNY Oneonta 1
Williams 2, Eastern Conn. St. 0
Messiah 3, Dickinson 0
Johns Hopkins 2, TCNJ 1

Sectional Finals

Hardin-Simmons 2, Emory 1
Otterbein* 1, Denison 1 (2 OT, PK)
William Smith 1, Williams 0
Messiah 2, Johns Hopkins 1

Semifinals

Hardin-Simmons* 0, Otterbein 0 (2 OT, PK)
Messiah 4, William Smith 0

Championship

Hardin-Simmons 2, Messiah 1

2011

First Round

Wheaton (IL) 5, Penn St.-Behrend 0
Capital 1, Alma 0
Wartburg 2, Principia 0
Wis.-Whitewater 2, Aurora 0
Loras 3, Hanover 0
Saint Benedict* 0, Carroll (WI) 0 (2 OT, PK)
WashU 2, Thomas More 0
Wis.-Oshkosh* 0, Ohio Wesleyan 0 (2 OT, PK)
Trinity (TX) 5, St. Scholastica 2
Hardin-Simmons 3, Texas-Dallas 0
Ohio Northern 1, Scranton 0 (OT)
Ithaca 2, Ill. Wesleyan 1 (OT)
CWRU 3, Lebanon Valley 0
SUNY Cortland* 0, Eastern 0 (2 OT, PK)
UC Santa Cruz 1, Cal Lutheran 0 (OT)
Concordia-M'head* 1, Puget Sound 1 (2 OT, PK)
Messiah 10, Elms 0
Skidmore* 0, MIT 0 (2 OT, PK)
SUNY New Paltz* 0, Lynchburg 0 (2 OT, PK)
Rowan 1, Shenandoah 0 (OT)
Amherst 3, Castleton 1
Misericordia 1, Farmingdale St. 0
Johns Hopkins 6, Eastern Conn. St. 1
Springfield 2, Cabrini 0
William Smith 6, Lancaster Bible 0
Wheaton (MA) 1, Salisbury 0
Middlebury 2, Lasell 0
TCNJ 3, Roger Williams 0
Emory 3, Piedmont 0
Centre* 0, Roanoke 0 (2 OT, PK)
Westfield St.* 1, Stevens 1 (2 OT, PK)
Williams 1, Va. Wesleyan 0

Second Round

Wheaton (IL) 3, Capital 0
Wis.-Whitewater* 1, Wartburg 1 (2 OT, PK)
Saint Benedict 2, Loras 1
WashU 2, Wis.-Oshkosh 0
Trinity (TX) 3, Hardin-Simmons 1
Ithaca 1, Ohio Northern 0
SUNY Cortland 1, CWRU 0
Concordia-M'head 2, UC Santa Cruz 1 (OT)
Messiah 3, Skidmore 0
SUNY New Paltz 2, Rowan 1 (OT)
Amherst 3, Misericordia 1
Johns Hopkins 4, Springfield 1
William Smith 1, Wheaton (MA) 0
Middlebury 1, TCNJ 0
Emory 2, Centre 0

Williams 2, Westfield St. 1

Sectional Semifinals

Wheaton (IL) 4, Wis.-Whitewater 1
WashU 2, Saint Benedict 1
Ithaca 1, Trinity (TX) 0 (2 OT)
SUNY Cortland 2, Concordia-M'head 0
Messiah 1, SUNY New Paltz 0
Amherst 2, Johns Hopkins 0
William Smith 2, Middlebury 1
Williams 1, Emory 0 (2 OT)

Sectional Finals

Wheaton (IL) 4, WashU 2
Ithaca 2, SUNY Cortland 0
Messiah 3, Amherst 1
William Smith 4, Williams 0

Semifinals

Wheaton (IL) 2, Ithaca 0
Messiah 1, William Smith 0

Championship

Messiah 3, Wheaton (IL) 1

2012

First Round

Trinity (TX) 1, Puget Sound 0
Hardin-Simmons 1, Chapman 0
Wheaton (IL) 4, Webster 0
Wis.-Whitewater 4, Wittenberg 0
WashU 3, Transylvania 0
Thomas More 1, Augustana (IL) 0
Concordia-M'head 2, Lake Forest 1
Cal Lutheran 2, Wartburg 1
Loras 2, St. Scholastica 0
Calvin 1, Aurora 0 (OT)
Centre 2, Agnes Scott 0
Emory 2, DePauw 0
Carnegie Mellon 5, Cabrini 0
Ohio Northern* 1, RIT 1 (2 OT, PK)
Wheaton (MA) 1, Westfield St. 0 (OT)
Williams 2, Farmingdale St. 0
Ithaca 5, UMass Boston 1
Bowdoin* 0, Scranton 0 (2 OT, PK)
Middlebury 3, Castleton 1
Misericordia 2, Lesley 0
Lasell 3, Amherst 1
Brandeis 2, Union (NY) 1 (OT)
William Smith 3, Penn St.-Behrend 0
SUNY Cortland 1, Springfield 0
Messiah 2, Roger Williams 1
Grove City 1, Western Conn. St. 0
TCNJ 6, CCNY 0
MIT* 0, Haverford 0 (2 OT, PK)
Montclair St. 3, Averett 2 (OT)
Lynchburg 1, Frostburg St. 0
Johns Hopkins 5, Lancaster Bible 0
Rowan 1, Va. Wesleyan 0

Second Round

Hardin-Simmons* 2, Trinity (TX) 2 (2 OT, PK)
Wheaton (IL) 7, Wis.-Whitewater 0
WashU 3, Thomas More 2 (OT)
Concordia-M'head 3, Cal Lutheran 2
Loras 4, Calvin 2
Emory 2, Centre 0
Carnegie Mellon 1, Ohio Northern 0
Wheaton (MA) 1, Williams 0
Ithaca 2, Bowdoin 1
Misericordia 1, Middlebury 0
Brandeis 3, Lasell 0
SUNY Cortland* 0, William Smith 0 (2 OT, PK)
Messiah 3, Grove City 0
MIT 1, TCNJ 0 (OT)
Lynchburg 2, Montclair St. 0
Johns Hopkins 4, Rowan 2

Sectional Semifinals

Wheaton (IL) 2, Hardin-Simmons 1 (OT)
WashU 2, Concordia-M'head 1
Emory 2, Loras 1

Carnegie Mellon 3, Wheaton (MA) 0
Misericordia* 0, Ithaca 0 (2 OT, PK)
Brandeis 2, SUNY Cortland 1
Messiah 5, MIT 0
Johns Hopkins 3, Lynchburg 1

Sectional Finals

Wheaton (IL) 3, WashU 1
Emory* 0, Carnegie Mellon 0 (2 OT, PK)
Misericordia 2, Brandeis 0
Messiah 3, Johns Hopkins 0

Semifinals

Emory 2, Wheaton (IL) 1
Messiah 3, Misericordia 0

Championship

Messiah 1, Emory 0

2013

First Round

WashU 5, St. Norbert 2
Calvin 1, Aurora 0 (2 OT)
Puget Sound 1, Cal Lutheran 0 (2 OT)
Hardin-Simmons 2, Claremont-M-S 0
Hanover 2, Salem 1
Thomas More 2, Allegheny 1
Wis.-Whitewater 3, St. Scholastica 2 (OT)
Capital 1, UChicago 0 (2 OT)
William Smith 5, Cabrini 0
SUNY Oneonta 1, Farmingdale St. 0
TCNJ 2, Penn St.-Berks 0
RIT* 0, MIT 0 (2 OT, PK)
Messiah 4, Lasell 1
Amherst 1, Springfield 0
Ithaca 3, Penn St.-Behrend 0
Rowan 1, Skidmore 0
Montclair St. 1, Colby-Sawyer 0
Bowdoin 3, Chris. Newport 1
Trinity (TX) 3, Augustana (IL) 1
Ill. Wesleyan 3, Transylvania 0
Wheaton (IL) 4, Webster 0
Loras 2, Saint Benedict 0
Emory 6, Piedmont 1
Lynchburg 3, Centre 2
Johns Hopkins 6, Brooklyn 0
York (PA) 1, Carnegie Mellon 0
Williams 5, Lesley 1
Keene St. 2, Haverford 0
Middlebury 5, Bridgewater St. 0
Endicott 1, Scranton 0
Misericordia 2, Drew 0
Trinity (CT) 2, Elizabethtown 1

Second Round

WashU 3, Calvin 1
Puget Sound 1, Hardin-Simmons 0 (2 OT)
Thomas More 1, Hanover 0
Capital 1, Wis.-Whitewater 0
William Smith 1, SUNY Oneonta 0
TCNJ 1, RIT 0
Messiah 2, Amherst 0
Ithaca 1, Rowan 0
Montclair St. 7, Bowdoin 0
Trinity (TX)* 1, Ill. Wesleyan 1 (2 OT, PK)
Wheaton (IL) 3, Loras 2
Emory 2, Lynchburg 0
Johns Hopkins 1, York (PA) 0 (OT)
Williams 3, Keene St. 0
Middlebury 2, Endicott 1
Misericordia* 0, Trinity (CT) 0 (2 OT, PK)

Sectional Semifinals

WashU 3, Puget Sound 0
Capital 2, Thomas More 1
William Smith 1, TCNJ 0
Ithaca 1, Messiah 0 (OT)
Trinity (TX) 2, Montclair St. 1
Wheaton (IL) 1, Emory 0 (2 OT)
Johns Hopkins 2, Williams 1 (2 OT)
Middlebury 5, Misericordia 1

Sectional Finals

Capital* 1, WashU 1 (2 OT, PK)
William Smith 1, Ithaca 0
Trinity (TX) 2, Wheaton (IL) 1
Middlebury 1, Johns Hopkins 0

Semifinals

William Smith 1, Capital 0
Trinity (TX) 2, Middlebury 1

Championship

William Smith 2, Trinity (TX) 0

2014

First Round

[Messiah 5, Brooklyn 0](#)
[Capital* 0, Gettysburg 0 \(2 OT, PK\)](#)
[Nazareth 1, Worcester St. 0](#)
[Amherst 2, NYU 0](#)
[Lynchburg 4, Salem 0](#)
[Stevenson 1, Chris. Newport 0 \(OT\)](#)
[Montclair St. 1, Lesley 0](#)
[Connecticut Col. 3, Swarthmore 1](#)
[Hope 1, Wheaton \(IL\) 0 \(2 OT\)](#)
[Ill. Wesleyan 4, Dubuque 2](#)
[UChicago 1, Webster 0](#)
[Augsburg 1, Wis.-Oshkosh 0 \(OT\)](#)
[Puget Sound 1, WashU 0](#)
[Centre 4, Wis.-Whitewater 0](#)
[Lake Forest 2, St. Scholastica 1 \(OT\)](#)
[Aurora 2, Concordia-M'head 1 \(OT\)](#)
[Carnegie Mellon 3, Penn St.-Berks 0](#)
[Catholic 3, Hanover 2](#)
[Johns Hopkins 4, Farmingdale St. 0](#)
[SUNY Geneseo* 3, Frostburg St. 3 \(2 OT, PK\)](#)
[Trinity \(TX\) 3, Texas-Tyler 0](#)
[Redlands 2, Hardin-Simmons 1](#)
[Thomas More 6, Maryville \(TN\) 0](#)
[Kenyon 1, Emory 0](#)
[Williams 2, Lasell 0](#)
[Ithaca 3, Springfield 1](#)
[MIT 3, Colby-Sawyer 1](#)
[Roger Williams 3, Bowdoin 0](#)
[William Smith 5, Keene St. 0](#)
[TCNJ 3, Allegheny 0](#)
[Misericordia 4, Cabrini 0](#)
[Brandeis 2, Penn St.-Behrend 0.](#)

Second Round

[Messiah 5, Capital 1](#)
[Nazareth* 2, Amherst 2 \(2 OT, PK\)](#)
[Lynchburg 4, Stevenson 1](#)
[Montclair St. 1, Connecticut Col. 0 \(2 OT\)](#)
[Ill. Wesleyan 2, Hope 1](#)
[UChicago 3, Augsburg 0](#)
[Centre* 0, Puget Sound 0 \(2 OT, PK\)](#)
[Aurora 1, Lake Forest 0 \(OT\)](#)
[Carnegie Mellon 2, Catholic 1 \(OT\)](#)
[Johns Hopkins 3, SUNY Geneseo 1](#)
[Trinity \(TX\) 2, Redlands 0](#)
[Thomas More 2, Kenyon 1](#)
[Williams 4, Ithaca 1](#)
[Roger Williams 1, MIT 0 \(2 OT\)](#)
[TCNJ 2, Williams Smith 1 \(2 OT\)](#)
[Misericordia 2, Brandeis 1](#)

Sectional Semifinals

[Messiah 3, Nazareth 0](#)
[Lynchburg 2, Montclair St. 0](#)
[Ill. Wesleyan 3, UChicago 2 \(2 OT\)](#)
[Centre* 1, Aurora 1 \(2 OT, PK\)](#)
[Johns Hopkins* 1, Carnegie Mellon 1 \(2 OT, PK\)](#)
[Thomas More 1, Trinity \(TX\) 0 \(2 OT\)](#)
[Williams 3, Roger Williams 2](#)
[TCNJ 3, Misericordia 1](#)

Sectional Finals

[Lynchburg* 1, Messiah 1 \(2 OT, PK\)](#)
[Ill. Wesleyan 2, Centre 1 \(OT\)](#)
[Johns Hopkins 1, Thomas More 0](#)
[Williams 1, TCNJ 0](#)

Semifinals

[Lynchburg 2, Ill. Wesleyan 1](#)
[Williams 1, Johns Hopkins 0](#)

Championship

Lynchburg** 0, Williams 0 (2 OT, PK)

***Declared champion on basis of penalty kicks*

2015

First Round

[Messiah 5, Staten Island 0](#)
Montclair St. 3, Springfield 0
Rowan 2, Lasell 0
Lynchburg 1, Babson 0
Trinity (TX)* 1, Texas-Tyler 1 (2OT, 4-3 PK)
Hardin-Simmons 2, UC Santa Cruz 0
Swarthmore 5, St. Joseph's (L.I.) 2
Catholic 1, Ithaca 0
WashU 4, York (PA) 0
Denison 1, DeSales 0
Wartburg 1, St. Scholastica 0
Puget Sound 2, Augustana (IL) 0
Wis.-Whitewater 1, Carroll 0 (OT)
Wheaton (IL) 2, Gust. Adolphus 1
Ill. Wesleyan 7, Westminster (MO) 0
Pomona-Pitzer 3, Wis.-LaCrosse 0
Carnegie Mellon 5, Cabrini 0
SUNY Oneonta 3, McDaniel 1
Calvin 3, MSOE 2
DePauw* 1, Wis.-Oshkosh 1 (2 OT, 2-0 PK)
Centre 3, Penn St.-Behrend 1
Capital 1, Hanover 0
Thomas More 5, Piedmont 1
UChicago 3, Sewanee 0
William Smith 3, Penn St.-Berks 0
Roger Williams 2, Misericordia 1
Amherst 1, Colby-Sawyer 0
Brandeis 1, Western Conn. St. 0
Williams 3, Westfield St. 0
TCNJ 4, St. Lawrence 1
Stevens 5, Lesley 0
Bowdoin 3, Johns Hopkins 2

Second Round

Messiah 3, Montclair St. 0
Rowan 1, Lynchburg 0
Hardin-Simmons 2, Trinity (TX) 0
Swarthmore 5, Catholic 2
WashU 1, Denison 0
Wartburg* 0, Puget Sound 0 (2 OT, 5-3 PK)
Wis.-Whitewater 2, Wheaton (IL) 1
Ill. Wesleyan 1, Pomona-Pitzer 0 (2 OT)
Carnegie Mellon 1, SUNY Oneonta 0 (OT)
Calvin 1, DePauw 0
Centre 4, Capital 0
Thomas More 1, UChicago 0
William Smith 5, Roger Williams 1
Brandeis* 1, Amherst 1 (2 OT, 3-2 PK)
Williams 3, TCNJ 1
Stevens 4, Bowdoin 1

Sectional Semifinals

Messiah 3, Rowan 0
Swarthmore 1, Hardin-Simmons 1 (2 OT 4-3 PK)
WashU 1, Wartburg 0
Wis.-Whitewater 2, Ill. Wesleyan 1 (OT)
Calvin 1, Carnegie Mellon 0 (OT)
Centre 1, Thomas More 0
Williams Smith 1, Brandeis 0 (OT)
Williams 1, Stevens 1 (2 OT 3-0 PK)

Sectional Finals

Messiah 5, Swarthmore 0
Washington St. Louis 1, Wis.-Whitewater 0
Centre 4, Calvin 0
Williams 1, William Smith (2 OT 3-0 PK)

Semifinals

WashU* 1, Messiah 1 (2 OT 3-2 PK)
Williams 2, Centre 1

Championship

Williams 1, WashU 0

2016

First Round

Williams 3, Elms 0
Wentworth 1, Arcadia 0
Johns Hopkins 3, Western Conn. St. 1
Chris. Newport 3, Rowan 2
Messiah 4, Staten Island 0
Montclair St.* 1, Buffalo St. 1 (2 OT, 3-1 PK)
Stevens 8, Colby-Sawyer 0
Middlebury 1, MIT 0
Thomas More 3, Penn. St. Behrend 1
Lynchburg 3, Hope 2
UChicago 6, Webster 0
Augsburg 2, MSOE 0
Wis.-Whitewater 3, Minn.-Morris 0
Loras 1, St. Thomas (MN) 0
Pomona-Pitzer 5, UC Santa Cruz 2
Claremont-M-S 1, Pacific Lutheran 0
Trinity (TX) 2, Mount Union 1
Hanover 2, Ill. Wesleyan 1 (OT)
Penn. St.-Berks 3, Carnegie Mellon 1
Nazareth 2, Wittenberg 1
WashU 3, Knox 0
Luther 1, Denison 0
Centre 4, Piedmont
Hardin-Simmons 3, Wash. & Lee 0
TCNJ 7, Marywood 0
Brandeis 3, Wesleyan 0
McDaniel 4, Farmingdale St. 1
Connecticut Col.* 1, Scranton 1 (2 OT, 4-3 PK)
William Smith 5, Worcester St. 0
Trinity (CT)* 0, WPI 0 (2 OT, 3-1 PK)
Amherst 4, Lasell 0
Swarthmore 2, Misericordia 1

Second Round

Williams 1, Wentworth 0
Johns Hopkins 4, Chris. Newport 0
Messiah 2, Montclair St. 0
Middlebury 2, Stevens 0
Thomas More 1, Lynchburg 0
UChicago 2, Augsburg 0
Wis.-Whitewater 3, Loras 0
Pomona-Pitzer 6, Claremont M-S 0
Trinity (TX) 3, Hanover 1
Penn St. Berks 1, Nazareth 0
WashU 3, Luther 0
Hardin-Simmons* 0, Centre 0 (2 OT, 4-3 PK)
Brandeis* 1, TCNJ 1 (2 OT, 4-2 PK)
McDaniels 3, Connecticut Col. 1
William Smith 3, Trinity (CT) 0
Amherst 4, Swarthmore 2

Sectional Semifinals

Williams 2, Johns Hopkins 1
Messiah 3, Middlebury 0
UChicago 3, Thomas More 1
Pomona-Pitzer 3, Wis.-Whitewater 0
Trinity (TX) 2, Penn St.-Berks 0
WashU* 0, Hardin-Simmons 0 (2 OT, 2-1 PK)
Brandeis 1, McDaniel 0
William Smith 4, Amherst 2

Sectional Finals

Messiah 4, Williams 1
UChicago* 1, Pomona-Pitzer 1 (2 OT, 6-5 PK)
WashU* 1, Trinity (TX) 0
Brandeis 4, William Smith 3 (OT)

Semifinals

Messiah 1, UChicago 0
WashU 2, Brandeis 1

Championship

WashU** 1, Messiah 1 (2 OT 5-4 PK)

***Declared champion on basis of penalty kicks*

2017

First Round

UChicago 3, St. Catherine 0
Hope 1, Wis.-Whitewater 0
Loras 5, Webster 0
Wheaton (IL) 2, Knox 0
WashU 5, Dominican (IL) 0
Wittenberg 3, Thomas More 2 (OT)
Wis.-La Crosse 2, St. Scholastica 0
St. Thomas (MN) 1, Wartburg 0
TCNJ 3, Roger Williams 0
Va. Wesleyan 3, Tufts 2
Chris. Newport 6, Cabrini 0
Lynchburg 1, McDaniel 0
Messiah 4, Westfield St. 0
Scranton 2, Rowan 1
MIT 7, Castleton 2
Middlebury 1, West Conn. St. 0
William Smith 5, Lasell 0
Swarthmore 1, Susquehanna 0 (OT)
Ohio Northern 2, Penn St.-Behrend 0
Ill. Wesleyan 2, Centre 1
Carnegie Mellon 1, Farmingdale St. 0
Arcadia 3, Franklin 1
Hardin-Simmons 3, Methodist 1
Trinity (TX) 2, Mary Hardin-Baylor 0
Williams 2, Lesley 0
Brandeis 3, Stevens 1
Cal Lutheran 2, UC Santa Cruz 0
Pacific Lutheran 4, Whittier 0
Johns Hopkins 4, Staten Island 1
Wilkes 1, Connecticut Col. 0
SUNY Geneseo 2, Penn St.-Berks 1 (OT)
Misericordia 1, Hamilton 0

Second Round

UChicago 4, Hope 0
Wheaton (IL) 1, Loras 0
WashU 1, Wittenberg 0
Wis.-La Crosse 1, St. Thomas (MN) 0
TCNJ 3, Va. Wesleyan 0
Lynchburg 2, Chris. Newport 1
Messiah 1, Scranton 0
MIT 1, Middlebury 0
William Smith 2, Swarthmore 0
Ohio Northern 2, Ill. Wesleyan 0
Carnegie Mellon 1, Arcadia 0
Hardin-Simmons 3, Trinity (TX) 2
Williams 3, Brandeis 0
Cal Lutheran* 1, Pacific Lutheran 1 (2 OT, 5-4 PK)
Johns Hopkins 2, Wilkes 0
SUNY Geneseo 1, Misericordia 0

Sectional Semifinals

UChicago 2, Wheaton (IL) 0
Wis.-La Crosse 2, WashU 1
TCNJ 5, Lynchburg 0
Messiah 5, MIT 0
Ohio Northern 1, William Smith 0 (OT)
Hardin-Simmons 1, Carnegie Mellon 0
Williams 4, Cal Lutheran 0
Johns Hopkins 2, SUNY Geneseo 0

Sectional Finals

UChicago 4, Wis. La Crosse 0
TCNJ* 1, Messiah 1 (2 OT, 3-1 PK)
Hardin-Simmons 1, Ohio Northern 0
Williams 3, Johns Hopkins 0

Semifinals

UChicago 1, TCNJ 0
Williams 1, Hardin-Simmons 0

Championship

Williams 1, UChicago 0

2018

First Round

WashU 5, Westminster (MO) 0

Ill. Wesleyan 4, Mt. St. Joseph 3
 St. Thomas (MN) 1, Knox 0
 Wis.-La Crosse 2, Wartburg 0
 Wheaton (IL) 4, Northwestern-St. Paul 0
 Loras 1, Adrian 0 (2OT)
 Centre 4, Wooster 0
 Grove City 2, UChicago 1
 Middlebury 4, Me. Farmington 1
 Ithaca 1, Rochester 0
 Swarthmore 5, St. Joseph (ME) 1
 Va. Wesleyan 1, NYU 0 (OT)
 Hardin Simmons 3, Puget Sound 0
 Trinity (TX) 1, Occidental 0
 Johns Hopkins 3, Cabrini 1
 Misericordia 3, Rowan 1
 Williams 2, U New England 0
 Stevens 1, SUNY Geneseo 0 (2OT)
 TCNJ 4, Western Conn. St. 0
 Farmingdale St. 1, Brandeis 0
 William Smith 4, Westfield St. 1
 Tufts 2, Penn St.-Behrend 0
 Amherst 3, Lesley 0
 MIT 4, Vassar 1
 Messiah 2, Centenary (NJ) 0
 RIT* 1, Susquehanna 1 (2OT, 4-3 PK)
 Lynchburg 2, Piedmont 1
 Emory 1, Penn St.-Berks 0
 Chris. Newport 10, Staten Island 1
 Scranton 3, Arcadia 1
 Otterbein 2, Dominican (IL) 1
 Hope 1, Bridgewater (VA) 0

Second Round

WashU 3, Ill. Wesleyan 0
 Wis.-La Crosse* 2, St. Thomas (MN) 2 (2OT, 3-0 PK)
 Wheaton (IL) 4, Loras 0
 Centre 1, Grove City 0
 Middlebury* 0, Ithaca 0 (2OT, 3-0 PK)
 Swarthmore 3, Va. Wesleyan 0
 Hardin Simmons 3, Trinity (TX) 0
 Misericordia 1, Johns Hopkins 0
 Williams 2, Stevens 1
 TCNJ 1, Farmingdale St. 0
 William Smith 1, Tufts 0 (2OT)
 Amherst 1, MIT 0
 Messiah 1, RIT 0
 Lynchburg 2, Emory 0
 Chris. Newport 2, Scranton 0
 Hope 2, Otterbein 1

Sectional Semifinals

WashU 3, Wis.-La Crosse 0
 Wheaton (IL) 3, Centre 2
 Middlebury 2, Swarthmore 0
 Misericordia* 0, Hardin Simmons 0 (2OT, 4-2 PK)
 Williams* 0, TCNJ 0 (2OT, 4-3 PK)
 William Smith 2, Amherst 1
 Lynchburg* 2, Messiah 2 (2OT, 3-2 PK)
 Chris. Newport 2, Hope 1

Sectional Finals

WashU 2, Wheaton (IL) 1
 Middlebury 1, Misericordia 0
 Williams 1, William Smith 1 (2OT, 2-1 PK)
 Chris. Newport 1, Lynchburg 0

Semifinals

Middlebury 1, WashU 0
 Williams 2, Chris. Newport 0

Championship

Williams** 1, Middlebury 1 (2OT, 3-2 PK)

***Declared champion on basis of penalty kicks*

2019

First Round

Messiah 5, Lesley 0
 Randolph-Macon 2, Haverford 0
 Trinity (TX) 2, Pacific Lutheran 1 (OT)

Hardin-Simmons 4, Southwestern (TX) 1
 MIT 3, JWU (Providence) 0
 Williams 2, Gettysburg 0
 TCNJ 8, John Jay 0
 Tufts 3, SUNY Cortland 1
 Wheaton (IL) 3, Webster 0
 Wooster* 0, CWRU 0 (2OT, 4-3 PK)
 St. Thomas (MN) 1, Monmouth (IL) 0
 Ill. Wesleyan 2, Wis.-Whitewater 1 OT
 Ohio Northern 2, Grove City 0
 Scranton* 2, Centre 2 (2OT, 5-4 PK)
 Carnegie Mellon 7, Cairn 0
 Swarthmore 1, Arcadia 0 (OT)
 WashU 4, Maryville (TN) 0
 Adrian 1, Wis.-Stevens Point 0 (2OT)
 Cal Lutheran 4, UC Santa Cruz 1
 Claremont-M-S 2, Emory 1
 Pomona-Pitzer 6, St. Scholastica 0
 Wartburg 4, Concordia Wisconsin 0
 UChicago 5, Pitt.-Greensburg 0
 Augsburg 1, Rose-Hulman 0 (OT)
 William Smith 3, Utica 0
 Mary Washington 3, SUNY Geneseo 0
 Middlebury 2, U New England 0
 Stevens 3, UMass Boston 0
 Johns Hopkins 2, Penn St.-Berks 0
 Chris. Newport 2, Worcester St. 0
 Amherst 5, Maine Maritime 0
 Dickinson 3, Farmingdale St. 1

Second Round

Messiah 4, Randolph-Macon 0
 Trinity (TX) 2, Hardin-Simmons 0
 Williams* 1, MIT 1 (2OT, 5-4 PK)
 Tufts 2, TCNJ 0
 Wheaton (IL) 1, Wooster 0
 St. Thomas (MN) 1, Ill. Wesleyan 0
 Ohio Northern* 0, Scranton 0 (2OT, 4-2 PK)
 Carnegie Mellon 1, Swarthmore 0
 WashU 2, Adrian 0
 Claremont-M-S* 0, Cal Lutheran 0 (2OT, 4-2 PK)
 Pomona-Pitzer 1, Wartburg 0
 UChicago 4, Augsburg 1
 William Smith 2, Mary Washington 0
 Stevens 2, Middlebury 1
 Johns Hopkins 2, Chris. Newport 0
 Dickinson 1, Amherst 0

Sectional Semifinals

Messiah 2, Trinity (TX) 0
 Williams 2, Tufts 1
 St. Thomas (MN)* 2, Wheaton (IL) 2 (2OT, 4-2 PK)
 Carnegie Mellon 3, Ohio Northern 0
 WashU 2, Claremont-M-S 1 (OT)
 Pomona-Pitzer 1, UChicago 0 (OT)
 William Smith 3, Stevens 2
 Johns Hopkins 2, Dickinson 0

Sectional Finals

Messiah* 2, Williams 2 (2OT, 3-2 PK)
 Carnegie Mellon* 0, St. Thomas (MN) 0 (2OT, 6-5 PK)
 Pomona-Pitzer* 0, WashU 0 (2OT, 5-4 PK)
 William Smith 2, Johns Hopkins 0

Semifinals

Messiah* 1, Carnegie Mellon 1 (2OT, 3-1PK)
 William Smith 2, Pomona-Pitzer 0

Championship

Messiah 1, William Smith 0

2020^

^Due to the COVID-19 pandemic, the 2020 championship was canceled.

2021

First Round

WashU 4, Beloit 0

Dominican (IL) 2, Hanover 1
 St. Catherine 4, Wis.-Superior 0
 Wis.-La Crosse 1, Wartburg 0
 Loras 1, Fontbonne 0
 Calvin 2, MSOE 1
 Centre 3, Covenant 1
 Emory 4, Wittenberg 0
 Chris. Newport 2, Cabrini 0
 Franklin & Marshall 2, Western Conn. St. 1
 Trinity (TX) 1, Hardin-Simmons 0
 Pomona-Pitzer 1, Pacific Lutheran 0
 CWRU 5, Chatham 0
 Ohio Northern 2, Hope 0
 UChicago 3, Rhodes 0
 Wheaton (IL)* 2, Wis.-Oshkosh 2 (2OT, 2-1 PK)
 Scranton 3, Nazareth 0
 SUNY Geneseo 2, Connecticut Col. 1
 TCNJ 4, Westfield St. 0
 Messiah 1, Va. Wesleyan 0 (OT)
 Misericordia 11, Bryn Athyn 0
 Middlebury 3, Lynchburg 2
 William Smith 9, John Jay 0
 Hamilton 3, JWU (Providence) 2
 Wesleyan (CT) 1, Penn St.-Behrend 0
 Stevens 3, Ithaca 0
 Amherst 6, Lesley 1
 Johns Hopkins 3, Gordon 0
 MIT 4, Maine Maritime 0
 Brandeis 2, Farmingdale St. 1
 McDaniel 2, Penn St. Harrisburg 0
 Carnegie Mellon 2, Trine 1 (2 OT)

Second Round

WashU 1, Dominican (IL) 0
 Wis.-La Crosse 1, St. Catherine 0 (2 OT)
 Loras 3, Calvin 0
 Centre 2, Emory 1 (OT)
 Chris. Newport 1, Franklin & Marshall 0
 Trinity (TX)* 1, Pomona-Pitzer 1 (2 OT, 4-3 PK)
 CWRU 2, Ohio Northern 0
 UChicago 2, Wheaton (IL) 0
 Scranton 1, SUNY Geneseo 0
 TCNJ 2, Messiah 1
 Misericordia 3, Middlebury 0
 William Smith 2, Hamilton 1
 Wesleyan (CT) 1, Stevens 0
 Johns Hopkins 2, Amherst 1
 MIT 2, Brandeis 0
 Carnegie Mellon 2, McDaniel 0

Sectional Semifinals

Wis.-La Crosse* 1, WashU 1 (2OT, 3-1 PK)
 Loras 2, Centre 0
 Chris. Newport 1, Trinity (TX) 0
 UChicago 2, CWRU 1
 TCNJ 3, Scranton 1
 William Smith 5, Misericordia 4 (2 OT)
 Wesleyan (CT) 2, Johns Hopkins 1
 MIT 2, Carnegie Mellon 1 (OT)

Sectional Finals

Loras* 2, Wis.-La Crosse 2 (2OT, 4-3 PK)
 Chris. Newport 2, UChicago 1
 TCNJ 1, William Smith 0
 Wesleyan (CT) 2, MIT 1 (OT)

Semifinals

Chris. Newport 1, Loras 0 (OT)
 TCNJ 1, Wesleyan (CT) 0

Championship

Chris. Newport 2, TCNJ 0

2022

First Round

[Bryn Athyn 0, Carnegie Mellon 6](#)
[Nazareth 0, Calvin 2](#)
[Greenville 0, Wis.-La Crosse 3](#)
[Concordia Wisconsin 2, Ill. Wesleyan 5](#)
[Westminster \(PA\) 0, Amherst 3](#)

[John Jay 0, Chris. Newport 6](#)
[Westfield St. 2, Emerson 1 \(2\)](#)
[Lesley 0, Johns Hopkins 6](#)
[Piedmont 0, Emory 7](#)
[Puget Sound 0, Va. Wesleyan 3](#)
[Denison 0, Tufts 1](#)
[Wesleyan \(CT\) 1, Cortland 1 \(2\)](#)
[Capital 0, Ithaca 1](#)
[Southern Me. 0, Williams 1](#)
[Calvin 0, Carnegie Mellon 2](#)
[Wis.-Superior 1, Loras 7](#)
[Grinnell 2, Wartburg 5](#)
[Lynchburg 0, Montclair St. 1](#)
[JWU \(Providence\) 1, RIT 3](#)
[Bowdoin 0, Scranton 0 \(3\)](#)
[SUNY Geneseo 1, Trinity \(CT\) 1 \(2\)](#)
[Wash. & Lee 1, Centre 2](#)
[Marywood 0, Misericordia 6](#)
[Rose-Hulman 0, Ohio Northern 1](#)
[St. Catherine 1, WashU 2 \(2\)](#)
[Ill. Wesleyan 0, Wis.-La Crosse 1](#)
[Pomona-Pitzer 1, Trinity \(TX\) 1 \(3\)](#)
[York \(PA\) 0, Western New Eng. 2](#)
[Pacific Lutheran 2, Mary Hardin-Baylor 1](#)
[Rowan 5, Methodist 1](#)
[SUNY Delhi 0, William Smith 12](#)
[Sarah Lawrence 0, MIT 6](#)
[Penn St.-Berks 0, Messiah 3](#)
[Pitt-Greensburg 1, CWRU 6](#)

Second Round

[Va. Wesleyan 1, Rowan 0](#)
[Ithaca 0, CWRU 6](#)
[Wesleyan \(CT\) 0, Messiah 1](#)
[Williams 0, MIT 0 \(3\)](#)
[Montclair St. 0, Chris. Newport 2](#)
[Amherst 1, RIT 0](#)
[Centre 3, Emory 3 \(3\)](#)
[Trinity \(CT\) 0, Johns Hopkins 4](#)
[Westfield St. 0, Scranton 3](#)
[Ohio Northern 0, Loras 1](#)
[Western New Eng. 1, Misericordia 5](#)
[WashU 3, Wartburg 1](#)
[Pacific Lutheran 0, Trinity \(TX\) 1](#)
[Tufts 0, William Smith 1](#)

Sectional Semifinals

[Scranton 0, Misericordia 2](#)
[Trinity \(TX\) 0, Chris. Newport 1](#)
[William Smith 2, Amherst 1](#)
[Williams 1, Johns Hopkins 2 \(2\)](#)
[Va. Wesleyan 2, Wis.-La Crosse 1](#)
[WashU 2, Carnegie Mellon 1](#)
[Emory 0, Messiah 1](#)
[Loras 1, CWRU 3](#)

Sectional Finals

[William Smith 2, CWRU 4](#)
[Johns Hopkins 2, Misericordia 0](#)
[Va. Wesleyan 0, Chris. Newport 0 \(2\)](#)
[Messiah 2, WashU 2 \(3\)](#)

Semifinals


[Messiah 1, Johns Hopkins 4](#)
[Va. Wesleyan 0, CWRU 3](#)


Championship

[CWRU 1, Johns Hopkins 2](#)



First/Second Rounds
November 13-15



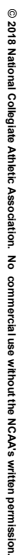


The NCAA opposes all forms of sports wagering



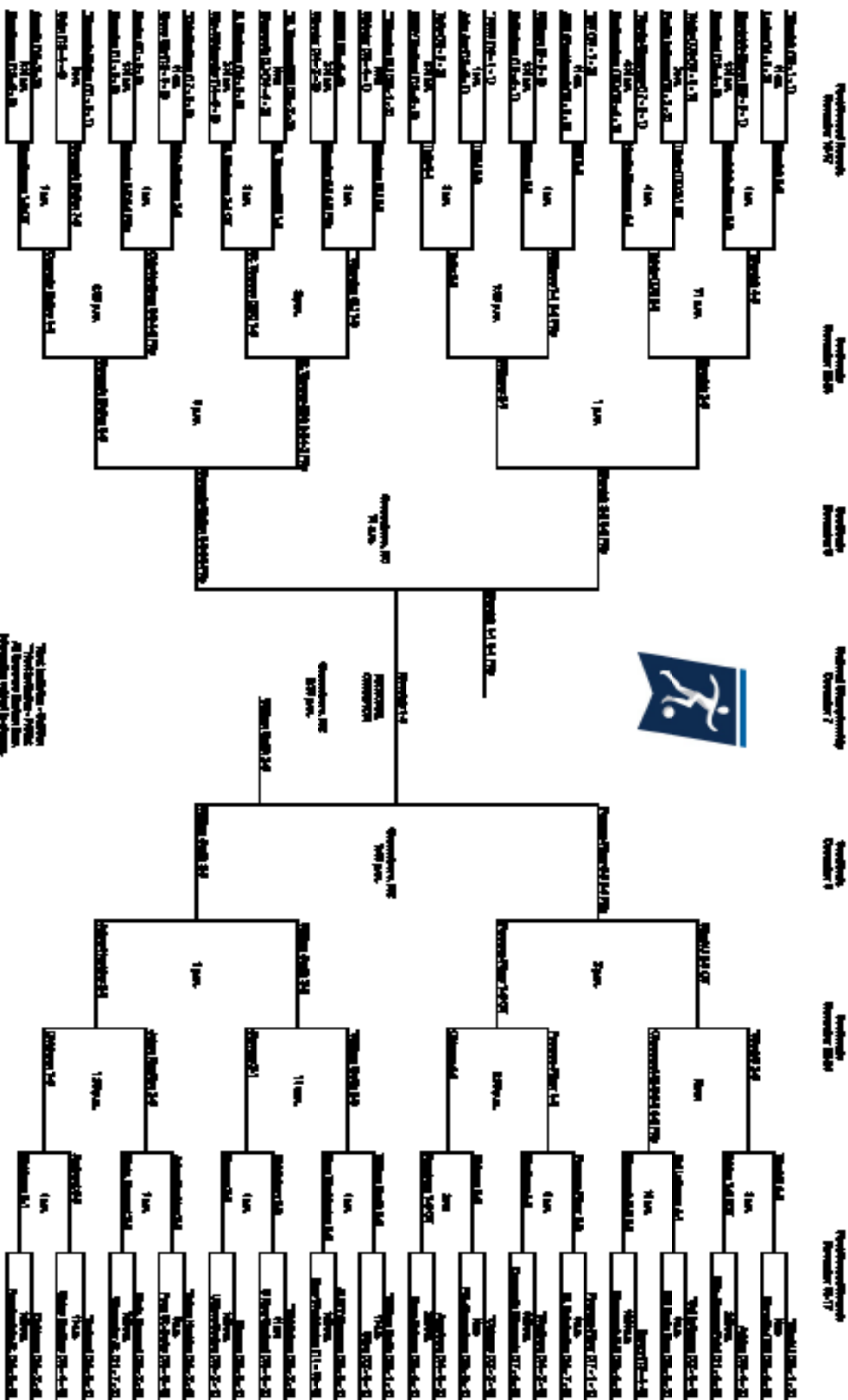
© 2017 National Collegiate Athletic Association. No commercial use without the NCAA's written permission.

The NCADA removes all forms of snuff warning





2019 NCAA Division III Women's Soccer Championship



2021 NCAA Division III Women's Soccer Championship

