

# **DIVISION I WOMEN'S VOLLEYBALL CHAMPIONSHIP RECORDS BOOK**

History.....	3
All-Time Results.....	12



## 2022 RESULTS

### FIRST ROUND

[Texas def. FDU 3-0 \(25-6, 25-13, 25-13\)](#)  
[Georgia def. Towson 3-1 \(25-10, 25-23, 21-25, 25-20\)](#)  
[Georgia Tech def. Wright St. 3-0 \(25-13, 25-14, 25-17\)](#)  
[Marquette def. Ball St. 3-0 \(25-20, 25-17, 25-17\)](#)  
[Ohio St. def. Tennessee St. 3-0 \(25-10, 25-14, 25-15\)](#)  
[Southern California def. High Point 3-0 \(25-19, 25-19, 25-20\)](#)  
[UNI def. Florida St. 3-0 \(26-24, 25-19, 25-21\)](#)  
[Minnesota def. Southeastern La. 3-0 \(25-21, 25-18, 25-14\)](#)  
[San Diego def. Northern Colo. 3-1 \(25-21, 25-14, 21-25, 25-11\)](#)  
[Washington St. def. UNLV 3-0 \(26-24, 25-19, 25-18\)](#)  
[Western Ky. def. Bowling Green 3-0 \(25-20, 25-23, 25-20\)](#)  
[Kentucky def. Loyola Chicago 3-0 \(25-17, 25-14, 25-20\)](#)  
[Auburn def. Creighton 3-2 \(21-25, 25-21, 25-20, 16-25, 15-11\)](#)  
[Houston def. South Dakota 3-2 \(25-14, 25-19, 18-25, 23-25, 15-11\)](#)  
[LSU def. Hawaii 3-1 \(21-25, 25-19, 25-20, 25-22\)](#)  
[Stanford def. Pepperdine 3-1 \(25-11, 25-18, 18-25, 25-20\)](#)  
[Wisconsin def. Quinnipiac 3-0 \(25-15, 25-9, 25-4\)](#)  
[TCU def. Washington 3-1 \(25-18, 24-26, 25-20, 25-21\)](#)  
[UCF def. Yale 3-0 \(25-22, 25-16, 25-17\)](#)  
[Penn St. def. UMBC 3-0 \(25-14, 25-17, 25-12\)](#)  
[Florida def. Florida A&M 3-0 \(25-15, 25-15, 25-9\)](#)  
[Iowa St. def. FGCU 3-2 \(25-14, 25-19, 23-25, 16-25, 15-12\)](#)  
[BYU def. James Madison 3-0 \(25-20, 25-10, 25-15\)](#)  
[Pittsburgh def. Colgate 3-0 \(25-16, 25-14, 25-14\)](#)  
[Nebraska def. Delaware St. 3-0 \(25-15, 25-9, 25-10\)](#)  
[Kansas def. Miami \(FL\) 3-0 \(25-17, 25-18, 25-20\)](#)  
[Arkansas def. Utah St. 3-0 \(25-19, 25-14, 25-15\)](#)  
[Oregon def. LMU \(CA\) 3-0 \(25-17, 25-22, 25-15\)](#)  
[Baylor def. SFA 3-0 \(25-13, 25-18, 25-15\)](#)  
[Rice def. Colorado 3-1 \(26-24, 24-26, 25-16, 25-14\)](#)  
[Purdue def. Tennessee 3-2 \(14-25, 25-14, 22-25, 25-22, 15-11\)](#)  
[Louisville def. Samford 3-0 \(25-9, 25-13, 25-12\)](#)

### SECOND ROUND

[Texas def. Georgia 3-0 \(25-14, 25-16, 25-15\)](#)  
[Marquette def. Georgia Tech 3-0 \(25-23, 25-20, 25-19\)](#)  
[Ohio St. def. Southern California 3-0 \(25-21, 25-17, 25-16\)](#)  
[Minnesota def. UNI 3-0 \(25-18, 25-16, 25-15\)](#)  
[San Diego def. Washington St. 3-1 \(25-19, 25-22, 21-25, 25-15\)](#)  
[Kentucky def. Western Ky. 3-0 \(25-17, 25-16, 25-21\)](#)  
[Houston def. Auburn 3-2 \(25-27, 25-15, 12-25, 25-23, 15-8\)](#)  
[Stanford def. LSU 3-0 \(25-11, 25-15, 25-21\)](#)  
[Wisconsin def. TCU 3-0 \(25-9, 25-11, 25-23\)](#)  
[Penn St. def. UCF 3-1 \(19-25, 25-18, 25-22, 25-21\)](#)  
[Florida def. Iowa St. 3-0 \(25-19, 25-23, 25-14\)](#)  
[Pittsburgh def. BYU 3-0 \(25-21, 25-22, 25-18\)](#)  
[Nebraska def. Kansas 3-1 \(25-14, 25-18, 19-25, 26-24\)](#)  
[Oregon def. Arkansas 3-1 \(19-25, 25-20, 25-20, 25-9\)](#)  
[Baylor def. Rice 3-2 \(16-25, 25-22, 25-23, 14-25, 15-11\)](#)  
[Louisville def. Purdue 3-0 \(25-19, 25-21, 25-23\)](#)

### REGIONAL SEMIFINALS

[Texas def. Marquette 3-1 \(25-14, 25-13, 19-25, 25-17\)](#)  
[Ohio St. def. Minnesota 3-1 \(22-25, 25-21, 25-21, 25-19\)](#)  
[San Diego def. Kentucky 3-0 \(25-22, 25-19, 25-18\)](#)  
[Stanford def. Houston 3-0 \(26-24, 25-16, 25-17\)](#)  
[Wisconsin def. Penn St. 3-2 \(25-21, 25-19, 23-25, 20-25, 15-8\)](#)  
[Pittsburgh def. Florida 3-1 \(25-20, 25-21, 17-25, 25-22\)](#)  
[Oregon def. Nebraska 3-2 \(14-25, 26-24, 22-25, 32-30, 15-11\)](#)

[Louisville def. Baylor 3-0 \(25-23, 25-16, 25-17\)](#)

### REGIONAL FINALS

[Texas def. Ohio St. 3-1 \(25-18, 21-25, 25-13, 25-21\)](#)  
[San Diego def. Stanford 3-2 \(19-25, 25-22, 19-25, 25-23, 15-9\)](#)  
[Pittsburgh def. Wisconsin 3-2 \(23-25, 25-21, 25-21, 19-25, 15-13\)](#)  
[Louisville def. Oregon 3-2 \(25-23, 23-25, 13-25, 27-25, 15-6\)](#)

### SEMIFINALS

[Texas def. San Diego 3-1 \(26-28, 25-16, 25-18, 25-20\)](#)  
[Louisville def. Pittsburgh 3-2 \(25-18, 23-25, 25-22, 22-25, 15-2\)](#)

### CHAMPIONSHIP

[Texas def. Louisville 3-0 \(25-22, 25-14, 26-24\)](#)

# HISTORY

## RESULTS

Year	Champion (Record)	Coach	Score	Runner-Up	Host or Site	Match Attendance†	Total Attendance†
1981	Southern California (27-10)	Chuck Erbe	3-2	UCLA	UCLA	6,289	11,875
1982	Hawaii (33-1)	Dave Shoji	3-2	Southern California	Pacific	4,126	18,462
1983	Hawaii (34-2)	Dave Shoji	3-0	UCLA	Kentucky	2,000	27,863
1984	UCLA (33-6)	Andy Banachowski	3-2	Stanford	UCLA	4,285	29,215
1985	Pacific (36-3)	John Dunning	3-1	Stanford	Western Mich.	7,876	37,521
1986	Pacific (39-3)	John Dunning	3-0	Nebraska	Pacific	6,500	40,103
1987	Hawaii (37-2)	Dave Shoji	3-1	Stanford	Indianapolis	6,885	41,811
1988	Texas (34-5)	Mick Haley	3-0	Hawaii	Minnesota	9,107	40,437
1989	Long Beach St. (32-5)	Brian Gimmillaro	3-0	Nebraska	Hawaii	5,693	50,170
1990	UCLA (36-1)	Andy Banachowski	3-0	Pacific	Maryland	5,314	57,036
1991	UCLA (31-5)	Andy Banachowski	3-2	Long Beach St.	UCLA	7,177	56,934
1992	Stanford (31-2)	Don Shaw	3-1	UCLA	New Mexico	4,693	46,704
1993	Long Beach St. (32-2)	Brian Gimmillaro	3-1	Penn St.	Wisconsin	11,114	67,935
1994	Stanford (32-1)	Don Shaw	3-1	UCLA	Texas	8,312	69,428
1995	Nebraska (32-1)	Terry Pettit	3-1	Texas	Massachusetts	7,364	100,565
1996	Stanford (31-2)	Don Shaw	3-0	Hawaii	Cleveland St.	8,009	99,303
1997	Stanford (33-2)	Don Shaw	3-2	Penn St.	Spokane, WA	10,792	80,791
1998	Long Beach St. (36-0)	Brian Gimmillaro	3-2	Penn St.	Wisconsin	13,194	104,861
1999	Penn St. (36-1)	Russ Rose	3-0	Stanford	Hawaii	10,252	95,523
2000	Nebraska (34-0)	John Cook	3-2	Wisconsin	Richmond, VA	8,444	109,488
2001	Stanford (33-2)	John Dunning	3-0	Long Beach St.	San Diego, CA	10,067	92,775
2002	Southern California (31-1)	Mick Haley	3-1	Stanford	New Orleans	6,451	80,957
2003	Southern California (35-0)	Mick Haley	3-1	Florida	Dallas	7,261	97,958
2004	Stanford (30-6)	John Dunning	3-0	Minnesota	Long Beach, CA	8,826	83,123
2005	Washington (32-1)	Jim McLaughlin	3-0	Nebraska	San Antonio	8,482	109,431
2006	Nebraska (33-1)	John Cook	3-1	Stanford	Omaha, NE	17,209	126,884
2007	Penn St. (34-2)	Russ Rose	3-2	Stanford	Sacramento, CA	13,631	107,902
2008	Penn St. (38-0)	Russ Rose	3-0	Stanford	Omaha, NE	14,299	108,382
2009	Penn St. (38-0)	Russ Rose	3-2	Texas	Tampa, FL	12,087	112,151
2010	Penn St. (32-5)	Russ Rose	3-0	California	Kansas City, MO	14,032	113,634
2011	UCLA (30-6)	Michael Sealy	3-1	Illinois	San Antonio	13,747	134,217
2012	Texas (29-4)	Jerritt Elliott	3-0	Oregon	Louisville	16,448	126,241
2013	Penn St. (34-2)	Russ Rose	3-1	Wisconsin	Seattle	14,779	140,666
2014	Penn St. (36-3)	Russ Rose	3-0	BYU	Oklahoma City	11,018	120,192
2015	Nebraska (32-4)	John Cook	3-0	Texas	Omaha, NE	17,561	132,095
2016	Stanford (27-7)	John Dunning	3-1	Texas	Columbus, OH	17,345	157,289
2017	Nebraska (32-4)	John Cook	3-1	Florida	Kansas City, MO	18,516	155,716
2018	Stanford (34-1)	Kevin Hambly	3-2	Nebraska	Minneapolis	18,113	161,922
2019	Stanford (30-4)	Kevin Hambly	3-0	Wisconsin	Pittsburgh, PA	16,290	168,668
2020	Kentucky (24-1)	Craig Skinner	3-1	Texas	Omaha, NE	%5,116	%24,242
2021	Wisconsin (31-3)	Kelly Sheffield	3-2	Nebraska	Columbus, OH	*18,755	175,381
2022	Texas (28-1)	Jerritt Elliott	3-0	Louisville	Omaha, NE	16,952	*183,214

\*Record

†Paid attendance.

% Limited attendance due to COVID-19 protocols

## TEAM CHAMPIONSHIPS

Stanford	9
Penn St.	7
Nebraska	5
UCLA	4
Hawaii	3

Long Beach St.	3
Southern California	3
Texas	3
Pacific	2
Kentucky	1
Wisconsin	1
Washington	1

## ALL-TOURNAMENT TEAMS

### *\*Most Outstanding Player*

#### 1981

Jeanne Beauprey, UCLA  
Jayne Gibson, Pacific  
Patty Orozco, UCLA  
Linda Robertson, UCLA  
Dana Smith, Southern California  
Cathy Stukel, Southern California

#### 1982

Tracy Clark, Southern California  
Deitre Collins, Hawaii  
Mary Holland, San Diego St.  
Kim Oden, Stanford  
Kim Ruddins, Southern California  
Lisa Strand, Hawaii

#### 1983

Deitre Collins, Hawaii  
Joyce Kaapuni, Hawaii  
Patty Orozco, UCLA  
Kori Pulaski, Hawaii  
Kari Rush, Stanford  
Jan Sanders, Pacific

#### 1984

Michelle Boyette, UCLA  
Bobbi Broer, Stanford  
Susan Compton, Stanford  
Merja Connolly, UCLA  
Liz Masakayan, UCLA  
Kim Oden, Stanford

#### 1985

Liz Masakayan, UCLA  
Teri McGrath, Pacific  
Elaina Oden, Pacific  
Kim Oden, Stanford  
Kim Ruddins, Southern California  
Wendi Rush, Stanford

#### 1986

Karen Dahlgren, Nebraska  
Tisha Delaney, Nebraska  
Brooke Herrington, Pacific  
Liz Hert, Pacific  
Teri McGrath, Pacific  
Elaina Oden, Pacific

#### 1987

Suzanne Eagye, Hawaii  
Diana Jessie, Hawaii  
Nancy Reno, Stanford  
Wendi Rush, Stanford  
Teresa Smith, Stanford  
Tee Williams, Hawaii

#### 1988

Martina Cincero, Hawaii

Dawn Davenport, Texas  
Mary Eggers, Illinois  
Stacie Nichols, Texas  
Sue Schelfhout, Texas  
Tee Williams, Hawaii

#### 1989

Tara Cross, Long Beach St.  
Val Novak, Nebraska  
Chris Rudiger, UT Arlington  
Sheri Sanders, Long Beach St.  
Eileen Shannon, Nebraska  
Antoinette White, Long Beach St.

#### 1990

Monique Adams, LSU  
Jenny Evans, UCLA  
Krissy Fifer, Pacific  
Marissa Hatchett, UCLA  
Holly McPeak, UCLA  
Natalie Williams, UCLA

#### 1991

Sabrina Hernandez, Long Beach St.  
Angie Miller, LSU  
Christine Romero, Long Beach St.  
Danielle Scott, Long Beach St.  
\*Antoinette White, Long Beach St.  
\*Natalie Williams, UCLA  
Elaine Youngs, UCLA

#### 1992

Carrie Feldman, Stanford  
Aycan Gokberk, Florida  
Bev Oden, Stanford  
Cary Wendell, Stanford  
Natalie Williams, UCLA  
Elaine Youngs, UCLA

#### 1993

Nichelle Burton, Long Beach St.  
Salima Davidson, Penn St.  
Charlene Johnson, BYU  
Jen Reimers, Penn St.  
Danielle Scott, Long Beach St.  
Zeynep Ton, Penn St.

#### 1994

Annett Buckner, UCLA  
Salima Davidson, Penn St.  
Kristin Folkl, Stanford  
Jenny Johnson, UCLA  
Marnie Triefenbach, Stanford  
Cary Wendell, Stanford

#### 1995

Kate Crnich, Nebraska  
Kristin Folkl, Stanford  
Christy Johnson, Nebraska  
Demetria Sance, Texas  
Allison Weston, Nebraska  
Billie Winsett, Nebraska

#### 1996

Robyn Ah Mow, Hawaii  
Kristin Folkl, Stanford  
Angelica Ljungquist, Hawaii  
Lisa Reitsma, Nebraska  
Lisa Sharpley, Stanford  
\*Kerri Walsh, Stanford

#### 1997

Lauren Cacciamani, Penn St.  
Kristin Folkl, Stanford  
Paula McNamee, Stanford  
Carrie Schonveld, Penn St.  
Lisa Sharpley, Stanford  
\*Terri Zemaitis, Penn St.

#### 1998

Jessica Alvarado, Long Beach St.  
Bonnie Bremner, Penn St.  
\*Lauren Cacciamani, Penn St.  
Benishe Dillard, Long Beach St.  
\*Misty May, Long Beach St.  
Veronica Walls, Long Beach St.

#### 1999

Bonnie Bremner, Penn St.  
\*Lauren Cacciamani, Penn St.  
Carrie Schonveld, Penn St.  
Elsa Stegemenn, Pacific  
Logan Tom, Stanford  
Kerri Walsh, Stanford

#### 2000

\*Greichaly Cepero, Nebraska  
Lizzy Fitzgerald, Wisconsin  
Amber Holmquist, Nebraska  
Lily Kahumoku, Hawaii  
Sherisa Livingston, Wisconsin  
Laura Pilakowski, Nebraska

#### 2001

Tayyiba Haneef, Long Beach St.  
Brittany Hochevar, Long Beach St.  
Ashley Ivy, Stanford  
Robyn Lewis, Stanford  
Ogonna Nnamani, Stanford  
\*Logan Tom, Stanford

#### 2002

\*Keao Burdine, Southern California  
Ogonna Nnamani, Stanford  
Katie Olsovsky, Southern California  
April Ross, Southern California  
Logan Tom, Stanford  
Kim Willoughby, Hawaii

#### 2003

\*Keao Burdine, Southern California  
Cassie Busse, Minnesota  
Bibiana Candelas, Southern California  
Jane Collymore, Florida  
Aury Cruz, Florida  
April Ross, Southern California

## 2004

Paula Gentil, Minnesota  
Jennifer Huckle, Stanford  
Bryn Kehoe, Stanford  
Erin Martin, Minnesota  
\*Ogonna Nnamani, Stanford  
Kristin Richards, Stanford

## 2005

Kristen Andre, Tennessee  
Chris Houghtelling, Nebraska  
\*Christal Morrison, Washington  
Sarah Pavan, Nebraska  
Jennifer Saleaumua, Nebraska  
Courtney Thompson, Washington  
Sanja Tomasevic, Washington

## 2006

Foluke Akinradewo, Stanford  
Cynthia Barboza, Stanford  
Rachel Holloway, Nebraska  
Jordan Larson, Nebraska  
\*Sarah Pavan, Nebraska  
Kristin Richards, Stanford  
Tracy Stalls, Nebraska

## 2007

Foluke Akinradewo, Stanford  
Nicole Fawcett, Penn St.  
Alisha Glass, Penn St.  
Christa Harmotto, Penn St.  
\*Megan Hodge, Penn St.  
Asia Kaczor, Southern California  
Alix Klineman, Stanford

## 2008

Cynthia Barboza, Stanford  
Nicole Fawcett, Penn St.  
Alisha Glass, Penn St.  
\*Megan Hodge, Penn St.  
Destinee Hooker, Texas  
Alix Klineman, Stanford  
Jordan Larson, Nebraska

## 2009

Hailey Cowles, Minnesota  
Ashley Engle, Texas  
Juliann Faucette, Texas  
Alisha Glass, Penn St.  
Megan Hodge, Penn St.  
\*Destinee Hooker, Texas  
Arielle Wilson, Penn St.

## 2010

Blair Brown, Penn St.  
Kristin Carpenter, Penn St.

Juliann Faucette, Texas  
Carli Lloyd, California  
\*Deja McClendon, Penn St.  
Tarah Murrey, California  
Arielle Wilson, Penn St.

## 2011

Michelle Bartsch, Illinois  
Alex Jupiter, Southern California  
\*Rachael Kidder, UCLA  
Annie Luhrsens, Illinois  
Zoë Nightingale, UCLA  
Lauren Van Orden, UCLA  
Colleen Ward, Illinois

## 2012

Hannah Allison, Texas  
Alaina Bergsma, Oregon  
Liz Brenner, Oregon  
Haley Eckerman, Texas  
Lexi Erwin, Michigan  
Sha'Dare McNeal, Texas  
\*Bailey Webster, Texas

## 2013

Lauren Carlini, Wisconsin  
\*Micha Hancock, Penn St.  
Deja McClendon, Penn St.  
Deme Morales, Wisconsin  
Ariel Scott, Penn St.  
Katie Slay, Penn St.  
Krista Vansant, Washington

## 2014

\*Megan Courtney, Penn St.  
Micha Hancock, Penn St.  
Ali Frantti, Penn St.  
Alexa Gray, BYU  
Jennifer Hamson, BYU  
Brittany Howard, Stanford  
Chiaka Ogbogu, Texas

## 2015

\*Mikaela Foecke, Nebraska  
Amber Rolfzen, Nebraska  
Justine Wong-Orantes, Nebraska  
Kelly Hunter, Nebraska  
Amy Neal, Texas  
Yaasmeen Bedart-Ghani, Texas  
Kelsie Payne, Kansas

## 2016

\*Inky Aganaku, Stanford  
Jenny Gray, Stanford  
Morgan Hentz, Stanford  
Kathryn Plummer, Stanford  
Micaya White, Texas

Ebony Nwanebu, Texas  
Sarah Wilhite, Minnesota

## 2017

Rhamat Alhassan, Florida  
\*Mikaela Foecke, Nebraska  
\*Kelly Hunter, Nebraska  
Simone Lee, Penn St.  
Merete Lutz, Stanford  
Kenzie Maloney, Nebraska  
Carli Snyder, Florida

## 2018

Jacqueline Quade, Illinois  
Lauren Stivrins, Nebraska  
Mikaela Foecke, Nebraska  
Audriana Fitzmorris, Stanford  
Jenna Gray, Stanford  
\*Morgan Hentz, Stanford  
\*Kathryn Plummer, Stanford

## 2019

Yossiana Pressley, Baylor  
Alexis Hart, Minnesota  
Jenna Gray, Stanford  
Morgan Hentz, Stanford  
\*Kathryn Plummer, Stanford  
Molly Haggerty, Wisconsin  
Dana Rettke, Wisconsin

## 2020

\*Madison Lilley, Kentucky  
Alli Stumler, Kentucky  
Avery Skinner, Kentucky  
Brionne Butler, Texas  
Logan Eggleston, Texas  
Samantha Drechsel, Washington  
Devyn Robinson, Wisconsin

## 2021

\*Anna Smrek, Wisconsin  
Anna DeBeer, Louisville  
Nicklin Hames, Nebraska  
Madi Kubik, Nebraska  
Lektor Member-Meneh, Pittsburgh  
Sydney Hilley, Wisconsin  
Dana Rettke, Wisconsin

## 2022

\*Logan Eggleston, Texas  
Claire Chaussee, Louisville  
Madisen Skinner, Texas  
Saige Ka'aha'aina-Torres, Texas  
Anna DeBeer, Louisville  
Asjia O'Neal, Texas  
Aiko Jones, Louisville

## INDIVIDUAL RECORDS

### KILLS, MATCH

46—Elsa Stegemann, Pacific (3) vs. Michigan (2), 12-4-99.

### KILLS, TOURNAMENT

165—Ogonna Nnamani, Stanford, 2004 (18 vs. Jacksonville, 30 vs. Florida, 28 vs. Texas, 27 vs. Wisconsin, 33 vs. Washington, 29 vs. Minnesota).

### TOTAL ATTACKS, MATCH

99—Tee Williams-Sanders, Hawaii (3) vs. Cal Poly (2), 12-8-89.

### TOTAL ATTACKS, TOURNAMENT

356—Ogonna Nnamani, Stanford, 2004 (36 vs. Jacksonville, 89 vs. Florida, 56 vs. Texas, 49 vs. Wisconsin, 78 vs. Washington, 48 vs. Minnesota).

### SERVICE ACES, MATCH

11—Beverly Robinson, Tennessee (3) vs. Northwestern (2), 12-4-82.

### SERVICE ACES, TOURNAMENT

22—Micha Hancock, Penn St., 2012 (10 vs. Binghamton, 5 vs. Bowling Green, 2 vs. Kentucky, 5 vs. Minnesota).

### BLOCK SOLOS, MATCH

11—Marsha Bond, Kentucky (1) vs. Hawaii (3), 12-11-83

### BLOCK SOLOS, MATCH

11—Marsha Bond, Kentucky (1) vs. Hawaii (3), 12-11-83

### BLOCK SOLOS, TOURNAMENT

15—Jayne Gibson, Pacific, 1981 (2 vs. Penn St., 4 vs. Cal Poly, 6 vs. Southern California, 3 vs. San Diego St.); Dietre Collins, Hawaii, 1982 (1 vs. San Jose St., 6 vs. Cal Poly,

2 vs. Stanford, 6 vs. Southern California); Ogonna Nnamani, Stanford, 2004 (2 vs. Jacksonville, 3 vs. Florida, 2 vs. Texas, 2 vs. Wisconsin, 5 vs. Washington, 1 vs. Minnesota).

### DIGS, MATCH

53—Taylor Rayfield, North Carolina (1) vs. Col. of Charleston (3), 12-2-2005.

### DIGS, TOURNAMENT

173—Paula Gentil, Minnesota, 2004 (25 vs. LIU, 21 vs. Yale, 38 vs. Ohio St., 41 vs. Georgia Tech, 33 vs. Southern California, 15 vs. Stanford).

### HITTING PERCENTAGE, MATCH (MINIMUM 15 ATTEMPTS)

.889—Nicole Fawcett, Penn St. (3) vs. LIU (0), 12-3-2005 (16-0/18).

### HITTING PERCENTAGE, TOURNAMENT (MINIMUM 75 ATTEMPTS)

.563—Madeleine Gates, Stanford, 2019 (5-0/12 vs. Denver, 12/6/19; 7-0/11 vs. Cal Poly, 12/7/19; 8-0/14 vs. Utah, 12/13/19; 11-0/15 vs. Penn St., 12/14/19; 5-0/11 vs. Minnesota, 12/19/19; 10-1/17 vs. Wisconsin, 12/21/19)

### KILLS, MATCH

112—UT Arlington (3) vs. Pepperdine (2), 12-3-88; UC Santa Barbara (2) vs. Cal Poly (3), 12-3-89; Texas (2) vs. LSU (3), 12-9-90.

### KILLS, TOURNAMENT

421—Stanford, 2007 (55 vs. Santa Clara, 61 vs. Sacramento St., 59 vs. Cal Poly, 91 vs. UCLA, 83 vs. Southern California, 72 vs. Penn St.).

### TOTAL ATTACKS, MATCH

328—UC Santa Barbara (2) vs. Cal Poly (3), 12-3-89.

### TOTAL

### ATTACKS, TOURNAMENT

1,019—Wisconsin, 2000 (56 vs. Bucknell, 178 vs. UNI, 182 vs. Kansas St., 260 vs. UCLA, 152 vs. Southern California, 191 vs. Nebraska).

### SERVICE ACES, MATCH

20—Tennessee (3) vs. Northwestern (2), 12-4-82.

### SERVICE ACES, TOURNAMENT

46—Texas, 2022 (13 vs. FDU, 12-01-22; 9 vs. Georgia, 12-02-22; 10 vs. Marquette, 12-08-22; 6 vs. Ohio St., 12-10-22; 3 vs. San Diego, 12-15-22; 5 vs. Louisville, 12-17-22)

### BLOCK SOLOS, MATCH

25—Kentucky (1) vs. Hawaii (3), 12-11-83.

### BLOCK SOLOS, TOURNAMENT

35—Hawaii, 1983 (11 vs. Tennessee, 10 vs. Kentucky, 6 vs. Stanford, 8 vs. UCLA).

### DIGS, MATCH

177—UC Santa Barbara (2) vs. Cal Poly (3), 12-3-89.

### DIGS, TOURNAMENT

410—Wisconsin, 2000 (26 vs. Bucknell, 72 vs. UNI, 71 vs. Kansas St., 99 vs. UCLA, 67 vs. Southern California, 75 vs. Nebraska).

### HITTING PERCENTAGE, MATCH

.667—Stanford (3) vs. Pacific (1), 12-18-83.

### HITTING PERCENTAGE, TOURNAMENT (MINIMUM 2 MATCHES)

.424—Penn St., 2007 [.514 vs. Siena, 46-10/70; .602 vs. Albany (NY), 57-4/88; .384 vs. Michigan, 48-10/99; .530 vs. BYU, 51-7/83; .347 vs. California, 49-14/101; .317 vs. Stanford, 84-27/180].



## WON-LOST RECORDS IN TOURNAMENT PLAY

(Note: Beginning in 1986, no third-place match was played. Third place is awarded to both teams that lose in the semifinals.)

Team (Years Participated)	Yrs.	Won	Lost	Pct.	1st	2nd	3rd	4th
A&M-Corpus Christi (2015-16-20-21)	4	0	4	.000	0	0	0	0
Alabama (2005-06-07-13-14)	5	1	5	.167	0	0	0	0
Alabama A&M (2000-01-02-03-04-05-07-08-09-10)	10	0	10	.000	0	0	0	0
Alabama St. (2013-14-16-17-18-19)	6	0	6	.000	0	0	0	0
Albany (NY) (2004-06-07-08-10-11-19)	7	1	7	.125	0	0	0	0
Alliant Int'l (1986)	1	0	1	.000	0	0	0	0
American (1997-98-2001-02-03-04-05-06-07-08-10-11-13-14-15-16-17-19)	18	3	18	.143	0	0	0	0
Appalachian St. (1993-94)	2	0	2	.000	0	0	0	0
Arizona (1981-82-83-84-85-86-87-88-89-93-94-96-97-98-99-2000-01-02-03-04-05-09-10-11-13-14-15-16-18)	29	30	29	.508	0	0	1	0
Arizona St. (1981-82-83-85-86-87-88-92-93-94-95-99-2000-02-06-12-13-14-15)	19	9	19	.321	0	0	0	0
Arkansas (1996-97-98-99-2001-03-04-05-06-12-13-22)	12	8	12	.400	0	0	0	0
Arkansas St. (1992-94-95-99-15)	5	0	5	.000	0	0	0	0
Army West Point (2009-20)	2	0	2	.000	0	0	0	0
Auburn (2010-22)	2	2	2	.500	0	0	0	0
Austin Peay (2010-17)	2	0	2	.000	0	0	0	0
Ball St. (1992-93-94-95-99-2000-02-11-19-21-22)	11	3	11	.214	0	0	0	0
Baylor (1999-2001-09-11-16-17-18-19-20-21-22)	11	15	11	.577	0	0	1	0
Belmont (2006-08-12-15)	4	0	4	.000	0	0	0	0
Binghamton (2005-09-12)	3	0	3	.000	0	0	0	0
Boise St. (2016-21)	2	1	2	.333	0	0	0	0
Bowling Green (1991-2012-20-22)	4	1	4	.200	0	0	0	0
Brown (1996-98-2021)	3	0	3	.000	0	0	0	0
Bryant (2018)	1	0	1	.000	0	0	0	0
Bucknell (1998-2000)	2	0	2	.000	0	0	0	0
Butler (1997-2010)	2	0	2	.000	0	0	0	0
BYU (1981-82-83-84-85-86-87-88-90-91-92-93-94-95-96-97-98-99-2000-01-03-05-06-07-12-13-14-15-16-17-18-19-20-21-22)	35	55	35	.611	0	1	2	0
Cal Poly (1981-82-83-84-85-86-87-88-89-99-2000-02-06-07-17-18-19)	17	15	17	.469	0	0	0	0
Cal St. Fullerton (2010)	1	0	1	.000	0	0	0	0
California (1982-83-87-88-89-2002-03-04-05-06-07-08-09-10-11-12-13)	17	26	17	.605	0	1	1	0
Campbell (2021)	1	0	1	.000	0	0	0	0
Central Ark. (2012-13-17)	3	0	3	.000	0	0	0	0
Central Mich. (2011)	1	0	1	.000	0	0	0	0
Chattanooga (1997-98)	2	0	2	.000	0	0	0	0
Cincinnati (1981-99-2000-01-02-03-08-09-10-11-16-18-19)	13	7	13	.350	0	0	0	0
Clemson (1993-94-97-98-99-2007-08-09)	8	4	8	.333	0	0	0	0
Cleveland St. (2007-12-15-16-17)	5	0	5	.000	0	0	0	0
Coastal Carolina (1996-98-2009-14-15-16-17)	7	1	7	.125	0	0	0	0
Col. of Charleston (2002-04-05-06-07-09-12-13-17)	9	2	9	.182	0	0	0	0
Colgate (1996-99-2012-21-22)	5	0	5	.000	0	0	0	0
Colorado (1989-91-92-93-94-95-96-97-98-99-2000-01-03-04-05-06-13-14-17-18-22)	21	13	21	.382	0	0	0	0
Colorado St. (1983-84-85-86-87-88-95-96-97-98-99-2000-01-02-03-04-05-06-07-08-09-10-11-12-13-14-15-16-17-18-19)	31	25	31	.446	0	0	0	0
Cornell (1993-2005-06)	3	0	3	.000	0	0	0	0
Creighton (2010-12-13-14-15-16-17-18-19-2021-22)	12	12	12	.500	0	0	0	0
CSU Bakersfield (2014-17)	2	0	2	.000	0	0	0	0
CSUN (1992-96-2003-04-13)	5	1	5	.167	0	0	0	0
Davidson (1999-2000)	2	0	2	.000	0	0	0	0
Dayton (2003-04-05-07-08-09-10-11-12-14-15-16-18-19-20-21)	16	9	16	.360	0	0	0	0
Delaware (2007-08-10-11)	4	2	4	.333	0	0	0	0
Delaware St. (2022)	1	0	1	.000	0	0	0	0
Denver (2014-15-16-17-18-19)	6	0	6	.000	0	0	0	0
DePaul (1993-2001)	2	0	2	.000	0	0	0	0
Duke (1984-85-86-91-92-93-94-2000-01-02-05-06-07-08-09-10-11-13-14-18)	20	13	20	.394	0	0	0	0
Duquesne (2013)	1	0	1	.000	0	0	0	0
Eastern Ill. (2001)	1	0	1	.000	0	0	0	0
Eastern Ky. (1984-2004)	2	0	2	.000	0	0	0	0
Eastern Mich. (2018)	1	0	1	.000	0	0	0	0
Eastern Wash. (1989-98-99-2001)	4	1	4	.200	0	0	0	0
ETSU (2012-17-18)	3	0	3	.000	0	0	0	0
Fairfield (1997-98-99-2000-01-12-13-15-16-17-19-21)	12	0	12	.000	0	0	0	0
FDU (2022)	1	0	1	.000	0	0	0	0

Team (Years Participated)	Yrs.	Won	Lost	Pct.	1st	2nd	3rd	4th
FGCU (2018-22)	2	1	2	.333	0	0	0	0
FIU (2001-08-09)	3	2	3	.400	0	0	0	0
Fla. Atlantic (1999-2005)	2	0	2	.000	0	0	0	0
Florida (1987-91-92-93-94-95-96-97-98-99-2000-01-02-03-04-05-06-07-08-09-10-11-12-13-14-15-16-17-18-19-20-21-22)	33	81	33	.711	0	2	6	0
Florida A&M (1999-2001-02-03-04-05-06-07-08-09-21-22)	12	1	12	.077	0	0	0	0
Florida St. (1983-85-87-88-89-90-92-93-97-98-2002-09-10-11-12-13-14-15-16-17-18-19-21-22)	24	18	24	.429	0	0	1	0
Fresno St. (1984-91-98-2002)	4	2	4	.333	0	0	0	0
Furman (2008-15)	2	0	2	.000	0	0	0	0
Ga. Southern (2001-03-10-13)	4	0	4	.000	0	0	0	0
George Mason (1993-94-95-96-2002-03-09)	7	1	7	.125	0	0	0	0
George Washington (1993-94-95-2000)	4	3	4	.429	0	0	0	0
Georgetown (1998-99)	2	0	2	.000	0	0	0	0
Georgia (1985-86-91-92-93-94-95-2004-13-19-22)	11	6	11	.353	0	0	0	0
Georgia St. (2000)	1	0	1	.000	0	0	0	0
Georgia Tech (1994-95-96-2000-01-02-03-04-09-20-21-22)	12	14	12	.539	0	0	0	0
Gonzaga (1990)	1	0	1	.000	0	0	0	0
Green Bay (2003-18)	2	0	2	.000	0	0	0	0
Hampton (2013-14)	2	0	2	.000	0	0	0	0
Harvard (2015)	1	0	1	.000	0	0	0	0
Hawaii (1981-82-83-84-85-86-87-88-89-90-91-93-94-95-96-97-98-99-2000-01-02-03-04-05-06-07-08-09-10-11-12-13-14-15-16-17-18-19-21-22)	40	82	37	.689	3	2	4	0
High Point (2010-16-17-18-20-22)	6	1	6	.143	0	0	0	0
Hofstra (1995-96-97-99-2000-06-12-14-18)	9	1	9	.100	0	0	0	0
Houston (1989-91-92-93-94-95-96-97-98-99-2000-22)	12	5	12	.294	0	0	0	0
Howard (2015-16-17-18-19-21)	6	0	6	.000	0	0	0	0
Idaho (1992-93-94-95-2003-04)	6	2	6	.250	0	0	0	0
Idaho St. (1986-87-90-13)	4	0	4	.000	0	0	0	0
Illinois (1985-86-87-88-89-90-91-92-93-94-95-98-99-2001-03-04-08-09-10-11-13-14-15-17-18-19-21)	27	46	27	.630	0	1	3	0
Illinois St. (1982-83-84-85-88-89-92-93-96-97-98-2007-14-18-19-20-21)	17	3	17	.150	0	0	0	0
Indiana (1995-98-99-2002-10)	5	4	5	.444	0	0	0	0
Iona (2004-18)	2	0	2	.000	0	0	0	0
Iowa (1989-94)	2	0	2	.000	0	0	0	0
Iowa St. (1995-2006-07-08-09-10-11-12-13-14-15-16-17-19-21-22)	16	18	16	.529	0	0	0	0
IUPUI (2013)	1	0	1	.000	0	0	0	0
Jackson St. (2011-12-15-20)	4	0	4	.000	0	0	0	0
Jacksonville (2004-13-14)	3	0	3	.000	0	0	0	0
Jacksonville St. (2005-06-09)	3	1	3	.250	0	0	0	0
James Madison (1999-2000-16-17-22)	5	0	5	.000	0	0	0	0
Kansas (2003-04-05-12-13-14-15-16-17-21-22)	11	13	11	.542	0	0	1	0
Kansas St. (1996-97-98-99-2000-01-02-03-04-05-07-08-11-12-14-15-16-21)	18	15	18	.454	0	0	0	0
Kennesaw St. (2017-19)	2	0	2	.000	0	0	0	0
Kentucky (1983-87-88-90-92-93-2005-06-07-08-09-10-11-12-13-14-15-16-17-18-19-20-21-22)	24	32	23	.582	1	0	0	0
Lamar (1983-84-93-2008)	4	0	4	.000	0	0	0	0
Lehigh (1997)	1	0	1	.000	0	0	0	0
Liberty (1997-99-2001-07-08-11-12)	7	0	7	.000	0	0	0	0
Lipscomb (2007-09-10-11-14-15-16-20)	8	0	8	.000	0	0	0	0
Little Rock (1996-97-98-2000-14)	5	1	5	.167	0	0	0	0
LIU (2004-05-06-07-08-09-12-13-14-16-17-20)	12	1	12	.077	0	0	0	0
LMU (CA) (1986-94-95-96-97-99-2000-03-04-05-12-14-15-18-22)	15	8	15	.348	0	0	0	0
Long Beach St. (1985-87-88-89-90-91-92-93-94-95-96-97-98-99-2000-01-02-03-04-05-06-07-08-09-10-11-14)	27	49	24	.671	3	2	3	0
Louisville (1982-90-91-92-93-94-95-96-98-99-2000-01-02-03-04-05-06-07-08-09-10-11-12-13-15-17-18-19-20-21-22)	32	30	31	.492	0	0	2	0
Loyola Chicago (1995-99-2000-04-05-22)	6	0	6	.000	0	0	0	0
LSU (1986-87-89-90-91-92-2005-06-07-08-09-10-13-14-17-22)	16	15	16	.484	0	0	2	0
Manhattan (2002-03)	2	0	2	.000	0	0	0	0
Marquette (2011-12-13-14-15-16-17-18-19-21-22)	11	9	11	.450	0	0	0	0
Marshall (1995-2005)	2	0	2	.000	0	0	0	0
Maryland (1990-95-96-97-2003-04-05)	7	5	7	.417	0	0	0	0
Memphis (1994)	1	0	1	.000	0	0	0	0
Miami (FL) (2002-09-10-11-12-13-14-15-17-21-22)	11	6	11	.353	0	0	0	0
Miami (OH) (1981-90-95-96-97-98-2007-08-16-17)	10	1	10	.090	0	0	0	0
Michigan (1997-99-2000-02-03-04-06-07-08-09-10-11-12-13-15-16-17-18-19-21)	20	24	20	.545	0	0	1	0



Team (Years Participated)	Yrs.	Won	Lost	Pct.	1st	2nd	3rd	4th
Michigan St. (1994-95-96-97-98-99-2000-01-02-03-06-07-09-11-12-13-14-15-16-17)	20	24	20	.545	0	0	2	0
Middle Tenn. (1995-2006-07-08-09-10-11)	7	4	7	.364	0	0	0	0
Milwaukee (1998-99-2000-01-02-06-08-09-11-13)	10	0	10	.000	0	0	0	0
Minnesota (1989-93-96-97-99-2000-01-02-03-04-05-06-07-08-09-10-11-12-13-15-16-17-18-19-20-21-22)	27	61	27	.693	0	1	4	0
Mississippi St. (2021)	1	0	1	.000	0	0	0	0
Missouri (2000-01-02-03-04-05-06-07-10-11-13-15-16-17-18-19-20)	17	17	17	.500	0	0	0	0
Missouri St. (1982-90-93-2003-05-06-07-08-10-11-15-16)	12	1	12	.083	0	0	0	0
Montana (1990-91-94)	3	1	3	.250	0	0	0	0
Morehead St. (2011-13-20)	3	1	3	.250	0	0	0	0
Morgan St. (1997-98-2000)	3	0	3	.000	0	0	0	0
Murray St. (2003-14-16-18)	4	0	4	.000	0	0	0	0
Navy (2018)	1	0	1	.000	0	0	0	0
N.C. A&T (2020)	1	1	1	.500	0	0	0	0
NC State (1987-2012-17)	3	1	3	.250	0	0	0	0
Nebraska (1982-83-84-85-86-87-88-89-90-91-92-93-94-95-96-97-98-99-2000-01-02-03-04-05-06-07-08-09-10-11-12-13-14-15-16-17-18-19-20-21-22)	41	126	36	.778	5	5	6	0
Nevada (1998-2001-02-04-05)	5	0	5	.000	0	0	0	0
New Hampshire (1998-2002-03-13-14-15-16)	7	0	7	.000	0	0	0	0
New Mexico (1981-88-90-91-92-93-94-2009-10)	9	5	9	.357	0	0	0	0
New Mexico St. (2003-04-06-07-08-12-13-15-18-19)	10	1	10	.091	0	0	0	0
Niagara (2009-10-11)	3	0	3	.000	0	0	0	0
Nicholls (2003)	1	0	1	.000	0	0	0	0
North Carolina (1982-83-88-89-98-99-2000-01-02-05-08-10-11-12-13-14-15-16-21)	19	15	19	.441	0	0	0	0
North Dakota (2016-17)	2	0	2	.000	0	0	0	0
North Dakota St. (2008-10-11)	3	0	3	.000	0	0	0	0
North Texas (1995)	1	0	1	.000	0	0	0	0
Northeastern (2001)	1	0	1	.000	0	0	0	0
Northern Ariz. (1999-2015-18)	3	0	3	.000	0	0	0	0
Northern Colo. (2009-11-12-14-19-21-22)	7	0	7	.000	0	0	0	0
Northern Ky. (2019)	1	0	1	.000	0	0	0	0
Northern Ill. (1993-96-97-98-2001-11-16)	7	3	7	.300	0	0	0	0
Northwestern (1981-82-83-84-2002-03-05-10)	8	2	8	.200	0	0	0	0
Northwestern St. (2014)	1	0	1	.000	0	0	0	0
Notre Dame (1988-92-93-94-95-96-97-98-99-2000-01-02-03-04-05-06-09-12-17-19-20)	21	15	21	.417	0	0	0	0
Oakland (2014)	1	0	1	.000	0	0	0	0
Ohio (2003-04-05-06-07-08-09-10-13-15)	10	5	10	.333	0	0	0	0
Ohio St.* (1989-90-91-92-93-94-95-96-97-98-2001-02-04-05-06-09-10-11-12-14-15-16-20-21-22)	25	41	25	.621	0	0	2	0
Oklahoma (1987-88-97-2006-07-09-10-11-12-13-14-19)	12	10	12	.455	0	0	0	0
Ole Miss (2006-07-10-21)	4	0	4	.000	0	0	0	0
Oral Roberts (1995-96-97-98-99-2000-01-02-06)	9	4	9	.308	0	0	0	0
Oregon (1984-86-87-89-2006-07-08-09-11-12-13-14-15-16-17-18-20-21-22)	19	23	19	.548	0	1	0	0
Oregon St. (1983-2001-14-17)	4	2	4	.333	0	0	0	0
Pacific (1981-82-83-84-85-86-87-88-89-90-91-92-93-94-95-96-97-98-99-2000-01-02-03-04)	24	46	24	.657	2	1	2	2
Penn (2001-02-03-09-10)	5	1	5	.167	0	0	0	0
Penn St. (1981-82-83-84-85-86-87-88-89-90-91-92-93-94-95-96-97-98-99-2000-01-02-03-04-05-06-07-08-09-10-11-12-13-14-15-16-17-18-19-20-21-22)	42	108	35	.755	7	3	3	0
Pepperdine (1981-82-84-86-87-88-89-90-91-97-98-99-2000-01-02-03-05-06-07-08-11-12-18-20-21-22)	26	19	26	.422	0	0	0	0
Pittsburgh (1982-84-86-87-90-91-92-93-94-2003-04-16-17-18-19-20-21-22)	18	18	18	.500	0	0	2	0
Portland St. (2008-10)	2	0	2	.000	0	0	0	0
Prairie View (1999-2006)	2	0	2	.000	0	0	0	0
Princeton (1994-97-99-2000-07-16-17-19)	8	0	8	.000	0	0	0	0
Providence (1983-85)	2	0	2	.000	0	0	0	0
Purdue (1981-82-83-84-85-87-90-2004-05-06-07-08-10-11-12-13-15-16-17-18-19-20-21-22)	24	36	24	.600	0	0	0	0
Purdue Fort Wayne (2009-12)	2	0	2	.000	0	0	0	0
Quinnipiac (2022)	1	0	1	.000	0	0	0	0
Radford (1993-2000-13-17)	4	0	4	.000	0	0	0	0
Rhode Island (1985-91)	2	0	2	.000	0	0	0	0
Rice (2004-08-09-18-19-20-21-22)	8	3	8	.273	0	0	0	0
Rider (1994-2020)	2	0	2	.000	0	0	0	0

Team (Years Participated)	Yrs.	Won	Lost	Pct.	1st	2nd	3rd	4th
Robert Morris (1999-2000-01-02-03-15)	6	0	6	.000	0	0	0	0
Rutgers (1982)	1	0	1	.000	0	0	0	0
Sacramento St. (1997-98-99-2000-02-03-04-05-06-07)	10	2	10	.167	0	0	0	0
Sacred Heart (2010-11-19-21)	4	0	4	.000	0	0	0	0
Saint Louis (2006-08-09)	3	1	3	.250	0	0	0	0
Saint Mary's (CA) (2003-04-05-08-09-12-18)	7	4	7	.364	0	0	0	0
Sam Houston St. (1993-96)	2	0	2	.000	0	0	0	0
Samford (2011-14-16-18-19-20-22)	7	0	7	.000	0	0	0	0
San Diego (1993-96-97-98-99-2001-02-03-04-05-06-07-08-10-11-12-13-14-15-16-17-18-19-20-21-22)	26	23	26	.470	0	0	1	0
San Diego St. (1981-82-83-84-85-86-88-89-90-94-95-96-2001-12)	14	15	14	.517	0	0	2	0
San Francisco (2003-08)	2	0	2	.000	0	0	0	0
San Jose St. (1982-83-84-85-86-87-88-89-90-98-2000-01)	12	8	13	.381	0	0	0	1
Santa Clara (1992-93-98-99-2000-01-02-03-04-05-06-07-08-12-14-15)	16	7	16	.304	0	0	1	0
Seton Hall (2014)	1	0	1	.000	0	0	0	0
SFA (1994-97-99-2006-18-19-22)	7	1	7	.125	0	0	0	0
Siena (1995-2005-06-07-08-14)	6	0	6	.000	0	0	0	0
SMU (2015-16)	2	1	2	.333	0	0	0	0
South Alabama (2021)	1	0	1	.000	0	0	0	0
South Carolina (1984-95-97-98-2000-01-02-18-19-21)	10	6	10	.375	0	0	0	0
South Carolina St. (2010)	1	0	1	.000	0	0	0	0
South Dakota (2018-20-21-22)	4	0	4	.000	0	0	0	0
South Dakota St. (2007)	1	0	1	.000	0	0	0	0
South Fla. (1993-95-96-97-98-2000-02)	7	2	7	.222	0	0	0	0
Southeast Mo. St. (1996-98-99-2000-19-21)	6	1	6	.142	0	0	0	0
Southeastern La. (2022)	1	0	1	.000	0	0	0	0
Southern California (1981-82-83-84-85-87-88-89-91-92-93-94-95-96-97-98-99-2000-01-02-03-04-05-06-07-08-09-10-11-12-13-14-15-16-17-18-19-22)	38	82	35	.701	3	1	6	0
Southern U. (1998)	1	0	1	.000	0	0	0	0
Southern Ill. (2015)	1	0	1	.000	0	0	0	0
St. John's (NY) (2006-07-19)	3	3	3	.500	0	0	0	0
Stanford (1981-82-83-84-85-86-87-88-89-90-91-92-93-94-95-96-97-98-99-2000-01-02-03-04-05-06-07-08-09-10-11-12-13-14-15-16-17-18-19-21-22)	41	135	33	.804	9	8	5	1
Stony Brook (2017-18)	2	0	2	.000	0	0	0	0
Syracuse (2018)	1	1	1	.500	0	0	0	0
TCU (2009-15-16-22)	4	3	4	.429	0	0	0	0
Temple (1997-98-99-2002)	4	2	4	.333	0	0	0	0
Tennessee (1981-82-83-84-93-2000-04-05-06-08-09-10-11-12-18-21-22)	17	15	17	.469	0	0	1	0
Tennessee St. (2007-22)	2	0	2	.000	0	0	0	0
Tennessee Tech (1997-2008)	2	0	2	.000	0	0	0	0
Texas (1982-83-84-85-86-87-88-89-90-91-92-93-94-95-96-97-98-99-2001-02-04-05-06-07-08-09-10-11-12-13-14-15-16-17-18-19-20-21-22)	39	110	36	.753	3	5	6	0
Texas A&M (1981-82-85-86-93-94-95-96-97-98-99-2000-01-02-03-04-05-09-11-12-13-14-15-16-19)	25	28	25	.528	0	0	0	0
Texas St. (1986-91-98-2004-05-07-09-11-13-18-19-20)	12	2	12	.143	0	0	0	0
Texas Tech (1990-91-92-95-96-98-2000-01-21)	9	3	9	.250	0	0	0	0
The Citadel (2021)	1	0	1	.000	0	0	0	0
Towson (2004-19-20-21-22)	5	1	5	.167	0	0	0	0
Tulane (2008-09)	2	1	2	.333	0	0	0	0
Tulsa (2007-10-11-12)	4	2	4	.333	0	0	0	0
UAB (2006-08)	2	1	2	.333	0	0	0	0
UC Irvine (1988-2003-04)	3	1	3	.250	0	0	0	0
UC Santa Barbara (1981-82-83-84-85-86-87-88-89-90-91-92-93-94-95-96-97-98-99-2000-01-02-03-04-05-06-09-13-19)	29	22	29	.431	0	0	0	0
UCF (1994-95-96-97-2001-02-03-14-18-19-20-21-22)	13	5	13	.278	0	0	0	0
UCLA (1981-82-83-84-85-86-87-88-89-90-91-92-93-94-95-97-98-99-2000-01-02-03-04-05-06-07-08-09-10-11-12-14-15-16-17-19-20-21)	38	94	35	.728	4	4	3	1
UIC (2021)	1	0	0	.000	0	0	0	0
UMBC (1998-2020-21-22)	4	0	4	.000	0	0	0	0
UMES (2011-12)	2	0	2	.000	0	0	0	0
UNCW (2015)	1	0	1	.000	0	0	0	0
UNI (1986-87-91-94-95-98-99-2000-01-02-03-06-07-08-09-10-11-12-15-16-17-18-19-22)	24	16	24	.400	0	0	0	0
UNLV (2007-16-20-22)	4	2	4	.333	0	0	0	0
UT Arlington (1985-86-87-88-89-90-2001-02)	8	7	8	.467	0	0	1	0
UT Martin (2002)	1	0	1	.000	0	0	0	0
Utah (1998-99-2000-01-02-03-04-05-06-08-13-14-16-17-18-19-20-21)	18	18	18	.500	0	0	0	0
Utah St. (2000-01-05-10-22)	5	2	5	.286	0	0	0	0

Team (Years Participated)	Yrs.	Won	Lost	Pct.	1st	2nd	3rd	4th
Utah Valley (2020-21)	2	0	2	.000	0	0	0	0
UTRGV (2016)	1	0	1	.000	0	0	0	0
UTSA (2000-10-13)	3	0	3	.000	0	0	0	0
Valparaiso (2003-04-05)	3	0	3	.000	0	0	0	0
VCU (2005-17-19)	3	0	3	.000	0	0	0	0
Villanova (1997-2015)	2	0	2	.000	0	0	0	0
Virginia (1998-99)	2	0	2	.000	0	0	0	0
Virginia Tech (2010)	1	1	1	.500	0	0	0	0
Washington (1986-88-89-94-96-97-2002-03-04-05-06-07-08-09-10-11-12-13-14-15-16-17-18-19-20-21-22)	27	58	26	.691	1	0	4	0
Washington St. (1991-93-94-95-96-97-2000-01-02-09-16-17-18-19-20-21-22)	17	15	17	.469	0	0	0	0
Weber St. (1988-2020)	2	1	2	.333	0	0	0	0
West Virginia (2021)	1	0	1	.000	0	0	0	0
Western Ky. (2002-05-07-08-10-11-12-14-15-16-17-19-20-21-22)	15	8	15	.348	0	0	0	0
Western Mich. (1982-83-84-85-86-87-88-89-2000-08-11-14)	12	7	12	.368	0	0	0	0
Wichita St. (2004-07-08-09-10-11-12-13-15-16-17)	11	8	11	.421	0	0	0	0
William & Mary (2001)	1	0	1	.000	0	0	0	0
Winthrop (2002-03-04-05-06-19)	6	0	6	.000	0	0	0	0
Wisconsin (1990-91-93-94-96-97-98-99-2000-01-02-03-04-05-06-07-13-14-15-16-17-18-19-20-21-22)	26	64	25	.719	1	3	1	0
Wright St. (2019-20-22)	3	1	3	.250	0	0	0	0
Wyoming (1986-89-90-94)	4	2	4	.333	0	0	0	0
Xavier (2001-07)	2	0	2	.000	0	0	0	0
Yale (2004-08-11-12-13-14-18-22)	8	2	8	.200	0	0	0	0

\*Participation in tournament vacated by the NCAA Committee on Infractions: Ohio St. 1999 (1-1) and 2000 (2-1).

# ALL-TIME RESULTS

## 1981

### First Round

Texas A&M def. Pepperdine, 15-13, 15-12, 9-15, 15-9

Penn St. def. Cincinnati, 15-8, 15-6, 15-2  
Purdue def. Tennessee, 15-13, 15-10, 15-10  
New Mexico def. Miami (OH), 11-15, 15-11, 15-11, 15-9.

### Regional Semifinals

Hawaii def. Texas A&M, 15-6, 15-10, 15-7  
Southern California def. Arizona, 15-6, 15-5, 15-10

Pacific def. Penn St., 10-15, 15-13, 15-10, 2-15, 15-13

Cal Poly def. Northwestern, 18-16, 15-11, 16-14  
UCLA def. Purdue, 15-11, 6-15, 11-15, 15-8, 15-3  
Stanford def. Arizona St., 15-0, 15-10, 15-6  
San Diego St. def. New Mexico, 15-7, 15-3, 15-8  
UC Santa Barbara def. BYU, 15-11, 13-15, 4-15, 15-9, 15-8.

### Regional Finals

Southern California def. Hawaii, 15-12, 15-4, 11-15, 15-5  
Pacific def. Cal Poly, 15-12, 15-12, 8-15, 15-9  
UCLA def. Stanford, 4-15, 15-10, 15-10, 10-15, 15-3  
San Diego St. def. UC Santa Barbara, 15-9, 15-1, 15-8.

### Semifinals

Southern California def. Pacific, 9-15, 15-12, 15-11, 10-15, 15-11  
UCLA def. San Diego St., 4-15, 15-8, 15-9, 15-8.

### Third Place

San Diego St. def. Pacific, 15-5, 15-10, 15-7.

### Championship

Southern California def. UCLA, 9-15, 15-7, 10-15, 15-13, 15-7

## 1982

### First Round

San Jose St. def. UC Santa Barbara, 14-16, 15-6, 15-3, 12-15, 16-14  
Arizona St. def. Illinois St., 14-16, 15-13, 15-8, 15-13  
Cal Poly def. Pittsburgh, 15-9, 15-2, 15-5  
Pacific def. North Carolina, 15-6, 15-3, 15-4  
Arizona def. Texas A&M, 15-6, 15-8, 15-7  
Texas def. Missouri St., 15-10, 8-15, 15-7, 15-13  
Tennessee def. Northwestern, 15-12, 7-15, 4-15, 15-8, 15-9

Nebraska def. Penn St., 15-13, 15-5, 15-13  
Purdue def. Rutgers, 12-15, 15-7, 15-3, 15-9  
UCLA def. Louisville, 15-6, 15-4, 15-8  
BYU def. Western Mich., 15-10, 15-7, 15-7  
California def. Pepperdine, 17-15, 15-13, 15-4.

### Regional Semifinals

Hawaii def. San Jose St., 15-10, 15-8, 15-2  
Cal Poly def. Arizona St., 11-15, 15-11, 16-14, 15-10  
Stanford def. Texas, 15-8, 15-8, 15-7  
Pacific def. Arizona, 15-13, 15-13, 7-15, 15-5  
Southern California def. Tennessee, 15-11, 15-7, 15-8

Purdue def. Nebraska, 12-15, 12-15, 15-4, 15-12, 15-5

UCLA def. BYU, 15-5, 15-4, 18-16  
San Diego St. def. California, 15-8, 15-11, 11-15, 15-13.

### Regional Finals

Hawaii def. Cal Poly, 5-15, 15-8, 15-12, 15-6  
Stanford def. Pacific, 15-6, 15-8, 15-11

Southern California def. Purdue, 15-13, 15-3, 15-8

San Diego St. def. UCLA, 15-7, 15-10, 6-15, 15-6.

### Semifinals

Hawaii def. Stanford, 12-15, 15-9, 12-15, 15-11, 15-6

Southern California def. San Diego St., 15-13, 15-12, 15-12.

### Third Place

San Diego St. def. Stanford, 13-15, 15-11, 17-15, 10-15, 16-14.

### Championship

Hawaii def. Southern California, 14-16, 9-15, 15-13, 15-10, 15-12

## 1983

### First Round

California def. Oregon St., 12-15, 9-15, 15-12, 15-11, 15-10

UC Santa Barbara def. Northwestern, 15-5, 15-13, 15-8

Cal Poly def. San Jose St., 15-5, 15-7, 14-16, 15-13

Purdue def. Illinois St., 15-9, 5-15, 3-15, 15-1, 15-5

Western Mich. def. Nebraska, 9-15, 15-12, 15-12, 15-8

Penn St. def. Providence, 15-10, 15-9, 15-9  
Tennessee def. Florida St., 12-15, 12-15, 15-1, 15-10, 15-8

Texas def. Lamar, 15-4, 15-3, 15-10

Kentucky def. North Carolina, 15-2, 15-13, 15-12

Arizona def. Southern California, 15-10, 4-15, 15-10, 4-15, 15-9

San Diego St. def. Colorado St., 15-8, 15-12, 15-9

BYU def. Arizona St., 15-8, 15-8, 15-12.

### Regional Semifinals

Pacific def. California, 15-11, 15-3, 15-3  
Cal Poly def. UC Santa Barbara, 15-4, 12-15, 15-11, 13-15, 15-4

Western Mich. def. Purdue, 15-3, 9-15, 15-9, 14-16, 15-10

UCLA def. Penn St., 15-1, 16-14, 15-11

Hawaii def. Tennessee, 15-6, 15-7, 15-4

Kentucky def. Texas, 15-7, 6-15, 14-16, 15-13, 15-10

San Diego St. def. Arizona, 11-15, 15-7, 15-1, 15-5

Stanford def. BYU, 16-14, 4-15, 15-12, 15-4.

### Regional Finals

Pacific def. Cal Poly, 15-9, 15-3, 15-10  
UCLA def. Western Mich., 15-6, 15-8, 15-12  
Hawaii def. Kentucky, 10-15, 18-16, 15-9, 15-10  
Stanford def. San Diego St., 15-7, 15-11, 15-8.

### Semifinals

UCLA def. Pacific, 15-5, 15-12, 15-17, 9-15, 15-7  
Hawaii def. Stanford, 15-9, 15-7, 15-7.

### Third Place

Stanford def. Pacific, 7-15, 15-8, 15-11, 15-2.

### Championship

Hawaii def. UCLA, 15-13, 15-4, 15-10

## 1984

### First Round

Colorado St. def. Arizona, 15-13, 15-11, 10-15, 15-11

San Diego St. def. BYU, 15-13, 15-9, 15-11

Southern California def. Pepperdine, 15-6, 14-16, 15-8, 13-15, 15-8

Nebraska def. Pittsburgh, 15-6, 15-10, 18-16

Western Mich. def. Illinois St., 15-13, 9-15, 15-8, 17-15

Penn St. def. Northwestern, 7-15, 15-9, 15-4, 9-15, 15-3

Fresno St. def. UC Santa Barbara, 12-15, 15-13, 15-11, 15-6

San Jose St. def. Purdue, 5-15, 15-8, 15-9, 15-13

Oregon def. Hawaii, 15-9, 16-4, 14-16, 3-15, 15-9

Texas def. Lamar, 15-4, 15-10, 15-8

Tennessee def. Eastern Ky., 15-2, 15-6, 15-9

Duke def. South Carolina, 15-13, 15-8, 10-15, 15-9.

### Regional Semifinals

Stanford def. Colorado St., 15-2, 15-5, 15-5

Southern California def. San Diego St., 15-7, 15-13, 15-10

Nebraska def. Western Mich., 15-12, 15-10, 8-15, 15-7

Pacific def. Penn St., 15-4, 15-8, 15-12

Fresno St. def. Cal Poly, 7-15, 15-11, 4-15, 15-4, 16-14

San Jose St. def. Oregon, 15-4, 17-15, 15-12

Texas def. Tennessee, 15-6, 15-7, 10-15, 15-6

UCLA def. Duke, 15-4, 15-3, 15-8.

### Regional Finals

Stanford def. Southern California, 11-15, 14-16, 15-9, 15-9, 15-10

Pacific def. Nebraska, 15-7, 15-8, 13-15, 15-3

San Jose St. def. Fresno St., 15-6, 6-15, 15-5, 15-4

UCLA def. Texas, 15-17, 15-11, 15-13, 16-14.

### Semifinals

Stanford def. Pacific, 15-11, 15-10, 15-12

UCLA def. San Jose St., 15-6, 15-2, 15-4.

### Third Place

Pacific def. San Jose St., 7-15, 15-13, 15-9, 15-6.

### Championship

UCLA def. Stanford, 15-12, 7-15, 15-10, 9-15, 15-13

## 1985

### First Round

Colorado St. def. Rhode Island, 15-5, 15-8, 15-3  
Arizona def. Arizona St., 12-15, 13-15, 15-11, 15-12, 15-13

BYU def. Providence, 15-3, 15-4, 15-5

Nebraska def. Penn St., 15-8, 15-7, 15-12

Purdue def. Illinois St., 15-11, 15-5, 15-6

Illinois def. Western Mich., 15-9, 15-11, 12-15, 15-2

Georgia def. Florida St., 15-6, 15-1, 15-10

Texas A&M def. UT Arlington, 15-6, 11-15, 16-14, 8-15, 15-10

Texas def. Duke, 15-9, 15-6, 15-8

Cal Poly def. UC Santa Barbara, 15-13, 15-9, 7-15, 12-15, 15-13

San Jose St. def. Long Beach St., 16-14, 15-13, 15-12

Hawaii def. San Diego St., 15-12, 11-15, 15-8, 16-14.

### Regional Semifinals

Stanford def. Colorado St., 15-6, 15-10, 15-8

BYU def. Arizona, 12-15, 15-10, 15-6, 8-15, 16-14

Nebraska def. Purdue, 15-1, 16-14, 12-15, 15-11

Southern California def. Illinois, 15-8, 15-8, 15-9

UCLA def. Georgia, 15-3, 15-5, 15-8

Texas def. Texas A&M, 15-6, 15-8, 15-3

Cal Poly def. San Jose St., 15-9, 15-5, 15-9

Pacific def. Hawaii, 15-7, 15-6, 15-4.

## Regional Finals

Stanford def. BYU, 15-7, 10-15, 15-9, 15-12  
Southern California def. Nebraska, 5-15, 15-11, 15-12, 15-7  
UCLA def. Texas, 15-8, 15-10, 15-11  
Pacific def. Cal Poly, 16-14, 15-13, 15-7.

## Semifinals

Stanford def. Southern California, 15-9, 7-15, 15-10, 15-6  
Pacific def. UCLA, 15-11, 15-7, 9-15, 17-15.

## Third Place

Southern California def. UCLA, 15-7, 15-12, 8-15, 11-15, 15-3.

## Championship

Pacific def. Stanford, 15-17, 15-7, 15-12, 15-13

# 1986

## First Round

Pacific def. Idaho St., 15-7, 15-9, 15-4  
San Diego St. def. UC Santa Barbara, 15-11, 15-8, 9-15, 15-11  
San Jose St. def. Cal Poly, 15-7, 14-16, 15-11, 15-11  
Hawaii def. Alliant Int'l, 15-5, 15-4, 15-8  
UT Arlington def. Texas St., 9-15, 15-3, 15-7, 15-6  
LSU def. Arizona, 15-12, 5-15, 15-12, 12-15, 15-9  
Georgia def. Texas A&M, 5-15, 15-4, 15-10, 15-6  
Texas def. Duke, 15-8, 15-3, 13-15, 15-0  
Nebraska def. Pittsburgh, 11-15, 15-5, 15-10, 15-7  
Penn St. def. Wyoming, 13-15, 15-2, 15-7, 15-4  
Western Mich. def. Colorado St., 16-14, 15-2, 15-12  
Illinois def. UNI, 9-15, 15-1, 15-6, 15-10  
LMU (CA) def. UCLA, 1-15, 9-15, 15-8, 15-12, 16-14  
Stanford def. Oregon, 15-9, 15-7, 10-15, 15-4  
Arizona St. def. Pepperdine, 15-9, 15-11, 15-3  
BYU def. Washington, 15-4, 15-8, 15-10.

## Regional Semifinals

Pacific def. San Diego St., 15-9, 15-13, 15-10  
Hawaii def. San Jose St., 8-15, 6-15, 16-14, 15-12, 15-11  
LSU def. UT Arlington, 15-7, 15-5, 15-9  
Texas def. Georgia, 15-9, 15-8, 15-11  
Nebraska def. Penn St., 7-15, 15-4, 16-14, 16-18, 15-9  
Illinois def. Western Mich., 15-4, 15-10, 15-4  
Stanford def. LMU (CA), 15-8, 15-7, 15-11  
BYU def. Arizona St., 15-10, 15-3, 15-17, 15-12.

## Regional Finals

Pacific def. Hawaii, 15-7, 6-15, 15-6, 15-12  
Texas def. LSU, 15-3, 15-11, 15-13  
Nebraska def. Illinois, 15-9, 15-8, 15-3  
Stanford def. BYU, 15-12, 15-13, 15-12.

## Semifinals

Pacific def. Texas, 15-6, 15-1, 16-14  
Nebraska def. Stanford, 7-15, 15-2, 15-10, 15-10.

## Championship

Pacific def. Nebraska, 15-12, 15-4, 15-4

# 1987

## First Round

Hawaii def. Arizona, 15-4, 15-11, 15-10  
Cal Poly def. UC Santa Barbara, 11-15, 15-9, 15-5, 15-8  
San Jose St. def. Idaho St., 15-9, 15-10, 15-10  
Pacific def. Long Beach St., 15-3, 15-12, 15-6  
Illinois def. Pittsburgh, 5-15, 15-4, 15-3, 15-2  
Western Mich. def. Oklahoma, 15-3, 15-8, 15-9  
Purdue def. Penn St., 15-4, 15-9, 17-15  
Nebraska def. UNI, 15-9, 15-1, 15-6  
Texas def. Florida St., 15-6, 15-11, 15-9  
Florida def. LSU, 15-12, 7-15, 15-10, 10-15, 15-10

UT Arlington def. Arizona St., 15-9, 15-6, 15-10  
Kentucky def. NC State, 15-13, 15-5, 15-8  
BYU def. Pepperdine, 15-11, 15-12, 15-6  
UCLA def. California, 15-12, 11-15, 15-11, 15-2  
Colorado St. def. Southern California, 7-15, 15-8, 15-9, 11-15, 15-12  
Stanford def. Oregon, 15-6, 15-8, 15-4.

## Regional Semifinals

Hawaii def. Cal Poly, 15-4, 15-10, 15-8  
Pacific def. San Jose St., 15-9, 15-9, 15-6  
Illinois def. Western Mich., 15-11, 9-15, 15-7, 12-15, 15-10  
Nebraska def. Purdue, 15-8, 15-12, 15-3  
Texas def. Florida, 15-9, 15-4, 15-3  
Kentucky def. UT Arlington, 13-15, 15-13, 15-11, 18-16  
BYU def. UCLA, 17-15, 15-4, 11-15, 15-12  
Stanford def. Colorado St., 15-8, 15-9, 15-12.

## Regional Finals

Hawaii def. Pacific, 15-11, 15-9, 15-12  
Illinois def. Nebraska, 15-11, 15-12, 15-5  
Texas def. Kentucky, 9-15, 15-12, 15-9, 15-4  
Stanford def. BYU, 15-9, 15-6, 11-15, 15-4.

## Semifinals

Hawaii def. Illinois, 19-17, 15-13, 15-11  
Stanford def. Texas, 11-15, 15-12, 8-15, 15-6, 15-5.

## Championship

Hawaii def. Stanford, 15-10, 15-10, 9-15, 15-1

# 1988

## First Round

UCLA def. California, 15-10, 15-8, 15-12  
BYU def. Arizona, 11-15, 15-9, 15-7, 15-5  
Washington def. Arizona St., 15-11, 15-10, 15-11  
Stanford def. Southern California, 15-3, 15-7, 15-11  
UT Arlington def. Pepperdine, 13-15, 15-11, 15-10, 8-15, 15-3  
Kentucky def. New Mexico, 16-14, 15-1, 12-15, 9-15, 15-9  
Colorado St. def. Florida St., 15-3, 15-3, 8-15, 15-7  
Texas def. North Carolina, 15-7, 15-6, 15-6  
Illinois def. Illinois St., 15-11, 15-5, 15-4  
Notre Dame def. Penn St., 15-13, 15-10, 14-16, 15-10  
Oklahoma def. Western Mich., 15-6, 15-8, 15-7  
Nebraska def. Weber St., 15-10, 15-5, 14-16, 8-15, 15-8  
Long Beach St. def. UC Irvine, 15-12, 11-15, 15-6, 7-15, 16-14  
Pacific def. UC Santa Barbara, 15-4, 15-11, 15-6  
San Diego St. def. San Jose St., 15-7, 15-13, 14-16, 15-8  
Hawaii def. Cal Poly, 15-12, 15-7, 15-11.

## Regional Semifinals

UCLA def. BYU, 15-7, 15-7, 15-13  
Washington def. Stanford, 15-11, 3-15, 9-15, 15-9, 15-8  
UT Arlington def. Kentucky, 15-7, 13-15, 15-13, 15-4  
Texas def. Colorado St., 15-3, 15-8, 15-5  
Illinois def. Notre Dame, 15-5, 15-9, 5-15, 13-15, 15-9  
Oklahoma def. Nebraska, 15-12, 15-9, 8-15, 11-15, 15-10  
Pacific def. Long Beach St., 15-10, 16-18, 15-11, 15-6  
Hawaii def. San Diego St., 15-4, 15-8, 15-13.

## Regional Finals

UCLA def. Washington, 15-7, 16-14, 15-9  
Texas def. UT Arlington, 15-10, 15-2, 15-7  
Illinois def. Oklahoma, 15-11, 15-8, 15-4  
Hawaii def. Pacific, 15-10, 15-7, 13-15, 15-8.

## Semifinals

Texas def. UCLA, 16-14, 15-11, 15-13  
Hawaii def. Illinois, 15-1, 15-12, 13-15, 15-13.

## Championship

Texas def. Hawaii, 15-4, 16-14, 15-13

# 1989

## First Round

Hawaii def. Eastern Wash., 15-2, 15-9, 15-7  
Cal Poly def. UC Santa Barbara, 14-16, 15-12, 14-16, 16-14, 15-12  
Long Beach St. def. San Diego St., 15-7, 15-7, 15-10  
Pacific def. San Jose St., 15-11, 15-8, 15-6  
Texas def. Western Mich., 15-10, 16-14, 15-3  
California def. Florida St., 11-15, 15-11, 15-13, 15-13  
LSU def. Houston, 13-15, 15-12, 8-15, 15-7, 15-3  
UT Arlington def. North Carolina, 13-15, 15-6, 15-13, 15-6  
Nebraska def. Illinois St., 15-7, 15-11, 15-12  
Minnesota def. Colorado, 15-11, 16-14, 15-11  
Illinois def. Penn St., 15-5, 15-9, 15-2  
Ohio St. def. Iowa, 15-9, 15-6, 15-13  
UCLA def. Pepperdine, 9-15, 15-10, 15-6, 15-4  
Arizona def. Oregon, 15-9, 15-7, 15-12  
Stanford def. Southern California, 15-8, 13-15, 15-5, 15-7  
Wyoming def. Washington, 15-9, 15-8, 15-10.

## Regional Semifinals

Hawaii def. Cal Poly, 15-9, 15-17, 9-15, 15-12, 15-12  
Long Beach St. def. Pacific, 15-11, 9-15, 15-12, 15-9  
Texas def. California, 15-11, 15-6, 15-10  
UT Arlington def. LSU, 13-15, 11-15, 15-11, 15-13, 15-5  
Nebraska def. Minnesota, 15-10, 11-15, 15-13, 15-12  
Illinois def. Ohio St., 13-15, 15-7, 15-10, 17-15  
UCLA def. Arizona, 15-11, 16-14, 16-14  
Wyoming def. Stanford, 15-6, 3-15, 10-15, 15-12, 15-11.

## Regional Finals

Long Beach St. def. Hawaii, 11-15, 15-13, 10-15, 15-8, 15-10  
UT Arlington def. Texas, 15-8, 11-15, 11-15, 15-9, 15-10  
Nebraska def. Illinois, 17-15, 15-5, 15-8  
UCLA def. Wyoming, 15-8, 15-10, 15-11.

## Semifinals

Long Beach St. def. UT Arlington, 15-6, 11-15, 15-10, 15-7  
Nebraska def. UCLA, 15-13, 15-11, 15-6.

## Championship

Long Beach St. def. Nebraska, 15-12, 15-0, 15-6

# 1990

## First Round

UCLA def. Gonzaga, 15-6, 15-7, 15-12  
New Mexico def. Pepperdine, 15-7, 15-10, 15-12  
San Diego St. def. BYU, 15-10, 15-8, 12-15, 15-13  
Stanford def. Wyoming, 15-4, 15-5, 15-8  
Texas Tech def. UT Arlington, 16-14, 15-4, 16-14  
LSU def. Louisville, 15-9, 15-1, 15-7  
Kentucky def. Florida St., 15-12, 15-10, 10-15, 15-10  
Texas def. Maryland, 15-3, 15-5, 15-7  
Hawaii def. Missouri St., 15-4, 15-11, 15-4  
Long Beach St. def. San Jose St., 15-10, 15-10, 15-7  
UC Santa Barbara def. Idaho St., 15-12, 15-4, 15-10  
Pacific def. Montana, 15-3, 15-10, 15-9  
Penn St. def. Purdue, 15-8, 16-14, 15-4



Wisconsin def. Illinois, 15-10, 15-9, 15-10  
Pittsburgh def. Ohio St., 15-12, 15-13, 9-15,  
15-13

Nebraska def. Miami (OH), 15-3, 15-9, 15-9.

### Regional Semifinals

UCLA def. New Mexico, 15-8, 11-15, 15-3, 16-14  
Stanford def. San Diego St., 15-11, 13-15, 15-6,  
15-1

LSU def. Texas Tech, 15-11, 15-12, 15-5

Texas def. Kentucky, 15-4, 15-5, 15-5

Long Beach St. def. Hawaii, 15-11, 8-15, 15-13,  
15-13

Pacific def. UC Santa Barbara, 15-8, 15-9, 15-5

Penn St. def. Wisconsin, 15-6, 15-6, 15-3

Nebraska def. Pittsburgh, 15-7, 15-11, 15-7.

### Regional Finals

UCLA def. Stanford, 15-10, 15-8, 15-12

LSU def. Texas, 8-15, 4-15, 15-10, 15-11, 17-15

Pacific def. Long Beach St., 15-8, 16-14, 14-16,  
15-6

Nebraska def. Penn St., 15-12, 16-14, 10-15,  
15-5.

### Semifinals

UCLA def. LSU, 15-13, 15-10, 15-6

Pacific def. Nebraska, 15-13, 11-15, 15-9, 15-12.

### Championship

UCLA def. Pacific, 15-9, 15-12, 15-7

## 1991

### First Round

Stanford def. Rhode Island, 15-1, 15-2, 15-11

Southern California def. BYU, 15-7, 15-6, 1-15,  
15-9

UCLA def. Pepperdine, 15-3, 15-8, 15-11

New Mexico def. Washington St., 15-5, 11-15,  
15-9, 15-4

Ohio St. def. Pittsburgh, 15-9, 17-15, 9-15, 15-7

Penn St. def. Colorado, 8-15, 10-15, 15-11, 15-6,  
15-11

Wisconsin def. Bowling Green, 15-8, 15-4, 16-14

Nebraska def. Illinois, 15-5, 15-8, 15-12

LSU def. Houston, 15-5, 15-5, 16-14

Texas Tech def. Georgia, 15-5, 15-6, 15-4

Texas def. Duke, 15-3, 15-9, 15-12

Florida def. Louisville, 15-5, 15-13, 15-10

Hawaii def. Texas St., 17-15, 15-6, 15-7

Pacific def. Montana, 15-2, 15-6, 15-3

UC Santa Barbara def. Fresno St., 15-9, 15-7,  
17-16

Long Beach St. def. UNI, 15-7, 15-3, 15-6.

### Regional Semifinals

Stanford def. Southern California, 12-15, 15-6,  
9-15, 15-10, 15-9

UCLA def. New Mexico, 15-12, 15-10, 15-10

Ohio St. def. Penn St., 13-15, 15-9, 11-15, 15-5,  
15-11

Nebraska def. Wisconsin, 15-9, 15-10, 15-10

LSU def. Texas Tech, 15-6, 15-7, 15-10

Florida def. Texas, 3-15, 15-10, 15-9, 15-5

Hawaii def. Pacific, 16-14, 15-13, 15-10

Long Beach St. def. UC Santa Barbara, 15-10,  
7-15, 16-14, 15-10.

### Regional Finals

UCLA def. Stanford, 15-2, 15-12, 16-14

Ohio St. def. Nebraska, 9-15, 15-9, 17-16, 15-7

LSU def. Florida, 15-10, 15-10, 12-15, 15-13

Long Beach St. def. Hawaii, 15-6, 15-10, 8-15,  
8-15, 15-11.

### Semifinals

UCLA def. Ohio St., 15-8, 15-8, 15-5

Long Beach St. def. LSU, 15-13, 6-15, 15-10,  
15-13.

### Championship

UCLA def. Long Beach St., 12-15, 13-15, 15-12,  
15-6, 15-11

## 1992

### First Round

UCLA def. Ball St., 15-1, 15-4, 15-0

Arizona St. def. New Mexico, 12-15, 9-15, 15-11,  
15-5, 15-4

Southern California def. CSUN, 16-14, 15-8,  
15-10

BYU def. Santa Clara, 15-4, 15-13, 16-14

Florida def. Florida St., 15-9, 15-3, 15-10

Kentucky def. Duke, 15-6, 15-11, 7-15, 15-11

LSU def. Texas Tech, 15-7, 15-8, 15-5

Texas def. Georgia, 15-12, 15-2, 10-15, 15-8

Long Beach St. def. Arkansas St., 13-15, 15-3,  
15-8, 15-11

Illinois St. def. Houston, 15-12, 15-9, 15-13

UC Santa Barbara def. Idaho, 15-3, 15-8, 15-13

Pacific def. Louisville, 15-13, 15-6, 15-5

Stanford def. Pittsburgh, 15-3, 15-2, 15-4

Penn St. def. Notre Dame, 15-13, 15-8, 15-9

Nebraska def. Colorado, 15-11, 15-8, 8-15, 19-17

Illinois def. Ohio St., 15-2, 15-7, 15-12.

### Regional Semifinals

UCLA def. Arizona St., 15-3, 15-9, 15-3

BYU def. Southern California, 15-5, 15-5, 13-15,  
15-11

Florida def. Kentucky, 15-13, 15-10, 16-14

Texas def. LSU, 15-9, 13-15, 15-12, 15-4

Long Beach St. def. Illinois St., 15-8, 15-7, 15-4

Pacific def. UC Santa Barbara, 15-9, 15-2, 8-15,  
15-6

Stanford def. Penn St., 15-13, 15-6, 15-13

Illinois def. Nebraska, 15-10, 15-7, 15-10.

### Regional Finals

UCLA def. BYU, 15-5, 15-8, 15-9

Florida def. Texas, 8-15, 14-16, 15-6, 15-2, 15-11

Long Beach St. def. Pacific, 4-15, 15-12, 15-11,  
15-7

Stanford def. Illinois, 17-15, 15-6, 15-17, 15-10.

### Semifinals

UCLA def. Florida, 15-12, 15-12, 15-10

Stanford def. Long Beach St., 15-10, 15-12, 6-15,  
15-9.

### Championship

Stanford def. UCLA, 15-8, 15-9, 6-15, 15-10

## 1993

### First Round

New Mexico def. Santa Clara, 15-11, 11-15,  
15-11, 15-8

Southern California def. Radford, 15-2, 15-6, 15-1

Arizona def. Lamar, 15-11, 15-4, 15-7

Washington St. def. San Diego, 14-16, 15-9,  
15-5, 15-11

Minnesota def. Ball St., 15-6, 15-11, 15-9

Nebraska def. Cornell, 15-7, 15-4, 15-1

Northern Ill. def. Illinois St., 17-15, 16-14, 15-13

Illinois def. Missouri St., 15-7, 15-13, 17-15

George Washington def. Pittsburgh, 15-13, 10-15,  
15-9, 12-15, 15-13

Idaho def. Appalachian St., 15-5, 15-8, 15-2

Florida St. def. DePaul, 15-8, 7-15, 15-10, 15-13

Wisconsin def. South Fla., 15-4, 15-7, 16-14

Texas A&M def. George Mason, 15-5, 15-5,  
11-15, 15-6

Duke def. Louisville, 15-12, 15-11, 15-13

Tennessee def. Sam Houston St., 15-12, 15-5,  
6-15, 15-9

Houston def. Clemson, 15-11, 15-10, 15-10.

### Second Round

UCLA def. New Mexico, 15-8, 15-3, 15-6

Stanford def. Southern California, 15-11, 15-7,  
13-15, 15-5

Arizona def. Arizona St., 5-15, 15-7, 5-15, 15-9,  
15-11

BYU def. Washington St., 15-6, 15-11, 15-4

Minnesota def. UC Santa Barbara, 15-13, 7-15,  
15-5, 14-16, 15-10

Notre Dame def. Nebraska, 15-11, 15-10, 15-8

Penn St. def. Northern Ill., 15-5, 15-8, 15-8

Colorado def. Illinois, 15-7, 15-5, 15-10

Long Beach St. def. George Washington, 15-3,  
15-8, 15-5

Ohio St. def. Idaho, 7-15, 15-6, 16-14, 15-2

Pacific def. Florida St., 15-6, 15-17, 15-6, 15-9

Hawaii def. Wisconsin, 16-14, 15-10, 15-7

Texas def. Texas A&M, 15-10, 15-3, 15-8

Duke def. Kentucky, 15-12, 15-9, 15-12

Georgia def. Tennessee, 15-3, 15-10, 5-15, 15-11

Florida def. Houston, 15-10, 15-10, 15-8.

### Regional Semifinals

UCLA def. Stanford, 15-11, 12-15, 15-5, 15-10

BYU def. Arizona, 15-8, 11-15, 15-9, 15-8

Notre Dame def. Minnesota, 15-9, 11-15, 15-13,  
11-15, 15-13

Penn St. def. Colorado, 9-15, 16-14, 16-18, 15-8,  
15-7

Long Beach St. def. Ohio St., 15-7, 15-9, 13-15,  
15-12

Hawaii def. Pacific, 15-6, 15-13, 12-15, 15-10

Texas def. Duke, 15-9, 15-12, 15-11

Florida def. Georgia, 16-14, 15-9, 15-13.

### Regional Finals

BYU def. UCLA, 16-14, 17-15, 15-11

Penn St. def. Notre Dame, 15-12, 15-5, 15-12

Long Beach St. def. Hawaii, 15-12, 15-7, 15-12

Florida def. Texas, 15-11, 15-8, 11-15, 12-15,  
15-10.

### Semifinals

Penn St. def. BYU, 15-13, 6-15, 16-14, 15-12

Long Beach St. def. Florida, 15-10, 15-6, 15-3.

### Championship

Long Beach St. def. Penn St., 15-13, 12-15,  
15-11, 16-14

## 1994

### First Round

Washington def. Wyoming, 7-15, 15-9, 15-4,  
15-13

San Diego St. def. Memphis, 7-15, 15-6, 15-5,  
15-9

Arizona def. LMU (CA), 15-13, 9-15, 15-6, 15-3

New Mexico def. Washington St., 15-7, 8-15,  
13-15, 15-11, 15-8

Texas A&M def. Michigan St., 15-12, 15-9, 14-16,  
15-5

UC Santa Barbara def. Princeton, 15-3, 15-1,  
15-9

Idaho def. UCF, 15-2, 15-5, 15-5

Montana def. Arkansas St., 14-16, 15-10, 15-9,  
17-15

George Washington def. Wisconsin, 15-13, 15-11,  
12-15, 12-15, 15-10

UNI def. Rider, 15-0, 15-2, 15-3

Pittsburgh def. Iowa, 5-15, 16-14, 4-15, 16-14,  
15-10

Ball St. def. Illinois, 15-12, 8-15, 15-7, 8-15, 16-14

Georgia Tech def. George Mason, 15-10, 15-11,  
5-15, 15-5

Georgia def. Appalachian St., 15-6, 15-4, 15-5

Texas def. Louisville, 15-10, 16-14, 15-10

Clemson def. SFA, 12-15, 13-15, 15-9, 15-11,  
15-8.

### Second Round

Stanford def. Washington, 15-5, 15-11, 15-3

Arizona St. def. San Diego St., 15-13, 6-15, 9-15,  
15-6, 15-12

Arizona def. BYU, 10-15, 15-5, 15-4, 15-10

Southern California def. New Mexico, 15-13,  
15-4, 15-6

Ohio St. def. Texas A&M, 15-6, 15-13, 15-10

Pacific def. UC Santa Barbara, 15-13, 18-16,



9-15, 10-15, 15-13  
Hawaii def. Idaho, 17-15, 15-11, 15-7  
Long Beach St. def. Montana, 15-10, 15-6, 15-8  
Nebraska def. George Washington, 17-15, 15-9, 15-8  
Colorado def. UNI, 14-16, 15-13, 15-9, 15-12  
Notre Dame def. Pittsburgh, 9-15, 15-11, 15-13, 15-13  
Penn St. def. Ball St., 15-8, 15-5, 18-16  
UCLA def. Georgia Tech, 15-7, 15-9, 15-8  
Duke def. Georgia, 15-11, 15-3, 15-4  
Florida def. Texas, 15-13, 15-8, 17-15  
Houston def. Clemson, 15-1, 15-13, 15-12.

#### Regional Semifinals

Stanford def. Arizona St., 15-8, 15-3, 15-6  
Southern California def. Arizona, 15-7, 15-9, 15-7  
Ohio St. def. Pacific, 15-10, 10-15, 15-11, 15-4  
Long Beach St. def. Hawaii, 15-12, 12-15, 15-11, 11-15, 15-10  
Nebraska def. Colorado, 15-11, 15-7, 15-5  
Penn St. def. Notre Dame, 15-4, 15-6, 15-2  
UCLA def. Duke, 15-3, 15-3, 15-4  
Houston def. Florida, 13-15, 15-6, 15-11, 15-4.

#### Regional Finals

Stanford def. Southern California, 15-13, 15-13, 15-6  
Ohio St. def. Long Beach St., 15-5, 14-16, 15-9, 15-5  
Penn St. def. Nebraska, 12-15, 15-11, 15-9, 15-8  
UCLA def. Houston, 15-5, 15-7, 15-12.

#### Semifinals

Stanford def. Ohio St., 15-11, 15-9, 15-7  
UCLA def. Penn St., 3-15, 15-4, 15-9, 5-15, 15-11.

#### Championship

Stanford def. UCLA, 15-10, 5-15, 16-14, 15-13

## 1995

#### First Round

UNI def. Colorado, 15-7, 15-12, 21-19  
Southern California def. North Texas, 15-6, 15-2, 15-1  
Oral Roberts def. LMU (CA), 14-16, 11-15, 15-13, 17-15, 15-12  
Iowa St. def. Idaho, 15-13, 15-5, 15-10  
Texas Tech def. Arkansas St., 15-2, 12-15, 10-15, 15-6, 15-11  
South Carolina def. Hofstra, 15-7, 15-10, 15-1  
Georgia def. Marshall, 15-7, 15-3, 15-3  
George Washington def. Middle Tenn., 15-1, 15-13, 15-9  
George Mason def. Indiana, 15-8, 15-10, 15-13  
Georgia Tech def. Siena, 15-8, 15-10, 15-0  
Maryland def. Miami (OH), 15-9, 15-3, 15-11  
Ball St. def. Loyola Chicago, 15-13, 15-11, 15-8  
Louisville def. UCF, 4-15, 15-11, 15-11, 15-2  
UC Santa Barbara def. South Fla., 15-9, 15-13, 15-8  
Long Beach St. def. Colorado St., 15-3, 15-11, 15-2  
BYU def. Houston, 15-5, 15-10, 15-8.

#### Second Round

Stanford def. UNI, 15-12, 15-8, 15-3  
Southern California def. Pacific, 15-9, 15-13, 15-5  
Oral Roberts def. Washington St., 16-14, 15-6, 15-10  
Notre Dame def. Iowa St., 15-3, 16-14, 15-10  
Florida def. Texas Tech, 6-15, 13-15, 15-9, 15-5, 18-16  
Texas A&M def. South Carolina, 15-6, 17-15, 15-12  
Illinois def. Georgia, 15-10, 15-11, 10-15, 15-9  
Texas def. George Washington, 15-6, 15-1, 15-6  
Nebraska def. George Mason, 15-2, 15-5, 16-14  
Penn St. def. Georgia Tech, 15-8, 15-5, 15-5  
Ohio St. def. Maryland, 12-15, 15-10, 15-11,

15-13  
UCLA def. Ball St., 15-4, 15-4, 15-7  
Hawaii def. Louisville, 15-4, 15-7, 15-2  
Arizona St. def. UC Santa Barbara, 15-7, 13-15, 15-5, 4-15, 15-9  
San Diego St. def. Long Beach St., 15-17, 15-13, 15-12, 15-11  
Michigan St. def. BYU, 15-7, 15-9, 15-7.

#### Regional Semifinals

Stanford def. Southern California, 15-6, 15-12, 15-8  
Oral Roberts def. Notre Dame, 15-9, 15-11, 15-4  
Florida def. Texas A&M, 15-4, 15-13, 15-4  
Texas def. Illinois, 15-13, 15-12, 15-3  
Nebraska def. Penn St., 15-7, 15-6, 14-16, 15-2  
UCLA def. Ohio St., 15-6, 15-6, 15-9  
Hawaii def. Arizona St., 15-8, 15-5, 11-15, 15-13  
Michigan St. def. San Diego St., 15-11, 15-13, 15-10.

#### Regional Finals

Stanford def. Oral Roberts, 15-4, 15-7, 15-4  
Texas def. Florida, 9-15, 15-7, 15-8, 10-15, 15-13  
Nebraska def. UCLA, 15-9, 15-7, 16-14  
Michigan St. def. Hawaii, 6-15, 8-15, 15-10, 15-7, 15-12.

#### Semifinals

Texas def. Stanford, 15-13, 0-15, 15-17, 15-6, 15-12  
Nebraska def. Michigan St., 10-15, 15-8, 15-8, 9-15, 15-8.

#### Championship

Nebraska def. Texas, 11-15, 15-2, 15-7, 16-14

## 1996

#### First Round

Colorado St. def. Houston, 15-10, 15-13, 15-11  
Southern California def. Southeast Mo. St., 15-2, 15-5, 15-1  
UC Santa Barbara def. Northern Ill., 12-15, 16-14, 4-15, 15-9, 15-12  
Kansas St. def. CSUN, 15-12, 14-16, 15-11, 15-13  
Arkansas def. Rhode Island, 15-12, 15-8, 12-15, 9-15, 15-11  
Louisville def. Brown, 15-3, 15-1, 15-7  
Wisconsin def. Colgate, 15-5, 15-3, 15-11  
Georgia Tech def. Coastal Carolina, 15-13, 15-7, 15-8  
Colorado def. Oral Roberts, 15-9, 13-15, 15-7, 15-12  
San Diego St. def. Sam Houston St., 15-4, 15-2, 13-15, 15-9  
Washington def. Texas Tech, 15-5, 15-6, 15-9  
Arizona def. San Diego, 15-4, 7-15, 15-7, 8-15, 15-13  
Illinois St. def. Miami (OH), 15-1, 6-15, 15-5, 15-5  
Notre Dame def. Hofstra, 15-2, 15-4, 15-2  
Texas A&M def. Little Rock, 15-3, 15-8, 15-4  
Minnesota def. UCF, 8-15, 12-15, 15-12, 15-9, 17-15.

#### Second Round

Stanford def. Colorado St., 15-10, 15-4, 15-7  
Southern California def. South Fla., 15-8, 15-5, 15-6  
LMU (CA) def. UC Santa Barbara, 14-16, 15-7, 15-8, 15-9  
Washington St. def. Kansas St., 15-6, 16-14, 15-12  
Nebraska def. Arkansas, 15-8, 12-15, 15-7, 15-7  
Louisville def. Maryland, 9-15, 16-14, 15-9, 15-3  
Wisconsin def. George Mason, 2-15, 15-9, 15-10, 15-11  
Penn St. def. Georgia Tech, 15-7, 15-10, 15-13  
Hawaii def. Colorado, 15-12, 15-11, 15-13  
Texas def. San Diego St., 17-15, 15-13, 15-5  
BYU def. Washington, 15-7, 8-15, 15-8, 15-7

Pacific def. Arizona, 7-15, 15-12, 15-1, 15-8  
Florida def. Illinois St., 16-14, 16-14, 15-3  
Ohio St. def. Notre Dame, 8-15, 11-15, 15-11, 15-11, 15-8  
Michigan St. def. Texas A&M, 19-17, 15-13, 15-12  
Long Beach St. def. Minnesota, 15-10, 15-13, 15-6.

#### Regional Semifinals

Stanford def. Southern California, 15-3, 15-7, 15-7  
Washington St. def. LMU (CA), 15-12, 11-15, 15-13, 15-8  
Nebraska def. Louisville, 15-7, 15-6, 15-4  
Penn St. def. Wisconsin, 15-11, 15-5, 15-5  
Hawaii def. Texas, 15-13, 13-15, 15-13, 15-2  
BYU def. Pacific, 15-7, 8-15, 15-4, 13-15, 15-13  
Florida def. Ohio St., 15-8, 14-16, 13-15, 15-12, 15-6  
Michigan St. def. Long Beach St., 15-4, 13-15, 15-6, 15-8.

#### Regional Finals

Stanford def. Washington St., 15-12, 15-13, 15-9  
Nebraska def. Penn St., 15-12, 8-15, 15-13, 9-15, 20-18  
Hawaii def. BYU, 15-10, 15-6, 15-6  
Florida def. Michigan St., 7-15, 15-7, 15-9, 17-15.

#### Semifinals

Stanford def. Nebraska, 9-15, 15-7, 15-9, 15-8  
Hawaii def. Florida, 15-11, 15-8, 15-9.

#### Championship

Stanford def. Hawaii, 15-7, 15-3, 15-5

## 1997

#### First Round

Northern Ill. def. Villanova, 15-6, 15-11, 12-15, 14-16, 16-14  
Ohio St. def. Fairfield, 15-2, 15-2, 15-8  
Maryland def. Princeton, 15-6, 15-13, 15-11  
Michigan def. Temple, 15-8, 6-15, 15-12, 8-15, 15-10  
Texas A&M def. Hofstra, 15-5, 15-5, 15-4  
Minnesota def. Miami (OH), 16-14, 15-5, 15-12  
UCF def. Clemson, 15-7, 15-13, 15-1  
Arkansas def. Little Rock, 15-11, 15-3, 15-3  
Notre Dame def. Liberty, 15-9, 15-3, 15-2  
Colorado St. def. American, 15-5, 15-2, 15-17, 15-1  
Washington St. def. Lehigh, 15-2, 15-5, 15-0  
South Fla. def. Florida St., 8-15, 15-4, 15-13, 7-15, 15-9  
LMU (CA) def. Hawaii, 15-7, 15-7, 15-4  
Washington def. Chattanooga, 15-4, 15-3, 15-2  
Pacific def. Sacramento St., 15-11, 15-7, 17-19, 15-11  
San Diego def. Kansas St., 11-15, 15-10, 15-7, 15-6  
Southern California def. Morgan St., 15-2, 15-7, 15-7  
Michigan St. def. Butler, 15-5, 15-6, 15-9  
Oklahoma def. Houston, 15-12, 15-9, 16-14  
Colorado def. Tennessee Tech, 15-4, 15-3, 15-7  
Oral Roberts def. Arizona, 13-15, 15-8, 8-15, 15-1, 15-11  
South Carolina def. Illinois St., 15-7, 15-7, 15-10  
Texas def. SFA, 15-8, 15-9, 15-12  
UCLA def. Pepperdine, 15-10, 15-12, 14-16, 15-9.

#### Second Round

Penn St. def. Northern Ill., 15-8, 15-7, 15-4  
Ohio St. def. Maryland, 15-13, 15-10, 15-9  
Texas A&M def. Michigan, 15-10, 15-6, 15-6  
BYU def. Minnesota, 15-8, 15-9, 15-11  
Wisconsin def. UCF, 15-7, 15-8, 15-13  
Notre Dame def. Arkansas, 9-15, 15-7, 15-10, 16-14

Washington St. def. Colorado St., 15-12, 12-15, 15-6, 15-13  
 Florida def. South Fla., 15-12, 15-9, 15-5  
 Long Beach St. def. LMU (CA), 15-9, 15-5, 15-5  
 Washington def. Pacific, 7-15, 15-9, 15-10, 15-10  
 Southern California def. San Diego, 7-15, 15-17, 15-12, 15-5, 16-14  
 Nebraska def. Michigan St., 15-7, 15-12, 15-4  
 Stanford def. Oklahoma, 15-2, 15-6, 15-7  
 Colorado def. Oral Roberts, 13-15, 15-10, 14-16, 15-6, 15-12  
 Texas def. South Carolina, 15-11, 15-3, 15-10  
 UC Santa Barbara def. UCLA, 15-8, 15-8, 6-15, 6-15, 16-14.

#### Regional Semifinals

Penn St. def. Ohio St., 15-4, 15-4, 15-10  
 BYU def. Texas A&M, 15-12, 7-15, 17-15, 13-15, 16-14  
 Wisconsin def. Notre Dame, 9-15, 15-12, 18-16, 15-11  
 Florida def. Washington St., 15-10, 15-6, 15-8  
 Long Beach St. def. Washington, 15-4, 15-5, 15-13  
 Nebraska def. Southern California, 15-13, 12-15, 14-16, 15-7, 15-12  
 Stanford def. Colorado, 15-7, 15-3, 15-1  
 UC Santa Barbara def. Texas, 15-13, 16-14, 15-6.

#### Regional Finals

Penn St. def. BYU, 15-0, 15-12, 15-10  
 Florida def. Wisconsin, 8-15, 14-16, 15-7, 15-11, 15-5  
 Long Beach St. def. Nebraska, 15-9, 15-9, 15-3  
 Stanford def. UC Santa Barbara, 15-12, 15-12, 15-3.

#### Semifinals

Penn St. def. Florida, 15-11, 15-12, 15-13  
 Stanford def. Long Beach St., 9-15, 15-10, 15-4, 17-15.

#### Championship

Stanford def. Penn St., 15-10, 15-6, 2-15, 15-17, 15-9

## 1998

#### First Round

Long Beach St. def. Southern U., 15-0, 15-0, 15-0  
 Arizona def. Fresno St., 16-14, 15-9, 15-11  
 Colorado def. San Jose St., 15-12, 15-9, 15-9  
 Illinois def. Texas St., 15-7, 15-7, 15-17, 15-8  
 Colorado St. def. South Carolina, 6-15, 15-7, 15-7, 10-15, 15-12  
 Texas def. Milwaukee, 15-6, 15-7, 15-13  
 Notre Dame def. Eastern Wash., 15-2, 13-15, 15-11, 15-11  
 Stanford def. Southeast Mo. St., 15-10, 10-15, 15-7, 15-7  
 Florida def. Chattanooga, 15-1, 15-3, 15-5  
 Ohio St. def. Texas Tech, 12-15, 13-15, 15-10, 15-3, 15-10  
 Texas A&M def. Temple, 15-7, 15-11, 14-16, 15-5  
 Southern California def. UMBC, 15-3, 15-5, 15-10  
 Indiana def. UNI, 17-15, 15-7, 15-5  
 Arkansas def. New Hampshire, 15-3, 15-0, 15-13  
 Miami (OH) def. Nevada, 15-12, 15-12, 15-9  
 Hawaii def. Brown, 15-3, 15-5, 15-6  
 Penn St. def. Bucknell, 15-5, 15-1, 15-5  
 Clemson def. Fairfield, 15-9, 15-9, 15-5  
 Northern Ill. def. Florida St., 10-15, 15-11, 15-10, 15-12  
 Louisville def. American, 15-13, 15-11, 15-10  
 Sacramento St. def. Houston, 15-9, 15-10, 15-10  
 Pacific def. Fla. Atlantic, 15-5, 15-8, 15-5  
 Kansas St. def. Georgetown, 15-9, 15-6, 15-7  
 BYU def. Coastal Carolina, 15-1, 15-7, 15-3  
 Nebraska def. Morgan St., 15-1, 15-2, 15-0

Utah def. Illinois St., 15-11, 15-12, 15-5  
 North Carolina def. Oral Roberts, 15-7, 5-15, 4-15, 15-11, 15-11  
 Pepperdine def. Michigan St., 15-13, 13-15, 15-12, 13-15, 15-8  
 UCLA def. Virginia, 15-7, 15-6, 14-16, 15-5  
 UC Santa Barbara def. Santa Clara, 15-4, 15-7, 15-11  
 San Diego def. South Fla., 15-5, 15-12, 15-12  
 Wisconsin def. Little Rock, 15-4, 15-1, 15-1.

#### Second Round

Long Beach St. def. Arizona, 15-11, 15-4, 15-6  
 Illinois def. Colorado, 15-12, 15-11, 16-14  
 Texas def. Colorado St., 15-6, 15-6, 15-9  
 Stanford def. Notre Dame, 15-1, 15-5, 15-1  
 Florida def. Ohio St., 15-5, 13-15, 16-14, 15-12  
 Southern California def. Texas A&M, 15-8, 8-15, 15-5, 15-5  
 Arkansas def. Indiana, 15-8, 15-5, 15-4  
 Hawaii def. Miami (OH), 15-4, 15-5, 15-12  
 Penn St. def. Clemson, 15-2, 15-11, 15-5  
 Louisville def. Northern Ill., 11-15, 15-7, 15-11, 15-10  
 Pacific def. Sacramento St., 15-4, 15-5, 15-3  
 BYU def. Kansas St., 15-6, 15-10, 17-15  
 Nebraska def. Utah, 14-16, 15-4, 15-8, 15-9  
 Pepperdine def. North Carolina, 16-14, 15-11, 15-8  
 UC Santa Barbara def. UCLA, 15-8, 8-15, 15-13, 15-11  
 Wisconsin def. San Diego, 15-10, 15-10, 18-16.

#### Regional Semifinals

Texas def. Stanford, 16-14, 15-5, 4-15, 16-14  
 Long Beach St. def. Illinois, 16-14, 15-4, 15-11  
 Florida def. Southern California, 15-13, 12-15, 15-9, 15-9  
 Hawaii def. Arkansas, 15-13, 15-9, 15-9  
 BYU def. Pacific, 15-7, 15-5, 12-15, 16-14  
 Penn St. def. Louisville, 15-5, 15-8, 15-2  
 Wisconsin def. UC Santa Barbara, 9-15, 15-8, 8-15, 15-5, 15-13  
 Nebraska def. Pepperdine, 16-14, 10-15, 14-16, 15-1, 15-12.

#### Regional Finals

Long Beach St. def. Texas, 15-9, 15-9, 15-2  
 Florida def. Hawaii, 11-15, 4-15, 15-10, 15-4, 15-7  
 Penn St. def. BYU, 18-16, 15-2, 15-10  
 Nebraska def. Wisconsin, 12-15, 18-16, 9-15, 15-10, 15-10.

#### Semifinals

Long Beach St. def. Florida, 15-2, 15-8, 15-10  
 Penn St. def. Nebraska, 15-11, 15-8, 8-15, 15-11.

#### Championship

Long Beach St. def. Penn St., 15-3, 15-10, 13-15, 14-16, 15-12

## 1999

#### First Round

Penn St. def. Robert Morris, 15-1, 15-1, 15-2  
 Baylor def. Temple, 11-15, 16-14, 15-7, 15-12  
 Minnesota def. Sacramento St., 15-9, 15-10, 15-10  
 Southern California def. Hofstra, 15-0, 15-9, 15-8  
 UCLA def. Eastern Wash., 15-5, 15-5, 17-15  
 \*Ohio St. def. Notre Dame, 13-15, 15-10, 16-14, 15-7  
 Michigan St. def. Cal Poly, 10-15, 15-10, 15-10, 15-13  
 Pepperdine def. Arkansas St., 15-3, 15-2, 15-5  
 Pacific def. Colgate, 15-7, 15-4, 15-7  
 Michigan def. Fairfield, 15-8, 15-7, 15-7  
 UNI def. Ball St., 12-15, 15-9, 10-15, 15-2, 15-12  
 Indiana def. Clemson, 15-9, 11-15, 15-5, 15-12  
 BYU def. Princeton, 15-5, 15-5, 15-5  
 Arizona St. def. Wisconsin, 17-15, 15-10, 15-3

Illinois def. Milwaukee, 15-13, 10-15, 15-12, 15-6  
 Florida def. Liberty, 15-4, 15-1, 15-2  
 Stanford def. Fla. Atlantic, 15-3, 15-1, 15-5  
 Santa Clara def. Cincinnati, 15-13, 15-12, 9-15, 15-5

Arizona def. Virginia, 15-8, 15-4, 15-12  
 Texas def. Houston, 15-6, 15-7, 15-10  
 Nebraska def. Davidson, 15-3, 15-5, 15-3  
 San Diego def. James Madison, 15-3, 15-7, 15-11  
 LMU (CA) def. Southeast Mo. St., 15-8, 15-6, 11-15, 5-15, 20-18  
 UC Santa Barbara def. Oral Roberts, 15-11, 15-9, 15-8  
 Hawaii def. Prairie View, 15-3, 15-0, 15-3  
 Utah def. Colorado, 15-10, 15-6, 17-15  
 North Carolina def. Northern Ariz., 15-6, 15-8, 15-10  
 Texas A&M def. SFA, 15-4, 15-7, 15-1  
 Colorado St. def. Loyola Chicago, 15-5, 15-9, 15-8  
 Kansas St. def. Louisville, 15-1, 15-6, 15-10  
 Arkansas def. Georgetown, 15-3, 10-15, 15-1, 15-6  
 Long Beach St. def. Florida A&M, 15-6, 15-10, 15-1.

#### Second Round

Penn St. def. Baylor, 15-2, 15-6, 15-10  
 Minnesota def. Southern California, 3-15, 4-15, 16-14, 15-10, 15-10  
 UCLA def. \*Ohio St., 15-10, 15-12, 15-10  
 Pepperdine def. Michigan St., 15-5, 15-9, 12-15, 15-5  
 Pacific def. Michigan, 10-15, 16-14, 15-3, 12-15, 19-17  
 UNI def. Indiana, 17-15, 10-15, 15-10, 16-14  
 BYU def. Wisconsin, 6-15, 15-10, 15-4, 15-9  
 Florida def. Illinois, 15-8, 7-15, 16-14, 9-15, 15-12  
 Stanford def. Santa Clara, 15-9, 15-6, 11-15, 15-5  
 Arizona def. Texas, 15-8, 15-6, 15-7  
 Nebraska def. San Diego, 15-12, 15-8, 15-9  
 UC Santa Barbara def. LMU (CA), 15-5, 15-11, 14-16, 15-5  
 Hawaii def. Utah, 15-11, 15-6, 15-4  
 Texas A&M def. North Carolina, 15-8, 15-4, 15-8  
 Colorado St. def. Kansas St., 15-12, 8-15, 15-13, 15-10  
 Long Beach St. def. Arkansas, 15-6, 15-6, 15-11.

#### Regional Semifinals

Penn St. def. Minnesota, 15-9, 15-9, 17-15  
 UCLA def. Pepperdine, 15-9, 15-12, 17-15  
 Pacific def. UNI, 15-2, 15-4, 15-7  
 Florida def. BYU, 15-12, 15-8, 15-10  
 Stanford def. Arizona, 6-15, 15-6, 15-7, 15-7  
 UC Santa Barbara def. Nebraska, 15-5, 7-15, 15-8, 15-3  
 Texas A&M def. Hawaii, 15-9, 12-15, 15-9, 15-12  
 Long Beach St. def. Colorado St., 15-5, 15-13, 13-15, 15-10.

#### Regional Finals

Penn St. def. UCLA, 15-11, 15-9, 15-5  
 Pacific def. Florida, 15-8, 16-14, 15-8  
 Stanford def. UC Santa Barbara, 15-12, 15-6, 15-10  
 Long Beach St. def. Texas A&M, 15-4, 15-7, 15-13.

#### Semifinals

Penn St. def. Pacific, 14-16, 15-5, 15-6, 7-15, 15-12  
 Stanford def. Long Beach St., 15-10, 15-10, 15-3.

#### Championship

Penn St. def. Stanford, 15-2, 15-10, 15-7  
 \*Ohio St.'s participation vacated

## 2000

### First Round

Nebraska def. Princeton, 15-9, 15-2, 15-7  
South Carolina def. George Washington, 15-13, 15-10, 15-3  
Notre Dame def. Cincinnati, 15-2, 15-12, 15-10  
\*Ohio St. def. Ball St., 16-14, 15-3, 14-16, 15-10  
BYU def. Hofstra, 15-3, 15-10, 15-6  
Utah St. def. Missouri, 5-15, 15-6, 3-15, 16-14, 15-9  
Michigan def. Louisville, 15-12, 15-11, 2-15, 15-12  
Arizona def. Alabama A&M, 15-1, 15-3, 15-3  
Hawaii def. Davidson, 15-5, 15-6, 15-8  
Utah def. Texas Tech, 6-15, 15-8, 2-15, 15-10, 15-12  
Long Beach St. def. San Jose St., 17-15, 13-15, 15-11, 15-4  
Santa Clara def. Sacramento St., 15-12, 15-10, 15-1  
UC Santa Barbara def. UTSA, 15-5, 15-5, 15-11  
Stanford def. LMU (CA), 15-11, 15-6, 15-9  
Arizona St. def. Duke, 15-3, 12-15, 16-14, 15-12  
Minnesota def. Robert Morris, 15-1, 15-6, 15-2  
Southern California def. Georgia St., 15-2, 15-4, 15-3  
Cal Poly def. South Fla., 15-11, 13-15, 15-13, 15-12  
Southeast Mo. St. def. North Carolina, 13-15, 12-15, 15-12, 15-6, 15-13  
Florida def. Little Rock, 15-2, 15-6, 15-4  
Penn St. def. James Madison, 15-12, 15-11, 15-7  
Washington St. def. Tennessee, 15-10, 15-1, 15-8  
Colorado def. Georgia Tech, 11-15, 15-5, 16-14, 15-10  
Colorado St. def. Radford, 15-3, 15-6, 15-5  
Wisconsin def. Bucknell, 15-1, 15-0, 15-3  
UNI def. Western Mich., 16-14, 8-15, 15-7, 15-8  
Kansas St. def. Loyola Chicago, 15-7, 15-4, 6-15, 15-9  
Pepperdine def. Fairfield, 15-4, 15-9, 14-16, 17-15  
UCLA def. Morgan St., 15-4, 15-6, 15-5  
Michigan St. def. Milwaukee, 15-6, 15-4, 7-15, 19-17  
Texas A&M def. Houston, 15-6, 15-1, 15-8  
Pacific def. Oral Roberts, 15-2, 15-9, 15-6.

### Second Round

Nebraska def. South Carolina, 15-11, 9-15, 13-15, 15-12, 15-13  
\*Ohio St. def. Notre Dame, 12-15, 15-3, 15-9, 6-15, 15-13  
BYU def. Utah St., 15-9, 15-10, 15-10  
Arizona def. Michigan, 15-1, 15-1, 15-8  
Hawaii def. Utah, 15-12, 15-8, 15-8  
Long Beach St. def. Santa Clara, 9-15, 17-15, 15-9, 15-10, 19-17  
UC Santa Barbara def. Stanford, 9-15, 16-14, 15-8, 14-16, 16-14  
Minnesota def. Arizona St., 15-12, 10-15, 15-7, 15-6  
Southern California def. Cal Poly, 15-4, 17-15, 15-6  
Florida def. Southeast Mo. St., 15-1, 15-7, 15-5  
Penn St. def. Washington St., 15-6, 15-7, 9-15, 15-3  
Colorado St. def. Colorado, 15-11, 10-15, 10-15, 15-6, 15-10  
Wisconsin def. UNI, 15-13, 14-16, 15-5, 15-6  
Kansas St. def. Pepperdine, 19-17, 15-13, 10-15, 15-3  
UCLA def. Michigan St., 15-7, 13-15, 14-16, 15-6, 15-9  
Pacific def. Texas A&M, 17-15, 15-9, 15-8.

### Regional Semifinals

Nebraska def. \*Ohio St., 15-9, 15-6, 15-5  
Arizona def. BYU, 15-6, 15-6, 15-9

Hawaii def. Long Beach St., 11-15, 15-13, 15-9, 12-15, 15-6  
UC Santa Barbara def. Minnesota, 15-12, 7-15, 15-7, 15-10  
Southern California def. Florida, 15-13, 15-13, 15-11  
Penn St. def. Colorado St., 9-15, 15-11, 15-12, 15-7  
Wisconsin def. Kansas St., 15-3, 14-16, 15-10, 15-6  
UCLA def. Pacific, 15-10, 10-15, 15-11, 15-11.

### Regional Finals

Nebraska def. Arizona, 15-7, 19-17, 15-11  
Hawaii def. UC Santa Barbara, 8-15, 15-1, 15-10, 15-3  
Southern California def. Penn St., 15-11, 15-9, 15-4  
Wisconsin def. UCLA, 15-7, 5-15, 16-14, 14-16, 15-12.

### Semifinals

Nebraska def. Hawaii, 15-3, 15-12, 9-15, 15-10  
Wisconsin def. Southern California, 15-10, 15-9, 15-9.

### Championship

Nebraska def. Wisconsin, 15-9, 9-15, 7-15, 15-2, 15-9

\*Ohio St.'s participation vacated

## 2001

### First Round

San Diego def. UC Santa Barbara, 26-30, 26-30, 30-28, 30-27, 15-10  
Long Beach St. def. San Diego St., 30-21, 30-16, 30-24  
Minnesota def. DePaul, 30-25, 30-27, 30-25  
UNI def. Northern Ill., 30-24, 30-25, 31-29  
Eastern Wash. def. Oregon St., 33-31, 19-30, 30-28, 23-30, 15-10  
Hawaii def. Washington St., 34-32, 30-26, 30-23  
Penn St. def. Fairfield, 30-21, 30-24, 30-24  
UCLA def. Penn, 30-26, 30-25, 30-23  
Arizona def. Eastern Ill., 30-14, 30-14, 30-21  
Illinois def. Missouri, 26-30, 40-38, 30-25, 30-27  
Pacific def. Alabama A&M, 30-18, 30-13, 30-16  
Louisville def. Georgia Tech, 34-32, 30-19, 27-30, 24-30, 15-4  
Cincinnati def. Xavier, 30-27, 30-27, 17-30, 30-28  
Ohio St. def. Robert Morris, 30-17, 30-16, 30-13  
Southern California def. Liberty, 30-18, 30-20, 30-14  
Duke def. William & Mary, 30-25, 30-18, 30-21  
San Jose St. def. Santa Clara, 17-30, 30-24, 24-30, 30-25, 16-14  
Stanford def. Nevada, 30-20, 30-16, 30-20  
Utah St. def. BYU, 30-26, 29-31, 30-23, 27-30, 16-14  
Utah def. Texas Tech, 30-24, 31-29, 30-23  
Texas def. Northeastern, 30-22, 30-19, 30-22  
Texas A&M def. UT Arlington, 30-16, 30-17, 30-17  
Michigan St. def. Notre Dame, 25-30, 30-16, 30-20, 30-24  
Wisconsin def. Milwaukee, 30-19, 30-15, 30-27  
Pepperdine def. Ga. Southern, 30-21, 30-22, 30-22  
North Carolina def. South Carolina, 30-25, 30-32, 30-25, 30-21  
FIU def. UCF, 31-29, 30-21, 30-25  
Florida def. Florida A&M, 30-20, 30-13, 30-22  
Colorado def. American, 30-25, 30-22, 30-22  
Colorado St. def. Baylor, 30-21, 23-30, 30-24, 30-24  
Nebraska def. Oral Roberts, 30-8, 30-15, 30-23  
Kansas St. def. Arkansas, 30-15, 18-30, 27-30, 30-18, 15-8.

### Second Round

Long Beach St. def. San Diego, 30-28, 30-16, 30-13  
UNI def. Minnesota, 26-30, 21-30, 30-21, 30-19, 17-15  
Hawaii def. Eastern Wash., 30-22, 28-30, 30-20, 20-28  
UCLA def. Penn St., 30-11, 30-28, 30-18  
Arizona def. Illinois, 32-30, 30-26, 27-30, 30-20  
Pacific def. Louisville, 24-30, 30-26, 30-19, 30-22  
Ohio St. def. Cincinnati, 30-16, 22-30, 30-27, 30-20  
Southern California def. Duke, 30-18, 30-19, 30-22  
Stanford def. San Jose St., 30-25, 30-21, 30-23  
Utah def. Utah St., 30-21, 30-18, 26-30, 30-22  
Texas A&M def. Texas, 30-24, 30-22, 30-27  
Wisconsin def. Michigan St., 30-21, 30-22, 30-24  
Pepperdine def. North Carolina, 30-27, 30-26, 30-23  
Florida def. FIU, 30-23, 31-29, 30-26  
Colorado St. def. Colorado, 28-30, 30-17, 30-21, 31-33, 16-14  
Nebraska def. Kansas St., 30-25, 28-30, 30-26, 30-19.

### Regional Semifinals

UCLA def. Hawaii, 30-25, 30-28, 22-30, 30-22  
Long Beach St. def. UNI, 30-19, 30-21, 30-14  
Arizona def. Pacific, 30-26, 30-24, 30-27  
Southern California def. Ohio St., 30-25, 30-20, 30-27  
Stanford def. Utah, 30-17, 30-17, 28-30, 30-19  
Texas A&M def. Wisconsin, 30-28, 30-24, 30-23  
Florida def. Pepperdine, 30-28, 30-25, 30-16  
Nebraska def. Colorado St., 29-31, 30-21, 30-26, 36-34.

### Regional Finals

Long Beach St. def. UCLA, 30-25, 30-28, 30-21  
Arizona def. Southern California, 25-30, 30-24, 30-24, 28-30, 15-12  
Stanford def. Texas A&M, 30-21, 30-19, 30-20  
Nebraska def. Florida, 30-18, 30-24, 28-30, 25-30, 15-13.

### Semifinals

Long Beach St. def. Arizona, 30-27, 30-25, 30-20  
Stanford def. Nebraska, 31-29, 30-28, 30-21.

### Championship

Stanford def. Long Beach St., 31-29, 30-28, 30-25

## 2002

### First Round

Southern California def. San Diego, 30-27, 30-15, 30-24  
Texas A&M def. Utah, 31-29, 30-27, 30-15  
Michigan St. def. George Mason, 30-28, 30-13, 30-21  
Notre Dame def. Col. of Charleston, 30-23, 30-24, 28-30, 30-27  
Pepperdine def. Cal Poly, 30-19, 30-16, 30-19  
UCLA def. Long Beach St., 30-25, 30-27, 30-21  
California def. Santa Clara, 19-30, 30-20, 30-22, 30-20  
UC Santa Barbara def. Fresno St., 30-20, 28-30, 30-21, 30-26  
Florida def. UCF, 30-14, 30-20, 30-21  
South Fla. def. Florida St., 30-21, 30-19, 30-28  
Temple def. Manhattan, 30-32, 30-21, 30-15, 33-31  
Penn St. def. Penn, 30-23, 30-10, 30-26  
Washington St. def. Oral Roberts, 30-26, 30-17, 30-21  
Kansas St. def. Michigan, 30-26, 30-25, 35-33  
Missouri def. Northwestern, 25-30, 30-20, 31-29, 40-38  
UNI def. Milwaukee, 30-18, 30-15, 26-30, 30-27



Nebraska def. UT Martin, 30-12, 30-17, 30-14  
 Arizona St. def. Cincinnati, 35-33, 30-20, 27-30, 19-30, 15-10  
 Miami (FL) def. Duke, 30-25, 30-18, 30-20  
 Wisconsin def. Alabama A&M, 30-17, 30-13, 30-15  
 North Carolina def. Winthrop, 30-24, 30-20, 30-18  
 South Carolina def. American, 30-10, 30-28, 23-30, 30-19  
 Washington def. Colorado St., 26-30, 30-25, 30-22, 30-27  
 Hawaii def. Western Ky., 30-18, 30-25, 30-21  
 Minnesota def. New Hampshire, 30-18, 28-30, 30-17, 30-21  
 Georgia Tech def. Florida A&M, 30-21, 30-27, 30-17  
 Texas def. Indiana, 30-22, 36-38, 30-17, 24-30, 15-10  
 Arizona def. UT Arlington, 30-22, 30-26, 30-20  
 Ohio St. def. Robert Morris, 30-22, 30-20, 30-16  
 Louisville def. Ball St., 30-24, 30-24, 30-25  
 Pacific def. Nevada, 30-24, 14-30, 25-30, 30-28, 15-11  
 Stanford def. Sacramento St., 30-22, 30-8, 30-17.

## Second Round

Southern California def. Texas A&M, 30-18, 30-21, 30-23  
 Michigan St. def. Notre Dame, 30-28, 30-20, 30-23  
 Pepperdine def. UCLA, 30-26, 23-30, 30-26, 30-26  
 UC Santa Barbara def. California, 30-26, 30-25, 30-26  
 Florida def. South Fla., 35-33, 30-24, 20-30, 30-18  
 Temple def. Penn St., 30-24, 30-26, 26-30, 30-23  
 Washington St. def. Kansas St., 32-30, 21-30, 30-22, 31-29  
 UNI def. Missouri, 25-30, 22-30, 30-27, 30-27, 15-10  
 Nebraska def. Arizona St., 30-22, 30-21, 30-27  
 Miami (FL) def. Wisconsin, 30-25, 20-30, 30-21, 30-22  
 North Carolina def. South Carolina, 30-23, 28-30, 30-26, 30-23  
 Hawaii def. Washington, 30-26, 39-37, 30-25  
 Minnesota def. Georgia Tech, 30-28, 31-29, 26-30, 30-28  
 Arizona def. Texas, 30-25, 25-30, 18-30, 30-22, 15-9  
 Ohio St. def. Louisville, 30-26, 30-28, 30-24  
 Stanford def. Pacific, 30-26, 29-31, 30-14, 30-21.

## Regional Semifinals

Southern California def. Michigan St., 30-17, 30-23, 30-15  
 Pepperdine def. UC Santa Barbara, 30-22, 30-23, 25-30, 30-19  
 Florida def. Temple, 30-15, 30-27, 30-14  
 Washington St. def. UNI, 31-29, 30-21, 30-21  
 Nebraska def. Miami (FL), 30-18, 30-17, 30-21  
 Hawaii def. North Carolina, 30-21, 30-23, 30-22  
 Arizona def. Minnesota, 32-30, 34-32, 28-30, 30-19  
 Stanford def. Ohio St., 30-24, 30-25, 30-27.

## Regional Finals

Southern California def. Pepperdine, 30-24, 30-20, 30-17  
 Florida def. Washington St., 27-30, 30-19, 30-25, 30-16  
 Hawaii def. Nebraska, 30-25, 25-30, 30-27, 30-21  
 Stanford def. Arizona, 30-14, 30-17, 30-25.

## Semifinals

Southern California def. Florida, 24-30, 30-25, 30-26, 30-24  
 Stanford def. Hawaii, 30-25, 30-27, 30-24.

## Championship

Southern California def. Stanford, 30-27, 23-30, 30-24, 30-26

## 2003

### First Round

Southern California def. New Hampshire, 30-17, 30-18, 30-17  
 LMU (CA) def. CSUN, 30-21, 30-22, 30-26  
 Wisconsin def. Arizona, 30-24, 25-30, 32-30, 30-26  
 Texas A&M def. Nicholls St., 30-28, 30-24, 31-29  
 Nebraska def. Valparaiso, 30-19, 30-22, 30-21  
 Dayton def. Michigan St., 30-26, 30-26, 28-30, 25-30, 15-8  
 UC Irvine def. Missouri, 30-27, 31-33, 25-30, 30-28, 15-12  
 UCLA def. San Diego, 30-20, 30-17, 30-24  
 Stanford def. Sacramento St., 39-37, 30-28, 30-23  
 Pacific def. San Francisco, 30-26, 30-28, 30-23  
 Utah def. Santa Clara, 26-30, 25-30, 30-20, 30-24, 15-12  
 Washington def. Northwestern, 30-20, 30-21, 30-26  
 Minnesota def. Green Bay, 30-22, 30-12, 30-16  
 UNI def. UC Santa Barbara, 30-27, 30-27, 24-30, 26-30, 16-14  
 Kansas def. Long Beach St., 30-23, 30-28, 30-28  
 Pepperdine def. Manhattan, 30-15, 30-20, 30-20  
 Florida def. Ga. Southern, 30-18, 30-18, 30-21  
 UCF def. Cincinnati, 24-30, 25-30, 30-26, 30-27, 15-9  
 Maryland def. American, 30-24, 30-25, 30-28  
 Colorado St. def. George Mason, 30-22, 30-24, 30-25  
 Penn St. def. Robert Morris, 30-10, 30-18, 30-11  
 Pittsburgh def. Penn., 28-30, 30-16, 30-18, 30-26  
 Arkansas def. Missouri St., 30-26, 30-28, 16-30, 30-28  
 Kansas St. def. Ohio, 30-17, 30-18, 31-29  
 Georgia Tech def. Alabama A&M, 30-18, 30-17, 30-22  
 Florida A&M def. Winthrop, 31-29, 30-16, 30-27  
 Michigan def. Colorado, 30-22, 30-22, 30-11  
 California def. Saint Mary's (CA), 30-20, 30-21, 30-23  
 Illinois def. Murray St., 30-19, 30-27, 30-20  
 Louisville def. Notre Dame, 32-30, 30-21, 30-21  
 BYU def. New Mexico St., 30-17, 30-17, 30-27  
 Hawaii def. Idaho, 30-24, 30-20, 30-21.

### Second Round

Southern California def. LMU (CA), 30-16, 30-22, 30-16  
 Texas A&M def. Wisconsin, 30-22, 30-24, 30-18  
 Nebraska def. Dayton, 30-19, 30-14, 30-25  
 UCLA def. UC Irvine, 30-24, 30-28, 30-22  
 Stanford def. Pacific, 30-26, 34-32, 30-25  
 Washington def. Utah, 30-15, 30-20, 30-21  
 Minnesota def. UNI, 30-25, 28-30, 30-25, 30-23  
 Pepperdine def. Kansas, 23-30, 30-20, 30-14, 30-23  
 Florida def. UCF, 30-19, 30-26, 30-21  
 Colorado St. def. Maryland, 30-23, 30-28, 30-26  
 Penn St. def. Pittsburgh, 25-30, 33-31, 30-21, 30-21  
 Kansas St. def. Arkansas, 30-26, 30-27, 30-21  
 Georgia Tech def. Florida A&M, 30-25, 34-32, 30-25  
 California def. Michigan, 30-23, 30-23, 30-28  
 Illinois def. Louisville, 30-26, 30-26, 32-30  
 Hawaii def. BYU, 30-19, 30-23, 30-22.

### Regional Semifinals

Southern California def. Texas A&M, 30-26, 30-25, 30-27  
 UCLA def. Nebraska, 20-30, 30-27, 30-21, 30-23  
 Washington def. Stanford, 30-25, 26-30, 30-19,

30-26  
 Minnesota def. Pepperdine, 28-30, 30-28, 30-27, 26-30, 15-8  
 Florida def. Colorado St., 30-13, 30-22, 30-26  
 Penn St. def. Kansas St., 12-30, 30-27, 30-21, 31-29  
 Georgia Tech def. California, 30-25, 20-30, 30-24, 30-23  
 Hawaii def. Illinois, 30-21, 30-22, 33-31.

### Regional Finals

Southern California def. UCLA, 24-30, 30-26, 30-17, 30-17  
 Minnesota def. Washington, 19-30, 32-30, 33-31, 25-30, 15-9  
 Florida def. Penn St., 30-21, 30-24, 30-16  
 Hawaii def. Georgia Tech, 32-34, 33-31, 30-24, 30-25.

### Semifinals

Southern California def. Minnesota, 30-27, 30-28, 30-20  
 Florida def. Hawaii, 30-28, 30-28, 23-30, 30-28.

### Championship

Southern California def. Florida, 25-30, 30-27, 30-19, 30-26

## 2004

### First Round

Nebraska def. Iona, 30-15, 30-12, 30-19  
 Wichita St. def. Nevada, 30-16, 30-24, 30-20  
 Louisville def. Illinois, 30-27, 21-30, 30-19, 30-23  
 Missouri def. Arkansas, 28, 30-21, 25-30, 30-26  
 San Diego def. New Mexico St., 30-18, 30-27, 30-24  
 Arizona def. UC Irvine, 30-19, 30-17, 30-18  
 Kansas St. def. CSUN, 30-20, 30-23, 30-25  
 Southern California def. Col. of Charleston, 30-22, 30-24, 30-23  
 Ohio St. def. Dayton, 30-25, 32-30, 30-22  
 Ohio def. Pittsburgh, 30-22, 30-26, 30-12  
 Texas A&M def. Winthrop, 30-26, 30-23, 30-25  
 Tennessee def. Eastern Ky., 30-24, 30-16, 30-22  
 UC Santa Barbara def. Alabama A&M, 30-11, 30-23, 30-11  
 Georgia Tech def. Georgia, 30-21, 30-21, 31-29  
 Yale def. Albany (NY), 30-28, 30-21, 31-33, 30-22  
 Minnesota def. LIU, 30-19, 30-12, 30-27  
 Hawaii def. Colorado, 24-30, 30-22, 30-20, 30-24  
 Purdue def. Colorado St., 30-25, 25-30, 30-27, 22-30, 15-12  
 Notre Dame def. Valparaiso, 30-21, 20-30, 30-28, 30-20  
 Wisconsin def. Loyola Chicago, 30-27, 30-26, 30-25  
 Stanford def. Jacksonville, 30-15, 30-20, 30-15  
 Florida def. Florida A&M, 30-17, 30-25, 30-23  
 Michigan def. Rice, 31-29, 24-30, 30-23, 30-20  
 Texas def. Texas St., 30-12, 30-22, 30-15  
 Washington def. Idaho, 30-22, 30-14, 30-19  
 Kansas def. Santa Clara, 25-30, 30-26, 30-28, 30-15  
 California def. Pacific, 26-30, 30-24, 20-30, 30-27, 15-11  
 Saint Mary's (CA) def. Sacramento St., 26-30, 30-27, 30-22, 30-17  
 UCLA def. LMU (CA), 30-28, 30-23, 27-30, 30-22  
 Long Beach St. def. Utah, 30-19, 30-25, 33-31  
 Maryland def. Towson, 30-23, 30-22, 30-25  
 Penn St. def. American, 30-18, 30-18, 35-33.

### Second Round

Nebraska def. Wichita St., 30-22, 30-20, 30-21  
 Louisville def. Missouri, 30-26, 22-30, 30-25, 30-25  
 San Diego def. Arizona, 30-28, 30-28, 25-30, 27-30, 15-13  
 Southern California def. Kansas St., 30-19, 30-25, 30-19

Ohio St. def. Ohio, 30-25, 30-20, 30-20  
Tennessee def. Texas A&M, 30-21, 24-30, 30-23, 32-30  
Georgia Tech def. UC Santa Barbara, 30-24, 30-28, 30-21  
Minnesota def. Yale, 30-17, 30-18, 30-19  
Hawaii def. Purdue, 33-31, 30-27, 30-19  
Wisconsin def. Notre Dame, 36-24, 30-16, 30-16  
Stanford def. Florida, 25-30, 30-15, 21-30, 30-27, 15-9  
Texas def. Michigan, 30-19, 30-27, 23-30, 30-28  
Washington def. Kansas, 34-32, 30-26, 25-30, 26-30, 15-12  
Saint Mary's (CA) def. California, 30-28, 26-30, 30-28, 24-30, 15-13  
UCLA def. Long Beach St., 31-29, 30-24, 30-27  
Penn St. def. Maryland, 34-32, 30-27, 31-29.

#### Regional Semifinals

Nebraska def. Louisville, 30-22, 32-30, 30-19  
Southern California def. San Diego, 30-26, 30-20, 25-30, 30-20  
Ohio St. def. Tennessee, 29-31, 27-30, 30-16, 30-26, 15-12  
Minnesota def. Georgia Tech, 25-30, 30-22, 30-24, 46-48, 15-9  
Wisconsin def. Hawaii, 31-29, 30-23, 22-30, 28-30, 21-19  
Stanford def. Texas, 30-28, 30-26, 30-27  
Washington def. St. Mary's (CA), 30-20, 30-20, 30-20  
UCLA def. Penn St., 30-24, 22-30, 30-25, 30-28.

#### Regional Finals

Southern California def. Nebraska, 33-35, 30-27, 30-21, 34-36, 15-12  
Minnesota def. Ohio St., 30-32, 34-32, 27-30, 30-28, 15-8  
Stanford def. Wisconsin, 30-18, 31-29, 30-26  
Washington def. UCLA, 27-30, 30-19, 30-28, 24-30, 15-9.

#### Semifinals

Minnesota def. Southern California, 30-25, 29-31, 30-26, 30-20  
Stanford def. Washington, 30-25, 23-30, 30-27, 30-24.

#### Championship

Stanford def. Minnesota, 30-23, 30-27, 30-21

## 2005

#### First Round

Kansas St. def. Florida A&M, 27-30, 30-14, 30-27, 30-28  
Florida def. Fla. Atlantic, 30-19, 30-15, 30-14  
Northwestern def. Texas A&M, 30-26, 20-30, 30-28, 27-30, 15-12  
Notre Dame def. Dayton, 30-21, 30-25, 26-30, 28-30, 15-13  
San Diego def. Long Beach St., 30-28, 25-30, 30-26, 30-27  
UCLA def. Kansas, 30-14, 26-30, 30-17, 30-24  
Pepperdine def. BYU, 30-24, 30-28, 24-30, 30-28  
Southern California def. UC Santa Barbara, 27-30, 30-22, 30-24, 30-22  
Duke def. American, 30-14, 30-16, 30-16  
Nebraska def. Alabama A&M, 30-15, 30-7, 30-15  
Maryland def. Kentucky, 25-30, 30-26, 30-24, 30-23  
Louisville def. Western Ky., 30-24, 28-30, 30-23, 30-22  
Santa Clara def. Sacramento St., 23-30, 30-23, 30-20, 30-23  
Stanford def. Nevada, 30-25, 30-20, 30-21  
Ohio def. Alabama, 28-30, 30-18, 30-22, 30-23  
Ohio St. def. Marshall, 30-25, 30-26, 30-22  
Arizona def. Utah St., 30-26, 30-27, 30-20  
Utah def. LMU (CA), 30-10, 30-22, 30-20  
Washington def. Siena, 30-21, 30-17, 30-18

Colorado St. def. Colorado, 26-30, 30-24, 30-19, 30-27  
Purdue def. VCU, 30-27, 30-24, 30-21  
Col. of Charleston def. North Carolina, 30-28, 23-30, 30-16, 31-29  
California def. Valparaiso, 30-26, 30-24, 30-21  
Wisconsin def. Loyola Chicago, 30-18, 30-26, 30-14  
Hawaii def. Texas St., 30-25, 30-18, 30-23  
Texas def. LSU, 30-19, 30-28, 30-26  
Arkansas def. Saint Mary's (CA), 30-27, 30-17, 30-21  
Missouri def. Missouri St., 30-27, 30-18, 30-26  
Minnesota def. Winthrop, 30-13, 30-13, 30-24  
Tennessee def. Jacksonville St., 30-23, 30-13, 30-28  
LIU def. Cornell, 31-29, 30-24, 35-33  
Penn St. def. Binghamton, 30-15, 30-8, 30-10.

#### Second Round

Florida def. Kansas St., 30-21, 31-29, 30-25  
Notre Dame def. Northwestern, 30-27, 32-30, 30-28  
UCLA def. San Diego, 30-24, 30-23, 30-19  
Pepperdine def. Southern California, 30-28, 30-28, 30-23  
Nebraska def. Duke, 30-19, 30-19, 30-20  
Louisville def. Maryland, 30-23, 30-26, 30-28  
Santa Clara def. Stanford, 23-30, 30-19, 30-27, 31-29  
Ohio def. Ohio St., 30-27, 30-23, 30-22  
Arizona def. Utah, 30-28, 30-26, 28-30, 30-27  
Washington def. Colorado St., 30-21, 30-25, 30-18  
Purdue def. Col. of Charleston, 30-22, 30-20, 30-28  
Wisconsin def. California, 30-23, 30-22, 30-25  
Hawaii def. Texas, 19-30, 30-18, 30-21, 30-20  
Missouri def. Arkansas, 30-25, 30-16, 30-11  
Tennessee def. Minnesota, 30-19, 24-30, 20-30, 30-27, 15-11  
Penn St. def. LIU, 30-11, 30-27, 30-8.

#### Regional Semifinals

Florida def. Louisville, 30-28, 30-25, 30-22  
Nebraska def. UCLA, 30-28, 30-23, 30-16  
Santa Clara def. Pepperdine, 30-28, 30-23, 30-14  
Arizona def. Ohio, 35-37, 30-23, 26-30, 30-18, 15-12  
Wisconsin def. Notre Dame, 30-25, 28-30, 30-25, 25-30, 15-9  
Washington def. Purdue, 30-25, 30-19, 30-20  
Missouri def. Hawaii, 30-26, 26-30, 30-27, 30-22  
Tennessee def. Penn St., 30-27, 14-30, 30-27, 33-31.

#### Regional Finals

Nebraska def. Florida, 30-26, 30-24, 30-16  
Santa Clara def. Arizona, 22-30, 30-24, 30-26, 15-30, 17-15  
Washington def. Wisconsin, 30-28, 30-25, 30-23  
Tennessee def. Missouri, 30-28, 30-27, 25-30, 30-17.

#### Semifinals

Nebraska def. Santa Clara, 30-24, 30-19, 30-21  
Washington def. Tennessee, 30-25, 30-19, 30-21.

#### Championship

Washington def. Nebraska, 30-26, 30-25, 30-26

## 2006

#### First Round

Nebraska def. American, 30-16, 30-23, 28-30, 30-16  
UNI def. Winthrop, 27-30, 30-27, 30-23, 30-28  
Duke def. Tennessee, 30-22, 26-30, 30-25, 30-27  
San Diego def. Jacksonville St., 30-21, 30-23, 30-18  
Florida def. Florida A&M, 30-18, 30-16, 30-26  
Arizona St. def. Col. of Charleston, 30-26, 30-23,

29-31, 30-20  
St. John's (NY) def. Albany (NY), 30-21, 23-30, 30-22, 30-22  
Minnesota def. Siena, 30-16, 30-23, 30-15  
Southern California def. Ole Miss, 30-17, 30-24, 30-23  
BYU def. UC Santa Barbara, 27-30, 30-32, 30-27, 30-21, 15-12  
Long Beach St. def. Pepperdine, 30-22, 30-27, 25-30, 30-26  
Hawaii def. Oregon, 30-17, 30-17, 30-18  
Oklahoma def. Oral Roberts, 30-19, 30-17, 30-19  
Missouri St. def. Arkansas, 28-30, 30-21, 30-27, 30-28  
Utah def. Michigan St., 30-25, 27-30, 20-30, 30-28, 15-11  
UCLA def. UAB, 30-24, 30-21, 30-23  
Penn St. def. LIU, 30-16, 30-27, 30-15  
Hofstra def. Cornell, 30-22, 30-32, 30-27, 24-30, 15-11  
Kentucky def. Ohio, 20-30, 30-27, 24-30, 30-26, 15-9  
Purdue def. Saint Louis, 30-21, 30-20, 32-30  
Ohio St. def. Belmont, 30-22, 30-16, 30-22  
Middle Tenn. def. Louisville, 24-30, 30-19, 12-30, 30-25, 16-14  
Colorado def. New Mexico St., 30-24, 30-20, 34-32  
Washington def. Colorado St., 26-30, 30-26, 30-24, 30-22  
Texas def. Prairie View, 30-10, 30-10, 30-11  
SFA def. Alabama, 30-24, 23-30, 25-30, 30-22, 15-11  
Iowa St. def. Milwaukee, 30-21, 30-10, 30-21  
Wisconsin def. Notre Dame, 36-34, 30-26, 30-21  
Cal Poly def. Michigan, 30-23, 26-30, 30-25, 30-23  
California def. LSU, 25-30, 30-23, 30-17, 30-16  
Missouri def. Santa Clara, 35-33, 30-24, 30-26  
Stanford def. Sacramento St., 30-18, 30-18, 30-26.

#### Second Round

Nebraska def. UNI, 30-16, 30-16, 30-14  
San Diego def. Duke, 27-30, 30-25, 30-17, 27-30, 15-12  
Florida def. Arizona St., 30-17, 30-27, 26-30, 30-23  
Minnesota def. St. John's (NY), 30-26, 30-17, 26-30, 24-30, 15-1  
Southern California def. BYU, 30-25, 39-37, 30-19  
Hawaii def. Long Beach St., 30-28, 30-25, 24-30, 30-17  
Oklahoma def. Missouri St., 30-19, 30-22, 30-19  
UCLA def. Utah, 30-24, 30-27, 30-26  
Penn St. def. Hofstra, 30-20, 30-12, 30-19  
Purdue def. Kentucky, 30-21, 30-28, 30-26  
Ohio St. def. Middle Tenn., 23-30, 30-19, 30-17, 30-22  
Washington def. Colorado, 30-15, 22-30, 30-26, 30-24  
Texas def. SFA, 30-16, 30-19, 30-21  
Wisconsin def. Iowa St., 30-20, 30-25, 30-27  
California def. Cal Poly, 30-24, 30-26, 23-30, 30-20  
Stanford def. Missouri, 30-20, 27-30, 30-24, 25-30, 15-9.

#### Regional Semifinals

Nebraska def. San Diego, 30-21, 30-20, 30-15  
Minnesota def. Florida, 30-23, 25-30, 30-21, 30-26  
Hawaii def. Southern California, 28-30, 30-21, 21-30, 30-27, 15-5  
UCLA def. Oklahoma, 30-22, 30-16, 30-26  
Penn St. def. Purdue, 30-24, 30-18, 30-15  
Washington def. Ohio St., 30-16, 30-18, 30-18  
Texas def. Wisconsin, 30-19, 30-22, 30-12

Stanford def. California, 31-29, 30-25, 31-29.

### Regional Finals

Nebraska def. Minnesota, 25-30, 22-30, 30-20, 30-25, 15-9

UCLA def. Hawaii, 30-16, 30-23, 30-23

Washington def. Penn St., 30-27, 30-24, 28-30, 30-26

Stanford def. Texas, 30-28, 34-32, 31-33, 30-24.

### Semifinals

Nebraska def. UCLA, 23-30, 30-28, 30-23, 30-28

Stanford def. Washington, 30-12, 30-25, 30-15.

### Championship

Nebraska def. Stanford, 27-30, 30-26, 30-28, 30-27

## 2007

### First Round

Stanford def. Santa Clara, 30-20, 30-28, 30-27

Sacramento St. def. Minnesota, 23-30, 30-25, 30-24, 30-17

Purdue def. Ohio, 25-30, 30-24, 30-22, 30-23

Cal Poly def. Xavier, 30-14, 30-19, 30-25

Kansas St. def. Tulsa, 30-24, 30-20, 30-23

Oregon def. Missouri St., 31-29, 30-20, 31-29

Clemson def. Alabama, 30-25, 30-27, 31-33, 30-26

UCLA def. Alabama A&M, 30-9, 30-14, 30-13

Southern California def. Pepperdine, 30-22, 30-23, 31-29

Long Beach St. def. UNLV, 30-20, 28-30, 30-27, 23-30, 15-10

Delaware def. Princeton, 24-30, 32-30, 30-27, 30-22

St. John's (NY) def. LIU, 30-25, 30-25, 30-16

Florida def. Col. of Charleston, 30-22, 30-28, 30-14

Oklahoma def. Florida A&M, 30-25, 32-30, 29-31, 30-14

LSU def. New Mexico St., 30-25, 21-30, 21-30, 30-27, 15-13

Texas def. Texas St., 30-21, 30-20, 30-13

Penn St. def. Siena, 30-19, 30-11, 30-14

Albany (NY) def. Cleveland St., 30-20, 30-20, 30-25

Michigan def. Miami (OH), 30-24, 30-27, 30-23

Colorado St. def. Illinois St., 30-26, 30-20, 30-15

Hawaii def. Tennessee St., 30-26, 30-14, 30-17

Middle Tenn. def. Louisville, 24-30, 30-19, 12-30, 30-25, 16-14

BYU def. Ole Miss, 30-27, 30-21, 30-24

Washington def. Missouri, 30-23, 28-30, 30-22, 32-34, 15-11

Wisconsin def. UNI, 30-23, 30-21, 30-24

Iowa St. def. San Diego, 25-30, 31-29, 30-19, 24-30, 16-14

Duke def. American, 30-20, 30-25, 28-30, 29-31, 15-7

California def. Liberty, 30-20, 26-30, 30-15, 30-21

Dayton def. Lipscomb, 30-17, 30-25, 30-19

Michigan St. def. Kentucky, 30-28, 30-23, 30-27

Wichita St. def. Western Ky., 30-21, 30-19, 30-25

Nebraska def. South Dakota St., 30-13, 30-14, 30-13.

### Second Round

Stanford def. Sacramento St., 30-23, 30-11, 30-28

Cal Poly def. Purdue, 30-12, 30-14, 30-27

Oregon def. Kansas St., 24-30, 20-30, 30-27, 36-34, 15-11

UCLA def. Clemson, 30-19, 30-21, 19-30, 30-22

Southern California def. Long Beach St., 28-30, 30-24, 30-25, 21-30, 15-11

St. John's (NY) def. Delaware, 23-30, 30-28, 31-29, 30-23

Florida def. Oklahoma, 30-24, 30-24, 36-34

Texas def. LSU, 30-21, 30-22, 30-23

Penn St. def. Albany (NY), 30-15, 30-9, 30-19

Michigan def. Colorado St., 30-16, 30-18, 30-27

Middle Tenn. def. Hawaii, 30-22, 30-18, 15-30, 33-31

BYU def. Washington, 30-28, 28-30, 25-30, 30-22, 15-13

Iowa St. def. Wisconsin, 30-28, 30-25, 30-24

California def. Duke, 29-31, 30-28, 30-23, 30-17

Michigan St. def. Dayton, 30-26, 30-16, 30-21

Nebraska def. Wichita St., 30-22, 30-19, 30-19.

### Regional Semifinals

Stanford def. Cal Poly, 30-15, 30-24, 30-20

UCLA def. Oregon, 30-23, 30-19, 28-30, 30-24

Southern California def. St. John's (NY), 30-27, 30-22, 26-30, 24-30, 15-10

Texas def. Florida, 30-27, 29-31, 30-16, 30-15

Penn St. def. Michigan, 30-15, 30-18, 30-18

BYU def. Middle Tenn., 30-28, 30-22, 34-32

California def. Iowa St., 30-27, 30-27, 30-24

Nebraska def. Michigan St., 25-30, 28-30, 30-17, 30-28, 15-9.

### Regional Finals

Stanford def. UCLA, 28-30, 30-28, 30-26, 30-27

Southern California def. Texas, 30-25, 30-22, 30-26

Penn St. def. BYU, 30-23, 30-15, 30-18

California def. Nebraska, 30-28, 31-29, 30-26.

### Semifinals

Penn St. def. California, 30-28, 30-25, 30-16

Stanford def. Southern California, 23-30, 30-20, 30-25, 20-30, 16-14.

### Championship

Penn St. def. Stanford, 30-25, 30-26, 23-30, 19-30, 15-8

## 2008

### First Round

Penn St. def. LIU, 25-14, 25-15, 25-15

Yale def. Ohio, 25-19, 23-25, 25-23, 17-25, 16-14

Western Mich. def. Dayton, 21-25, 26-24, 25-23, 25-18

Tulane def. Tennessee Tech, 25-21, 22-25, 25-22, 27-25

Illinois def. Milwaukee, 25-8, 25-16, 25-20

Cincinnati def. Western Ky., 25-13, 25-19, 21-25, 18-25, 15-10

New Mexico St. def. Saint Mary's (CA), 22-25, 25-16, 25-21, 25-15

California def. Siena, 25-18, 25-10, 25-20

Washington def. Portland St., 25-11, 25-15, 25-14

Santa Clara def. Kansas St., 25-22, 25-20, 19-25, 16-25, 15-13

Clemson def. Tennessee, 25-19, 19-25, 25-19, 23-25, 15-12

Utah def. Furman, 25-17, 26-24, 25-17

Saint Louis def. Alabama A&M, 25-10, 25-15, 25-11

Michigan def. Kentucky, 24-26, 25-16, 19-25, 25-19, 15-13

UAB def. Missouri St., 25-17, 25-21, 25-17

Nebraska def. Liberty, 25-11, 21-25, 25-16, 25-19

Texas def. Lamar, 25-17, 25-14, 25-8

Wichita St. def. Rice, 21-25, 25-23, 25-15, 25-20

Duke def. San Francisco, 26-28, 25-21, 22-25, 25-23, 15-9

UCLA def. LSU, 25-19, 22-25, 25-20, 25-20

Oregon def. Delaware, 25-16, 25-18, 25-15

North Carolina def. American, 25-16, 25-17, 25-17

Iowa St. def. UNI, 26-24, 16-25, 25-21, 25-16

Minnesota def. North Dakota St., 25-18, 25-14, 25-14

Hawaii def. Belmont, 25-19, 25-11, 25-16

Southern California def. San Diego, 21-25, 25-12, 25-19, 26-24

Middle Tenn. def. Miami (OH), 25-23, 23-25,

21-25, 30-28, 15-13

Purdue def. Louisville, 25-22, 21-25, 29-27, 23-25, 16-14

Florida def. Florida A&M, 25-20, 25-21, 25-15

Colorado St. def. FIU, 25-22, 21-25, 25-22, 25-19

Long Beach St. def. Pepperdine, 18-25, 25-23, 25-15, 25-18

Stanford def. Albany (NY), 25-9, 25-11, 25-21.

### Second Round

Penn St. def. Yale, 25-18, 25-11, 25-12

Western Mich. def. Tulane, 20-25, 25-21, 13-25, 25-19, 15-12

Illinois def. Cincinnati, 26-24, 25-20, 25-22

California def. New Mexico St., 25-23, 25-13, 21-25, 25-17

Washington def. Santa Clara, 25-19, 25-12, 25-21

Utah def. Clemson, 25-21, 26-24, 25-21

Michigan def. Saint Louis, 22-25, 25-19, 23-25, 25-20, 15-12

Nebraska def. UAB, 25-14, 25-15, 25-12

Texas def. Wichita St., 25-14, 25-18, 25-20

UCLA def. Duke, 25-16, 25-19, 25-17

Oregon def. North Carolina, 25-20, 24-26, 25-18, 25-19

Iowa St. def. Minnesota, 25-14, 26-24, 25-27, 25-19

Hawaii def. Southern California, 25-21, 25-18, 25-22

Purdue def. Middle Tenn., 25-18, 24-26, 25-18, 22-25, 15-8

Florida def. Colorado St., 25-21, 25-17, 25-23

Stanford def. Long Beach St., 25-15, 25-21, 25-15.

### Regional Semifinals

Penn St. def. Western Mich., 25-17, 25-12, 25-19

California def. Illinois, 25-22, 25-22, 25-22

Washington def. Utah, 25-16, 25-20, 25-16

Nebraska def. Michigan, 25-13, 25-16, 25-18

Texas def. UCLA, 25-11, 22-25, 25-21, 25-21

Iowa St. def. Oregon, 17-25, 11-25, 25-22, 25-22, 15-8

Hawaii def. Purdue, 18-25, 25-22, 25-23, 25-20

Stanford def. Florida, 25-14, 25-21, 25-21.

### Regional Finals

Penn St. def. California, 25-21, 25-21, 25-17

Nebraska def. Washington, 14-25, 23-25, 25-17, 26-24, 15-13

Texas def. Iowa St., 25-19, 25-19, 17-25, 25-12

Stanford def. Hawaii, 25-19, 25-9, 25-18.

### Semifinals

Penn St. def. Nebraska, 25-17, 25-18, 15-25, 22-25, 15-11

Stanford def. Texas, 20-25, 18-25, 25-15, 25-22, 15-13.

### Championship

Penn St. def. Stanford, 25-20, 26-24, 25-23

## 2009

### First Round

Penn St. def. Binghamton, 25-9, 25-13, 25-14

Penn def. Army West Point, 18-25, 25-20, 25-18, 25-16

FIU def. Miami (FL), 25-16, 20-25, 22-25, 27-25, 15-11

Florida def. Col. of Charleston, 25-21, 25-17, 25-18

California def. Lipscomb, 25-15, 25-22, 25-9

Ohio St. def. Cincinnati, 25-20, 16-25, 25-15, 25-23

Baylor def. Georgia Tech, 25-17, 25-22, 25-22

UCLA def. Long Beach St., 25-20, 25-20, 25-16

Illinois def. Purdue Fort Wayne, 25-16, 25-15, 25-12

Dayton def. Milwaukee, 25-17, 22-25, 25-20, 19-25, 15-9



Southern California def. Oklahoma, 25-21, 26-24, 25-20  
Hawaii def. New Mexico, 25-22, 25-16, 25-21  
Michigan def. Niagara, 25-4, 25-12, 25-15  
Ohio def. Notre Dame, 23-25, 25-16, 20-25, 25-15, 15-7  
Saint Mary's (CA) def. UC Santa Barbara, 24-26, 22-25, 25-20, 25-14, 15-13  
Stanford def. LIU, 25-11, 25-15, 25-10  
Florida St. def. Alabama A&M, 25-10, 25-19, 25-10  
Jacksonville St. def. Florida A&M, 25-22, 18-25, 23-25, 25-20, 15-13  
Kentucky def. Michigan St., 25-23, 25-23, 25-20  
Oregon def. Clemson, 25-17, 25-21, 25-20  
Minnesota def. Louisville, 25-20, 24-26, 26-24, 25-22  
Tennessee def. Duke, 25-18, 25-23, 17-25, 25-12  
Colorado St. def. Middle Tenn., 25-19, 16-25, 25-21, 17-25, 15-6  
Washington def. Northern Colo., 25-27, 25-15, 25-22, 25-21  
Iowa St. def. George Mason, 25-22, 25-13, 25-19  
Wichita St. def. Saint Louis, 25-20, 25-21, 18-25, 25-16  
UNI def. Washington St., 26-24, 25-21, 25-20  
Nebraska def. Coastal Carolina, 25-13, 25-18, 25-15  
LSU def. Tulane, 25-15, 25-12, 25-15  
Texas A&M def. Arizona, 18-25, 25-23, 25-21, 25-23  
TCU def. Rice, 26-24, 25-13, 27-25  
Texas def. Texas St., 25-16, 25-14, 25-14.

## Second Round

Penn St. def. Penn, 25-20, 25-17, 25-16  
Florida def. FIU, 25-22, 25-15, 25-16  
California def. Ohio St., 25-13, 18-25, 25-23, 25-20  
Baylor def. UCLA, 25-23, 25-22, 29-31, 25-19  
Illinois def. Dayton, 26-28, 25-8, 25-17, 25-18  
Hawaii def. Southern California, 25-20, 25-18, 16-25, 27-25  
Michigan def. Ohio, 30-32, 24-26, 25-13, 25-20, 15-13  
Stanford def. Saint Mary's (CA), 21-25, 25-21, 25-22, 24-26, 15-13  
Florida St. def. Jacksonville St., 25-18, 26-24, 25-22  
Kentucky def. Oregon, 25-20, 25-22, 25-17  
Minnesota def. Tennessee, 25-15, 25-16, 25-18  
Colorado St. def. Washington, 25-16, 25-22, 21-25, 25-19  
Iowa St. def. Wichita St., 27-25, 25-21, 25-18  
Nebraska def. UNI, 25-14, 25-17, 25-21  
Texas A&M def. LSU, 18-25, 26-24, 23-25, 25-23, 15-10  
Texas def. TCU, 25-15, 25-14, 25-18.

## Regional Semifinals

Penn St. def. Florida, 25-12, 25-18, 25-21  
California def. Baylor, 26-24, 25-20, 25-17  
Hawaii def. Illinois, 21-25, 25-10, 27-25, 25-16  
Michigan def. Stanford, 25-18, 23-25, 25-22, 25-11  
Florida St. def. Kentucky, 16-25, 26-24, 25-17, 19-25, 17-15  
Minnesota def. Colorado St., 25-22, 29-27, 23-25, 25-18  
Nebraska def. Iowa St., 25-11, 25-19, 25-22  
Texas def. Texas A&M, 25-18, 25-18, 25-21.

## Regional Finals

Penn St. def. California, 25-18, 25-17, 25-22  
Hawaii def. Michigan, 25-23, 25-19, 25-18  
Minnesota def. Florida St., 25-20, 25-7, 18-25, 25-17  
Texas def. Nebraska, 21-25, 25-18, 25-16, 25-17.

## Semifinals

Penn St. def. Hawaii, 23-25, 25-18, 25-15, 25-18

Texas def. Minnesota, 25-19, 25-20, 25-15.

## Championship

Penn St. def. Texas, 22-25, 20-25, 25-23, 25-21, 15-13

# 2010

## First Round

Florida def. South Carolina St., 25-7, 25-10, 25-12  
Florida St. def. Ga. Southern, 25-20, 23-25, 25-22, 25-13  
Louisville def. Middle Tenn., 25-22, 25-21, 25-17  
Purdue def. Kentucky, 25-18, 24-26, 25-17, 25-18  
Texas def. UTSA, 25-11, 25-18, 25-15  
UCLA def. American, 26-28, 26-24, 23-25, 25-19, 15-11  
Cincinnati def. Western Ky., 25-22, 28-26, 25-12  
Illinois def. Austin Peay, 25-19, 25-19, 25-19  
Missouri def. UNI, 25-19, 17-25, 26-24, 26-28, 15-10  
Northwestern def. Arizona, 25-18, 25-20, 18-25, 25-20  
Ohio def. Penn, 25-21, 27-25, 25-17  
Duke def. High Point, 25-12, 25-20, 25-20  
Tulsa def. LSU, 25-20, 25-15, 25-18  
Oklahoma def. Wichita St., 29-27, 25-21, 25-14  
Virginia Tech def. Delaware, 25-17, 25-23, 25-18  
Penn St. def. Niagara, 25-12, 25-19, 25-15  
Stanford def. Albany (NY), 25-12, 25-17, 25-15  
Colorado St. def. Cal St. Fullerton, 19-25, 20-25, 25-12, 25-21, 15-12  
Ohio St. def. Lipscomb, 25-22, 25-8, 22-25, 25-23  
Dayton def. Butler, 25-17, 25-23, 25-11  
Tennessee def. Alabama A&M, 25-11, 25-19, 25-16  
Indiana def. Miami (FL), 19-25, 25-18, 25-13, 20-25, 15-9  
San Diego def. Long Beach St., 25-22, 30-28, 25-19  
Southern California def. New Mexico, 25-19, 25-8, 25-18  
California def. Utah St., 25-15, 25-11, 25-20  
North Carolina def. Ole Miss, 25-20, 21-25, 25-18, 25-9  
Creighton def. Iowa St., 27-25, 16-25, 25-23, 19-25, 15-11  
Minnesota def. North Dakota St., 25-21, 25-21, 25-12  
Hawaii def. Portland St., 25-13, 25-19, 25-8  
Washington def. Michigan, 25-22, 25-17, 25-16  
Auburn def. Missouri St., 25-15, 26-24, 27-25  
Nebraska def. Sacred Heart, 25-12, 25-22, 25-11.

## Second Round

Florida def. Florida St., 20-25, 25-22, 22-25, 25-21, 17-15  
Purdue def. Louisville, 26-24, 25-23, 18-25, 25-15  
Texas def. UCLA, 25-23, 20-25, 25-18, 26-24  
Illinois def. Cincinnati, 25-17, 25-17, 20-25, 25-21  
Missouri def. Northwestern, 25-13, 22-25, 25-22, 25-20  
Duke def. Ohio, 25-15, 17-25, 25-18, 17-25, 15-10  
Oklahoma def. Tulsa, 25-13, 25-22, 26-28, 20-25, 15-9  
Penn St. def. Virginia Tech, 25-22, 25-22, 25-13  
Stanford def. Colorado St., 28-26, 25-13, 25-15  
Ohio St. def. Dayton, 25-22, 25-22, 17-25, 24-26, 16-14  
Indiana def. Tennessee, 18-25, 25-21, 20-25, 27-25, 15-13  
Southern California def. San Diego, 25-15, 25-20, 22-25, 31-29  
California def. North Carolina, 25-13, 25-18, 25-18  
Minnesota def. Creighton, 25-19, 30-28, 25-20  
Washington def. Hawaii, 25-17, 25-11, 25-23  
Nebraska def. Auburn, 25-10, 25-17, 25-15.

## Regional Semifinals

Purdue def. Florida, 28-26, 25-15, 25-19  
Texas def. Illinois, 19-25, 26-24, 18-25, 25-14, 15-11  
Duke def. Missouri, 25-19, 21-25, 25-19, 25-22  
Penn St. def. Oklahoma, 25-23, 25-23, 25-15  
Stanford def. Ohio St., 25-21, 24-26, 25-19, 25-18  
Southern California def. Indiana, 25-18, 25-21, 25-20  
California def. Minnesota, 26-24, 25-23, 25-23  
Washington def. Nebraska, 25-16, 20-25, 25-21, 29-27.

## Regional Finals

Texas def. Purdue, 18-25, 25-16, 25-15, 27-25  
Penn St. def. Duke, 25-19, 25-18, 23-25, 25-17  
Southern California def. Stanford, 20-25, 25-17, 22-25, 26-24, 16-14  
California def. Washington, 25-21, 25-20, 25-14.

## Semifinals

Penn St. def. Texas, 25-13, 25-13, 25-22  
California def. Southern California, 25-14, 25-17, 25-20.

## Championship

Penn St. def. California, 25-20, 27-25, 25-20

# 2011

## First Round

Texas def. Texas St., 25-15, 25-23, 25-15  
Michigan St. def. Arizona, 18-25, 25-17, 25-20, 25-21  
Kentucky def. Dayton, 25-20, 16-25, 22-25, 25-15, 16-14  
Texas A&M def. Lipscomb, 25-16, 25-16, 12-25, 25-22  
UCLA def. UMES, 25-12, 25-12, 25-9  
San Diego def. Long Beach St., 23-25, 26-24, 25-19, 25-21  
Delaware def. American, 17-25, 25-22, 25-22, 25-23  
Penn St. def. Liberty, 25-16, 25-16, 25-16  
Purdue def. Morehead St., 25-16, 25-15, 25-23  
Louisville def. Ball St., 25-22, 25-15, 25-20  
Cincinnati def. Samford, 25-17, 22-25, 25-16, 23-25, 15-9  
Florida St. def. Albany (NY), 25-15, 25-11, 25-23  
Minnesota def. North Dakota St., 25-17, 25-21, 26-24  
Washington def. Western Mich., 25-13, 20-25, 25-22, 25-16  
Miami (FL) def. Northern Ill., 25-17, 21-25, 25-12, 26-24  
Iowa St. def. Milwaukee, 25-19, 25-23, 25-23  
Illinois def. Central Mich., 25-16, 25-22, 25-18  
Marquette def. Western Ky., 25-21, 22-25, 26-24, 25-23  
Ohio St. def. Middle Tenn., 25-23, 25-27, 25-21, 25-18  
Tennessee def. Duke, 25-15, 23-25, 25-19, 25-16  
Stanford def. Sacred Heart, 25-14, 23-25, 25-22, 25-11  
Michigan def. Baylor, 22-25, 25-11, 29-27, 25-17  
Florida def. Missouri, 23-25, 25-16, 25-20, 25-16  
UNI def. Niagara, 25-16, 25-13, 25-17  
Southern California def. Yale, 25-13, 25-13, 25-18  
Tulsa def. Oklahoma, 25-22, 18-25, 25-22, 25-19  
Colorado St. def. Oregon, 24-26, 25-21, 25-21, 15-25, 15-10  
Hawaii def. Northern Colo., 25-21, 25-15, 25-15  
Pepperdine def. Missouri St., 25-22, 25-21, 25-16  
North Carolina def. California, 25-17, 16-25, 23-25, 25-17, 15-9  
Kansas St. def. Wichita St., 25-18, 25-22, 25-17  
Nebraska def. Jackson St., 25-10, 25-16, 25-13.

## Second Round

Texas def. Michigan St., 25-11, 25-18, 25-22  
Kentucky def. Texas A&M, 25-18, 25-21, 25-19

UCLA def. San Diego, 25-16, 25-15, 22-25, 25-17  
 Penn St. def. Delaware, 25-12, 25-9, 25-18  
 Purdue def. Louisville, 25-14, 26-28, 25-11, 25-16  
 Florida St. def. Cincinnati, 25-23, 16-25, 25-20, 20-25, 15-13  
 Minnesota def. Washington, 18-25, 20-25, 25-17, 25-21, 15-11  
 Iowa St. def. Miami (FL), 25-21, 25-10, 25-14  
 Illinois def. Marquette, 25-13, 25-23, 25-22  
 Ohio St. def. Tennessee, 23-25, 25-21, 25-23, 22-25, 15-12  
 Michigan def. Stanford, 20-25, 25-17, 25-18, 25-20  
 Florida def. UNI, 16-25, 25-14, 25-14, 25-22  
 Southern California def. Tulsa, 25-10, 25-20, 25-19  
 Hawaii def. Colorado St., 22-25, 25-22, 25-16, 25-18  
 Pepperdine def. North Carolina, 25-20, 25-22, 25-22  
 Kansas St. def. Nebraska, 25-22, 22-25, 31-29, 22-25, 15-11.

#### Regional Semifinals

Texas def. Kentucky, 25-23, 22-25, 27-25, 25-23  
 UCLA def. Penn St., 25-20, 25-22, 25-21  
 Florida St. def. Purdue, 25-23, 21-25, 25-20, 25-19  
 Iowa St. def. Minnesota, 18-25, 25-23, 25-15, 31-29  
 Illinois def. Ohio St., 23-25, 26-24, 25-23, 25-19  
 Florida def. Michigan, 25-21, 25-13, 27-25  
 Southern California def. Hawaii, 19-25, 29-27, 19-25, 25-23, 15-12  
 Pepperdine def. Kansas St., 25-18, 25-12, 25-23.

#### Regional Finals

UCLA def. Texas, 19-25, 25-22, 25-22, 25-21  
 Florida St. def. Iowa St., 25-21, 23-25, 25-20, 19-25, 15-11  
 Illinois def. Florida, 25-22, 23-25, 25-14, 25-20  
 Southern California def. Pepperdine, 25-16, 26-28, 19-25, 25-19, 15-10.

#### Semifinals

Illinois def. Southern California, 25-27, 25-18, 25-22, 18-25, 15-10  
 UCLA def. Florida St., 25-16, 25-17, 25-21.

#### Championship

UCLA def. Illinois, 25-23, 23-25, 26-24, 25-16

## 2012

#### First Round

Penn St. def. Binghamton, 25-11, 25-3, 25-9  
 Bowling Green def. Yale, 16-25, 25-15, 25-21, 13-25, 15-11  
 Ohio St. def. Notre Dame, 25-16, 25-21, 25-17  
 Kentucky def. ETSU, 25-9, 25-17, 25-15  
 Florida St. def. Hofstra, 25-21, 25-10, 25-20  
 Purdue def. Colorado St., 25-20, 25-18, 25-19  
 Creighton def. Marquette, 25-22, 25-23, 28-26  
 Minnesota def. Liberty, 25-21, 25-10, 34-32  
 Oregon def. Northern Colo., 25-14, 25-19, 25-18  
 Dayton def. Pepperdine, 15-25, 20-25, 25-21, 25-21, 15-9  
 Oklahoma def. Arizona St., 20-25, 25-19, 25-18, 19-25, 15-13  
 BYU def. New Mexico St., 25-8, 25-17, 25-14  
 Washington def. Central Ark., 25-13, 25-17, 25-18  
 Hawaii def. Santa Clara, 25-20, 25-13, 25-19  
 UNI def. Kansas St., 25-18, 25-13, 25-21  
 Nebraska def. UMES, 25-14, 25-10, 25-18  
 Texas def. Colgate, 25-4, 25-11, 25-15  
 Texas A&M def. NC State, 21-25, 25-12, 25-23, 25-20  
 Col. of Charleston def. Miami (FL), 25-22, 21-25, 19-25, 25-22, 15-10  
 Florida def. Tulsa, 25-9, 25-21, 25-21  
 Kansas def. Cleveland St., 17-25, 25-10, 25-16,

25-18  
 Wichita St. def. Arkansas, 16-25, 25-27, 25-17, 25-23, 15-10  
 Saint Mary's (CA) def. San Diego St., 17-25, 23-25, 25-23, 25-22, 15-12  
 Southern California def. Fairfield, 25-8, 25-11, 25-10  
 UCLA def. LIU, 25-13, 25-15, 25-12  
 Michigan St. def. San Diego, 25-19, 23-25, 25-20, 18-25, 15-11  
 Michigan def. Tennessee, 25-22, 25-17, 22-25, 19-25, 15-10  
 Louisville def. Belmont, 21-25, 25-19, 25-18, 25-21  
 Iowa St. def. Purdue Fort Wayne, 25-11, 23-25, 22-25, 25-13, 15-7  
 North Carolina def. California, 26-24, 25-23, 18-25, 25-16  
 Western Ky. def. LMU (CA), 25-23, 25-19, 25-17  
 Stanford def. Jackson St., 25-10, 25-17, 25-10.

#### Second Round

Penn St. def. Bowling Green, 25-15, 25-12, 25-15  
 Kentucky def. Ohio St., 18-25, 26-24, 25-15, 25-18  
 Purdue def. Florida St., 25-20, 21-25, 25-21, 23-25, 15-11  
 Minnesota def. Creighton, 20-25, 25-17, 25-23, 25-17  
 Oregon def. Dayton, 25-15, 25-20, 25-21  
 BYU def. Oklahoma, 25-17, 25-21, 25-18  
 Washington def. Hawaii, 20-25, 25-20, 19-25, 27-25, 15-11  
 Nebraska def. UNI, 25-21, 25-16, 25-21  
 Texas def. Texas A&M, 25-16, 19-25, 25-19, 25-18  
 Florida def. Col. of Charleston, 25-20, 25-16, 25-14  
 Wichita St. def. Kansas, 23-25, 25-16, 25-19, 25-21  
 Southern California def. Saint Mary's (CA), 28-26, 25-16, 25-19  
 Michigan St. def. UCLA, 25-17, 29-27, 18-25, 25-22  
 Michigan def. Louisville, 25-15, 22-25, 25-22, 27-25  
 Iowa St. def. North Carolina, 25-22, 18-25, 23-25, 25-16, 15-13  
 Stanford def. Western Ky., 25-15, 25-23, 25-15.

#### Regional Semifinals

Penn St. def. Kentucky, 25-18, 25-21, 25-12  
 Minnesota def. Purdue, 23-25, 26-24, 25-23, 25-21  
 Oregon def. BYU, 25-23, 25-21, 22-25, 25-12  
 Nebraska def. Washington, 25-14, 25-21, 25-23  
 Texas def. Florida, 25-22, 26-24, 25-17  
 Southern California def. Wichita St., 25-20, 25-19, 25-17  
 Michigan def. Michigan St., 25-16, 26-24, 26-24  
 Stanford def. Iowa St., 25-16, 25-19, 25-17.

#### Regional Finals

Penn St. def. Minnesota, 25-19, 19-25, 26-24, 25-18  
 Oregon def. Nebraska, 15-25, 25-22, 25-18, 25-17  
 Texas def. Southern California, 25-19, 25-22, 25-14  
 Michigan def. Stanford, 20-25, 25-20, 25-20, 25-20.

#### Semifinals

Oregon def. Penn St., 21-25, 30-28, 25-22, 25-19  
 Texas def. Michigan, 25-11, 21-25, 23-25, 25-12, 15-11.

#### Championship

Texas def. Oregon, 25-11, 26-24, 25-19.

## 2013

#### First Round

Texas def. Texas St., 25-13, 26-24, 25-16  
 Texas A&M def. UTSA, 26-24, 25-21, 25-18  
 American def. Georgia, 25-21, 25-13, 25-11  
 Duke def. Col. of Charleston, 25-14, 25-8, 23-25, 25-19  
 San Diego def. UC Santa Barbara, 26-24, 25-18, 25-14  
 Arizona def. New Mexico St., 25-14, 25-23, 25-19  
 Oregon def. Miami (FL), 25-16, 25-23, 25-17  
 Nebraska def. Fairfield, 25-15, 25-9, 25-17  
 Florida def. Jacksonville, 25-19, 25-15, 25-16  
 Florida St. def. Ga. Southern, 25-19, 25-20, 25-20  
 California def. North Carolina, 25-20, 25-18, 25-20  
 Wisconsin def. Milwaukee, 25-11, 25-14, 25-15  
 Illinois def. Morehead St., 25-22, 25-21, 25-16  
 Marquette def. Louisville, 25-23, 25-22, 25-19  
 Purdue def. Central Ark., 25-15, 25-17, 25-13  
 Missouri def. IUPUI, 25-22, 25-15, 25-18  
 Washington def. Alabama St., 25-11, 25-5, 25-16  
 LSU def. Michigan, 23-25, 9-25, 25-14, 25-19, 15-10  
 Creighton def. Arkansas, 22-25, 25-14, 25-22, 26-24  
 Kansas def. Wichita St., 25-23, 25-19, 20-25, 25-22  
 Hawaii def. Idaho St., 25-16, 19-25, 25-12, 25-13  
 BYU def. Arizona St., 21-25, 25-22, 25-17, 24-26, 15-10  
 CSUN def. Colorado St., 25-15, 25-21, 13-25, 18-25, 15-12  
 Southern California def. New Hampshire, 25-9, 25-10, 25-12  
 Stanford def. Hampton, 25-10, 25-10, 25-11  
 Oklahoma def. Alabama, 20-25, 25-19, 25-19, 25-23  
 Colorado def. Iowa St., 17-25, 25-16, 25-19, 25-21  
 Minnesota def. Radford, 25-11, 25-19, 25-8  
 Kentucky def. Duquesne, 25-23, 25-17, 25-17  
 Michigan St. def. Ohio, 25-21, 25-22, 25-19  
 Utah def. Yale, 27-29, 25-15, 26-24, 25-16  
 Penn St. def. LIU, 25-21, 25-21, 25-14.

#### Second Round

Texas def. Texas A&M, 25-14, 25-18, 15-25, 25-19  
 American def. Duke, 25-23, 26-24, 25-22  
 San Diego def. Arizona, 25-14, 25-19, 25-22  
 Nebraska def. Oregon, 25-22, 25-19, 25-22  
 Florida St. def. Florida, 25-15, 20-25, 22-25, 25-22, 15-9  
 Wisconsin def. California, 25-19, 25-18, 25-21  
 Illinois def. Marquette, 19-25, 25-17, 25-13, 25-13  
 Purdue def. Missouri, 25-18, 23-25, 25-16, 27-25  
 Washington def. LSU, 17-25, 25-18, 25-21, 25-19  
 Kansas def. Creighton, 25-20, 22-25, 25-22, 25-21  
 BYU def. Hawaii, 25-21, 25-17, 25-13  
 Southern California def. CSUN, 25-19, 25-18, 25-18  
 Stanford def. Oklahoma, 25-15, 25-19, 25-18  
 Minnesota def. Colorado, 25-20, 25-18, 17-25, 21-25, 15-9  
 Michigan St. def. Kentucky, 25-22, 21-25, 25-22, 25-20  
 Penn St. def. Utah, 25-14, 25-15, 25-11.

#### Regional Semifinals

Texas def. American, 24-26, 25-14, 25-16, 25-20  
 Nebraska def. San Diego, 25-20, 25-23, 25-22  
 Wisconsin def. Florida St., 25-15, 23-25, 25-22, 25-15  
 Purdue def. Illinois, 28-26, 25-20, 25-19  
 Washington def. Kansas, 25-18, 25-13, 26-24  
 Southern California def. BYU, 32-30, 25-13, 21-25, 25-16

Stanford def. Minnesota, 28-26, 25-23, 25-22  
Penn St. def. Michigan St., 22-25, 25-17, 25-17, 25-23.

### Regional Finals

Texas def. Nebraska, 25-19, 25-22, 25-23  
Wisconsin def. Purdue, 25-22, 23-25, 25-18, 25-21

Washington def. Southern California, 26-28, 23-25, 25-22, 25-18, 17-15

Penn St. def. Stanford, 22-25, 25-22, 28-26, 18-25, 15-11.

### Semifinals

Wisconsin def. Texas, 25-19, 25-18, 26-28, 25-23  
Penn St. def. Washington, 25-14, 25-13, 25-16.

### Championship

Penn St. def. Wisconsin, 25-19, 26-24, 20-25, 25-23

## 2014

### First Round

Stanford def. CSU Bakersfield, 25-21, 25-21, 25-18

Michigan St. def. LMU (CA), 25-15, 25-19, 21-25, 25-21

Oregon St. def. Creighton, 25-21, 26-24, 19-25, 25-21

Little Rock def. Kansas, 27-25, 19-25, 22-25, 25-18, 15-10

Illinois def. Murray St., 25-20, 25-9, 25-17

Iowa St. def. Western Ky., 25-13, 25-22, 26-24

Miami (FL) def. UCF, 25-22, 18-25, 25-10, 23-25, 15-10

Florida def. Alabama St., 25-13, 25-12, 25-12

Penn St. def. Siena, 25-17, 25-10, 25-5

Dayton def. American, 25-22, 25-18, 23-25, 29-27

Long Beach St. def. San Diego, 25-23, 25-23, 25-22

UCLA def. LIU, 25-23, 25-19, 25-18

Kentucky def. Oakland, 25-20, 28-26, 25-19

Ohio St. def. Lipscomb, 25-20, 25-14, 25-18

Illinois St. def. Marquette, 23-25, 19-25, 25-22, 25-22, 15-13

Wisconsin def. Western Mich., 25-9, 26-24, 25-10

Washington def. New Hampshire, 25-9, 25-6, 25-18

Hawaii def. Duke, 25-15, 25-19, 25-17

Utah def. Kansas St., 25-16, 25-16, 25-17

Nebraska def. Hofstra, 27-25, 25-23, 25-16

Arizona def. Yale, 25-12, 25-17, 25-19

BYU def. Seton Hall, 25-16, 25-18, 25-17

Alabama def. Samford, 17-25, 25-10, 23-25, 25-12, 15-8

Florida St. def. Jacksonville, 25-13, 25-21, 25-15

North Carolina def. Hampton, 25-18, 25-16, 25-7

Southern California def. Coastal Carolina, 25-20, 25-19, 25-11

LSU def. Oklahoma, 25-14, 25-23, 25-22

Oregon def. Santa Clara, 25-15, 25-17, 25-16

Colorado St. def. Denver, 25-21, 25-17, 25-22

Colorado def. Northern Colo., 25-19, 25-15, 24-26, 25-15

Arizona St. def. Texas A&M, 22-25, 25-20, 25-16, 25-22

Texas def. Northwestern St., 25-21, 25-15, 25-18

### Second Round

Stanford def. Michigan St., 25-20, 25-22, 24-26, 25-23

Oregon St. def. Little Rock, 25-15, 19-25, 22-25, 28-26, 19-17

Illinois def. Iowa St., 27-25, 25-18, 25-18

Florida def. Miami (FL), 13-25, 25-22, 25-20, 25-21

Penn St. def. Dayton, 25-20, 25-18, 25-16

UCLA def. Long Beach St., 27-25, 25-15, 25-14

Ohio St. def. Kentucky, 23-25, 25-18, 25-18, 25-19

Wisconsin def. Illinois St., 25-17, 25-19, 25-19  
Washington def. Hawaii, 25-20, 19-25, 25-16, 25-14

Nebraska def. Utah, 25-23, 25-22, 23-25, 17-25, 15-11

BYU def. Arizona, 22-25, 25-20, 25-23, 25-23

Florida St. def. Alabama, 25-18, 25-22, 25-19

North Carolina def. Southern California, 23-25, 27-25, 25-23, 25-15

Oregon def. LSU, 25-22, 21-25, 25-20, 25-20

Colorado St. def. Colorado, 25-22, 25-21, 23-25, 24-26, 16-14

Texas def. Arizona St., 25-19, 25-20, 25-22

### Regional Semifinals

Stanford def. Oregon St., 25-20, 25-14, 22-25, 25-15

Florida def. Illinois, 25-22, 21-25, 22-25, 25-17, 16-14

Penn St. def. UCLA, 28-26, 25-16, 25-19

Wisconsin def. Ohio St., 25-20, 21-25, 22-25, 26-24, 15-12

Nebraska def. Washington, 20-25, 25-20, 25-22, 29-27

BYU def. Florida St., 25-20, 25-19, 19-25, 26-24

North Carolina def. Oregon, 25-23, 25-22, 23-25, 25-16

Texas def. Colorado St., 25-19, 25-18, 25-17

### Regional Finals

Stanford def. Florida, 25-17, 25-22, 25-21

Penn St. def. Wisconsin, 22-25, 25-16, 25-22, 25-19

BYU def. Nebraska, 25-21, 25-20, 25-21

Texas def. North Carolina, 25-21, 18-25, 25-20, 31-29

### Semifinals

#### Dec. 18 at Oklahoma City

BYU def. Texas, 25-23, 25-16, 17-25, 26-24

Penn St. def. Stanford, 25-16, 23-25, 25-22, 25-21

### Championship

#### Dec. 20 at Oklahoma City

Penn St. def. BYU, 25-21, 26-24, 25-14

## 2015

### First Round

Wichita St. def. Kansas St.

25-22, 17-25, 25-18, 25-20

Western Ky. def. Arizona, 25-22, 25-15, 25-17

Washington def. Denver, 25-12, 25-14, 25-12

North Carolina def. UNCW, 25-18, 25-21, 25-21

UCLA def. Lipscomb, 25-10, 25-22, 25-15

Texas A&M def. A&M-Corpus Christi, 25-16, 27-25, 25-15

Penn St. def. Howard, 25-16, 25-8, 25-17

Ohio St. def. Robert Morris, 25-13, 25-16, 25-11

Nebraska def. Harvard, 22-25, 25-15, 25-17, 25-19

Minnesota def. Jackson St., 25-9, 25-13, 25-17

Michigan def. Santa Clara, 20-25, 25-17, 25-17, 25-20

Michigan St. def. Arkansas St., 25-23, 25-17, 25-12

Marquette def. UNI, 25-17, 22-25, 25-11, 23-25, 15-9

Louisville def. Belmont, 25-20, 22-25, 25-23, 25-21

Illinois def. Southern Ill., 25-19, 25-15, 26-24

Hawaii def. TCU, 17-25, 25-23, 24-26, 25-21, 15-13

Dayton def. Villanova, 21-25, 26-24, 25-23, 25-23

Creighton def. Coastal Carolina, 29-27, 23-25, 25-22, 25-22

BYU def. Ohio, 19-25, 25-23, 25-17, 26-24

American def. Kentucky, 26-24, 25-17, 25-21

Wisconsin def. Oregon, 25-18, 21-25, 25-21, 25-19

Southern California def. Cleveland St., 25-16,

25-27, 25-14, 25-15

Florida def. New Hampshire, 25-15, 25-9, 25-15

Texas def. Fairfield, 25-18, 25-18, 25-17

Stanford def. New Mexico St., 25-20, 25-13, 25-17

San Diego def. Northern Ariz., 25-15, 2 5-19, 26-24

Purdue def. SMU, 25-27, 25-17, 28-26, 25-16

Missouri def. Missouri St., 21-25, 25-22, 25-21, 25-17

LMU (CA) def. Colorado St., 25-20, 16-25, 25-19, 25-15

Kansas def. Furman, 25-14, 25-21, 2 5-17

Iowa St. def. Miami (FL), 25-21, 26-24, 25-20

Florida St. def. Arizona St., 25-13, 25-17, 25-21

### Second Round

Minnesota def. Marquette, 25-23, 25-13, 25-21

Illinois def. Louisville, 15-25, 25-22, 25-18, 27-25

UCLA def. Michigan, 23-25, 24-26, 25-22, 25-20, 15-11

Hawaii def. Texas A&M, 25-22, 25-19, 25-20

Penn St. def. Dayton, 25-17, 13-25, 25-14, 25-17

Wisconsin def. Iowa St., 25-18, 25-15, 25-21

Florida def. Florida St., 23-25, 25-19, 25-23, 25-19

Texas def. Purdue, 25-14, 14-25, 25-19, 27-25

Southern California def. San Diego, 25-20, 25-23, 25-1

Washington def. Michigan St., 25-17, 20-25, 25-21, 25-13

Creighton def. North Carolina, 30-32, 25-18, 25-18, 25-14

Kansas def. Missouri, 25-16, 25-13, 27-25

LMU (CA) def. Stanford, 28-26, 25-16, 25-23

Ohio St. def. American, 25-23, 25-11, 25-17

BYU def. Western Ky., 25-23, 25-17, 25-20

### Regional Semifinals

Washington def. Ohio St., 23-25, 25-20, 25-18, 12-25, 15-8

Southern California def. Creighton, 25-27, 25-16, 25-16, 25-18

Florida def. Wisconsin, 25-17, 25-23, 19-25, 22-25, 15-12

Texas def. UCLA, 23-25, 25-22, 25-10, 25-20

Nebraska def. BYU, 26-24 25-17 25-23

Kansas def. LMU (CA), 25-19, 25-11, 21-25, 25-13

Minnesota def. Illinois, 25-22, 25-23, 25-17

Hawaii def. Penn St., 25-22, 27-25, 25-16

Nebraska def. Wichita St., 25-19, 25-19, 25-14

### Regional Finals

Texas def. Florida, 22-25, 25-22, 25-19, 20-25, 17-15

Nebraska def. Washington, 25-17, 21-25, 25-20, 25-21

Kansas def. Southern California, 25-18, 25-21, 22-25, 19-25, 15-13

Minnesota def. Hawaii, 25-18, 25-13, 24-26, 25-21

### Semifinals

#### Dec. 17 at Omaha

Nebraska def. Kansas, 25-20, 25-21, 20-25, 25-16

Texas def. Minnesota, 26-24, 27-25, 23-25, 25-21

### Championship

#### Dec. 19 at Omaha

Nebraska def. Texas, 25-23, 25-23, 25-21

## 2016

### First Round

Nebraska def. New Hampshire, 25-9, 25-23, 25-18

TCU def. Wichita St., 25-17, 25-23, 22-25, 25-20

Pittsburgh def. Dayton, 20-25, 25-19, 27-25, 25-19

Penn St. def. LIU, 25-8, 25-16, 25-6



Michigan St. def. Fairfield, 25-14, 25-13, 25-15  
 Arizona def. Cleveland St., 25-14, 15-17, 25-13  
 Kentucky def. Colorado St., 24-26, 25-22, 25-10, 25-17  
 Washington def. A&M-Corpus Christi, 25-18, 25-14, 25-14  
 Kansas def. Samford, 25-19, 25-21, 25-1)  
 Creighton def. UNI, 25-16, 25-20, 24-26, 14-25, 15-12  
 Oregon def. Miami (OH), 25-22, 25-17, 22-15, 25-19  
 Michigan def. American, 25-13, 25-23, 25-12  
 BYU def. Princeton, 25-22, 25-15, 25-23  
 UNLV def. Utah, 27-25, 25-21, 19-25, 25-20  
 SMU def. Texas A&M, 25-23, 25-23, 25-18  
 Texas def. UTRGV, 25-14, 25-16, 25-17  
 Wisconsin def. Howard, 25-11, 25-18, 25-10  
 Washington St. def. Marquette, 25-21, 22-25, 25-19, 25-20  
 Ohio St. def. Missouri St., 25-21, 25-13, 31-29  
 Kansas St. def. Lipscomb, 28-26, 25-15, 26-24  
 Florida def. Alabama St., 25-15, 25-13, 25-9  
 Florida St. def. Cincinnati, 20-25, 25-14, 25-23, 25-23  
 Boise St. def. Western Ky., 28-26, 25-22, 27-25  
 Stanford def. Denver, 25-12, 25-22, 25-20  
 North Carolina def. High Point, 25-13, 25-12, 25-23  
 Coastal Carolina def. James Madison, 19-25, 25-18, 25-18, 17-25, 15-9  
 Baylor def. San Diego, 16-25, 25-18, 17-25, 25-20, 15-13  
 UCLA def. Murray St., 21-15, 25-18, 25-15, 25-9  
 Missouri def. Northern Ill., 25-16, 25-13, 25-20  
 Purdue def. Iowa St., 26-24, 25-21, 25-13  
 Hawaii def. Southern California, 25-22, 25-20, 22-25, 16-25, 15-13)  
 Minnesota def. North Dakota, 25-21, 25-12, 25-20

**Second Round**  
 Nebraska def. TCU, 25-22, 25-12, 25-16  
 Penn St. def. Pittsburgh, 20-25, 25-16, 25-13, 25-18  
 Arizona def. Michigan St., 17-25, 25-16, 25-19, 24-26, 15-10  
 Washington def. Kentucky, 25-21, 25-11, 25-10  
 Creighton def. Kansas, 21-25, 25-20, 25-17, 16-25, 20-18  
 Michigan def. Oregon, 22-25, 24-17, 25-12, 25-17  
 BYU def. UNLV, 25-23, 25-21, 25-12  
 Texas def. SMU, 25-15, 25-18, 25-12  
 Wisconsin def. Washington St., 25-18, 25-18, 25-17  
 Ohio St. def. Kansas St., 25-20, 25-22, 22-25, 23-25, 17-15  
 Florida St. def. Florida, 13-25, 16-25, 25-23, 25-19, 25-12  
 Stanford def. Boise St., 25-11, 25-22, 25-18  
 North Carolina def. Coastal Carolina, 23-25, 25-19, 25-17, 25-16  
 UCLA def. Baylor, 25-21, 25-20, 25-20  
 Missouri def. Purdue, 25-13, 22-25, 25-16, 25-21  
 Minnesota def. Hawaii, 25-17, 25-17, 25-19

#### Regional Semifinals

Washington def. Arizona, 25-15, 25-22, 25-18  
 Texas def. BYU, 25-23, 25-14, 24-26, 22-25, 16-14  
 Creighton def. Michigan, 24-26, 25-21, 17-25, 25-20, 15-7  
 Stanford def. Florida St., 25-27, 25-20, 25-9, 25-23  
 Minnesota def. Missouri, 25-15, 21-25, 25-19, 25-14  
 Nebraska def. Penn St., 23-25, 23-25, 26-24, 25-19, 15-6  
 UCLA def. North Carolina, 23-25, 25-22, 25-23, 28-26  
 Wisconsin def. Ohio St., 25-15, 22-25, 29-31,

25-22, 15-13

#### Regional Finals

Texas def. Creighton, 25-19, 25-20, 25-11  
 Minnesota def. UCLA, 25-23, 25-20, 25-22  
 Nebraska def. Washington, 25-16, 25-10, 25-21  
 Stanford def. Wisconsin, 18-25, 24-26, 25-21, 25-21, 15-9

#### Semifinals

Stanford def. Minnesota, 26-24, 25-19, 22-25, 25-22

Texas def. Nebraska, 25-18, 25-23, 25-21

#### Championship

Stanford def. Texas, 25-21, 25-19, 18-25, 25-21

## 2017

#### First Round

Penn St. def. Howard, 25-10, 22-25, 25-15, 25-16  
 Pittsburgh def. VCU, 25-14, 25-20, 18-25, 25-13  
 Missouri def. Kansas, 25-23, 15-25, 25-15, 20-25, 15-10  
 Wichita St. def. Radford, 25-16, 25-18, 25-15)  
 Creighton def. Coastal Carolina, 25-20, 27-25, 20-25, 25-22  
 Michigan St. def. Missouri St., 25-19, 25-11, 25-15  
 Illinois def. Hawaii, 25-18, 25-17, 13-25, 24-26, 15-10  
 Washington def. LIU, 25-10, 25-13, 25-18  
 Nebraska def. Stony Brook, 25-10, 25-14, 25-12  
 Washington def. Florida St., 34-32, 25-14, 23-25, 25-13  
 Colorado def. James Madison, 25-21, 25-14, 25-12  
 Baylor def. Miami (OH), 25-19, 25-16, 25-21  
 BYU def. American, 25-11, 25-17, 25-16  
 Oregon def. Kennesaw St., 28-26, 25-19, 25-19  
 Western Ky. def. Notre Dame, 25-16, 25-18, 25-22  
 Kentucky def. ETSU, 25-19, 25-20, 25-21  
 Stanford def. CSU Bakersfield, 25-11, 25-15, 25-17  
 Colorado St. def. Michigan, 25-23, 23-25, 25-22, 26-24  
 Wisconsin def. Marquette, 27-25, 25-21, 25-11  
 Iowa St. def. Princeton, 25-21, 25-17, 25-14  
 Utah def. Cleveland St., 25-14, 25-21, 25-12  
 Purdue def. High Point, 25-21, 14-25, 25-22, 25-12  
 NC State def. Oregon St., 25-18, 19-25, 25-21, 21-25, 25-12  
 Texas def. Fairfield, 25-16, 25-18, 25-17  
 Minnesota def. North Dakota, 25-20, 25-15, 25-21  
 UNI def. Louisville, 25-21, 25-15, 27-25  
 San Diego def. LSU, 25-22, 24-26, 25-23, 25-21  
 Southern California def. Central Ark., 22-25, 25-23, 25-18, 25-12  
 UCLA def. Austin Peay, 25-10, 25-12, 25-15  
 Cal Poly def. Denver, 25-20, 25-13, 25-15  
 Miami (FL) def. Col. of Charleston, 25-21, 21-25, 25-20, 25-15  
 Florida def. Alabama St., 25-9, 25-13, 25-9

#### Second Round

Penn St. def. Pittsburgh, 25-20, 23-25, 25-22, 25-19  
 Missouri def. Wichita St., 25-23, 25-22, 21-25, 26-24  
 Michigan St. def. Creighton, 25-23, 19-25, 25-20, 25-16  
 Illinois def. Washington, 25-22, 17-25, 20-25, 25-17, 15-9  
 Nebraska def. Washington St., 25-13, 25-13, 25-18  
 Colorado def. Baylor, 25-12, 25-22, 25-20  
 BYU def. Oregon, 25-20, 25-21, 25-19  
 Kentucky def. Western Ky., 16-25, 22-25, 25-19, 25-21, 15-12  
 Stanford def. Colorado St., 25-14, 25-15, 25-9

Wisconsin def. Iowa St., 25-22, 25-20, 25-23  
 Utah def. Purdue, 25-23, 25-19, 13-25, 27-25  
 Texas def. NC State, 25-18, 25-15, 25-21  
 Minnesota def. UNI, 25-18, 20-25, 25-19, 25-17  
 Southern California def. San Diego, 25-22, 24-26, 25-22, 15-11  
 UCLA def. Cal Poly, 26-28, 25-19, 25-16, 25-18  
 Florida def. Miami (FL), 25-14, 19-25, 25-11, 25-23

#### Regional Semifinals

Penn St. def. Missouri, 25-17, 25-18, 25-19  
 Michigan St. def. Illinois, 25-23, 18-25, 25-17, 29-27  
 Nebraska def. Colorado, 25-19, 25-11, 25-21  
 Kentucky def. BYU, 20-25, 25-17, 22-25, 25-18, 15-9  
 Stanford def. Wisconsin, 22-25, 25-20, 25-21, 25-19  
 Texas def. Utah, 25-10, 16-25, 24-26, 25-21, 16-14  
 Southern California def. Minnesota, 25-23, 28-26, 25-16  
 Florida def. UCLA, 23-25, 25-17, 25-17, 25-17

#### Regional Finals

Florida def. Southern California, 25-23, 20-25, 18-25, 26-24, 15-11  
 Stanford def. Texas, 25-21, 25-21, 25-21  
 Penn St. def. Michigan St., 25-23, 25-17, 28-26  
 Nebraska def. Kentucky, 25-19, 25-22, 25-27, 25-22

#### Semifinals

Nebraska def. Penn St., 25-18, 23-25, 24-16, 28-26, 15-11  
 Florida def. Stanford, 25-22, 25-21, 18-25, 18-25, 15-10

#### Championships

Nebraska def. Florida, 25-22, 25-17, 18-25, 25-16  
*\*Missouri St. appearance vacated by the NCAA Committee on Infractions*

## 2018

#### First Round

Stanford def. Alabama St. 3-0 (25-10, 25-17, 25-15)  
 LMU (CA) def. Duke 3-0 (25-16, 25-22, 25-16)  
 Tennessee def. Colorado St. 3-2 (26-28, 20-25, 25-18, 25-21, 15-12)  
 Washington St. def. Northern Arizona 3-1 (25-23, 25-15, 22-25, 25-21)  
 Creighton def. South Dakota 3-0 (25-14, 25-14, 25-22)  
 Washington def. Saint Mary's (CA) 3-1 (25-22, 25-17, 24-26, 25-22)  
 Syracuse def. Yale 3-0 (25-22, 25-21, 25-16)  
 Penn St. def. Howard 3-0 (25-9, 25-9, 25-8)  
 Texas def. SFA 3-0 (25-14, 25-17, 25-21)  
 Texas St. def. Rice 3-1 (23-25, 25-22, 25-22, 27-25)  
 Michigan def. Navy 3-0 (25-23, 25-20, 25-10)  
 Pittsburgh def. Iona 3-0 (26-24, 25-18, 25-15)  
 FGCU def. UCF 3-2 (17-25, 25-22, 25-23, 14-25, 15-7)  
 Florida def. Florida St. 3-0 (25-21, 25-20, 25-13)  
 Utah def. Denver 3-0 (25-23, 25-18, 27-25)  
 BYU def. Stony Brook 3-0 (25-20, 25-13, 25-12)  
 Illinois def. Eastern Mich. 3-0 (25-14, 25-9, 25-20)  
 Louisville def. Dayton 3-0 (25-21, 25-23, 25-21)  
 Cincinnati def. Illinois St. 3-0 (25-19, 25-22, 25-22)  
 Marquette def. High Point 3-0 (25-11, 25-19, 25-15)  
 Southern California def. Samford 3-0 (25-18, 25-19, 25-14)  
 San Diego def. Cal Poly 3-1 (25-19, 25-18, 23-25, 25-22)  
 Pepperdine def. UNI 3-2 (25-22, 25-21, 19-25,

20-25, 15-13)  
 Wisconsin def. Green Bay 3-0 (25-9, 27-25, 25-15)  
 Nebraska def. Hofstra 3-0 (25-19, 25-12, 25-16)  
 Missouri def. Arizona 3-0 (25-17, 25-22, 25-18)  
 Purdue def. ETSU 3-0 (25-23, 25-7, 25-18)  
 Kentucky def. Murray St. 3-0 (25-18, 25-17, 25-19)  
 Oregon def. New Mexico St. 3-1 (25-22, 18-25, 25-21, 25-11)  
 Baylor def. Hawaii 3-2 (23-25, 23-25, 25-14, 26-24, 16-14)  
 South Carolina def. Colorado 3-2 (34-32, 19-25, 25-12, 13-25, 15-13)  
 Minnesota def. Bryant 3-0 (25-10, 25-16, 25-21)

## Second Round

Stanford def. LMU (CA) 3-0 (25-20, 25-15, 25-17)  
 Washington St. def. Tennessee 3-1 (30-28, 25-18, 19-25, 25-13)  
 Washington def. Creighton 3-0 (25-19, 25-21, 25-23)  
 Penn St. def. Syracuse 3-0 (25-13, 25-20, 25-16)  
 Texas def. Texas St. 3-0 (25-14, 25-17, 25-14)  
 Michigan def. Pittsburgh 3-2 (19-25, 25-22, 25-17, 21-25, 15-9)  
 Florida def. FGCU 3-0 (25-17, 25-13, 25-17)  
 BYU def. Utah 3-0 (25-16, 25-21, 25-18)  
 Illinois def. Louisville 3-1 (25-22, 26-28, 25-17, 25-18)  
 Marquette def. Cincinnati 3-0 (25-19, 25-21, 25-16)  
 San Diego def. Southern California 3-0 (27-25, 25-21, 25-19)  
 Wisconsin def. Pepperdine 3-1 (25-16, 25-12, 15-25, 25-13)  
 Nebraska def. Missouri 3-0 (25-14, 25-22, 25-18)  
 Kentucky def. Purdue 3-0 (25-20, 25-21, 25-14)  
 Oregon def. Baylor 3-2 (25-18, 13-25, 25-17, 22-25, 15-13)  
 Minnesota def. South Carolina 3-0 (25-12, 25-15, 25-15)

## Regional Semifinals

Stanford def. Washington St. 3-1 (25-17, 24-26, 25-14, 25-19)  
 Penn St. def. Washington 3-0 (26-24, 25-21, 25-21)  
 Texas def. Michigan 3-1 (25-10, 27-29, 29-27, 25-19)  
 BYU def. Florida 3-1 (23-25, 25-13, 25-17, 25-19)  
 Illinois def. Marquette 3-0 (25-19, 25-21, 25-16)  
 Wisconsin def. San Diego 3-0 (25-13, 25-16, 25-10)  
 Nebraska def. Kentucky 3-0 (25-17, 25-20, 25-23)  
 Oregon def. Minnesota 3-1 (21-25, 41-39, 25-14, 26-24)

## Regional Finals

Stanford def. Penn St. 3-1 (18-25, 25-23, 25-20, 25-16)  
 BYU def. Texas 3-0 (25-23, 25-23, 25-21)  
 Illinois def. Wisconsin 3-1 (25-19, 15-25, 25-22, 25-23)  
 Nebraska def. Oregon 3-0 (25-22, 25-23, 25-17)

## Semifinals

### Dec. 13 at Minneapolis

Nebraska def. Illinois 3-2 (22-15, 16-25, 25-23, 25-20, 15-11)  
 Stanford def. BYU 3-0 (25-15, 25-15, 25-18)

## Championship

### Dec. 15 at Minneapolis

Stanford def. Nebraska 3-2 (28-26, 22-25, 25-16, 15-25, 15-12)

# 2019

## First Round

UCF def. Florida St. 3-2 (25-19, 20-25, 20-25, 25-18, 15-8)  
 UC Santa Barbara def. Texas St. 3-1 (25-21, 25-21, 20-25, 25-14)  
 Rice def. Oklahoma 3-0 (25-18, 25-22, 25-19)  
 Louisville def. Samford 3-0 (25-21, 25-12, 25-22)  
 Florida def. Alabama St. 3-0 (25-10, 25-16, 25-20)  
 Texas A&M def. St. John's (NY) 3-0 (27-25, 25-21, 25-12)  
 Texas def. Albany (NY) 3-0 (25-9, 25-16, 25-15)  
 Western Ky. def. Kennesaw St. 3-0 (25-23, 25-20, 25-23)  
 Cincinnati def. VCU 3-1 (20-25, 25-22, 25-19, 25-23)  
 Marquette def. Dayton 3-0 (25-23, 25-19, 25-22)  
 Michigan def. Northern Ky. 3-0 (25-22, 25-15, 25-22)  
 Creighton def. Iowa St. 3-0 (25-22, 25-15, 25-19)  
 UCLA def. Notre Dame 3-0 (25-16, 25-19, 25-20)  
 Towson def. American 3-2 (25-23, 15-25, 25-22, 22-25, 15-12)  
 Missouri def. UNI 3-0 (25-11, 25-13, 25-14)  
 Utah def. Illinois 3-2 (25-23, 24-26, 25-27, 25-23, 15-10)  
 Southern California def. SFA 3-0 (25-18, 25-19, 25-16)  
 Pittsburgh def. Howard 3-0 (25-9, 25-21, 25-14)  
 Purdue def. Wright St. 3-0 (25-9, 25-22, 25-11)  
 Kentucky def. Southeast Mo. St. 3-0 (25-20, 25-15, 25-19)  
 Cal Poly def. Georgia 3-2 (23-25, 22-25, 25-20, 25-22, 15-10)  
 Penn St. def. Princeton 3-0 (25-21, 25-20, 25-19)  
 South Carolina def. Colorado St. 3-2 (27-25, 17-25, 25-22, 14-25, 18-16)  
 Baylor def. Sacred Heart 3-0 (25-20, 25-18, 25-8)  
 Nebraska def. Ball St. 3-0 (25-13, 25-18, 25-10)  
 Minnesota def. Fairfield 3-0 (25-13, 25-14, 25-11)  
 Wisconsin def. Illinois St. 3-0 (25-13, 25-14, 26-24)  
 BYU def. New Mexico St. 3-0 (25-7, 25-23, 25-19)  
 San Diego def. Washington St. 3-1 (25-21, 22-25, 25-19, 25-14)  
 Stanford def. Denver 3-0 (25-20, 25-11, 25-15)  
 Washington def. Winthrop 3-0 (25-23, 25-10, 25-10)  
 Hawaii def. Northern Colo. 3-1 (26-24, 24-26, 25-8, 25-15)

## Second Round

Louisville def. Western Ky. 3-2 (21-25, 25-21, 25-22, 21-25, 15-5)  
 Florida def. UCF 3-0 (25-21, 25-18, 25-17)  
 Texas A&M def. Rice 3-1 (26-28, 32-30, 25-20, 25-15)  
 Texas def. UC Santa Barbara 3-2 (25-22, 19-25, 18-25, 25-18, 15-10)  
 Kentucky def. Michigan 3-0 (25-19, 25-19, 25-20)  
 Penn St. def. Towson 3-1 (22-25, 25-16, 25-17, 25-20)  
 Cincinnati def. Pittsburgh 3-2 (24-26, 25-21, 16-25, 25-21, 15-13)  
 Purdue def. Marquette 3-1 (22-25, 25-16, 25-17, 25-13)  
 Minnesota def. Creighton 3-2 (25-13, 19-25, 15-25, 26-24, 15-10)  
 Nebraska def. Missouri 3-1 (20-25, 25-20, 32-30, 25-18)  
 Utah def. BYU 3-0 (25-15, 25-15, 25-15)  
 Baylor def. Southern California 3-0 (25-23, 25-17, 25-22)  
 Wisconsin def. UCLA 3-0 (25-18, 25-21, 25-14)  
 Stanford def. Cal Poly 3-0 (25-13, 25-16, 25-17)

Washington def. South Carolina 3-0 (25-23, 26-24, 25-8)  
 Hawaii def. San Diego 3-0 (25-23, 25-21, 25-21)

## Regional Semifinals

Purdue def. Baylor 3-1 (25-12, 23-25, 25-15, 25-17)  
 Washington def. Kentucky 3-1 (25-16, 26-24, 15-25, 25-22)  
 Louisville def. Texas 3-2 (25-22, 25-22, 17-25, 18-25, 15-12)  
 Nebraska def. Hawaii 3-0 (29-27, 25-22, 25-19)  
 Wisconsin def. Texas A&M 3-0 (25-20, 25-17, 25-23)  
 Minnesota def. Florida 3-2 (23-25, 25-14, 16-25, 25-15, 15-11)  
 Penn St. def. Cincinnati 3-2 (20-25, 25-17, 23-25, 25-12, 15-11)  
 Stanford def. Utah 3-2 (22-25, 25-14, 25-10, 12-25, 15-11)

## Regional Finals

Baylor def. Washington 3-1 (25-20, 21-25, 25-19, 25-18)  
 Minnesota def. Louisville 3-0 (25-21, 25-14, 25-16)  
 Wisconsin def. Nebraska 3-0 (25-18, 25-22, 25-19)  
 Stanford def. Penn St. 3-0 (25-22, 25-15, 25-17)

## Semifinals

### Dec. 19 at Pittsburgh

Wisconsin def. Baylor 3-1 (25-27, 25-21, 25-17, 25-19)  
 Stanford def. Minnesota 3-0 (25-19, 25-22, 25-22)

## Championship

### Dec. 21 at Pittsburgh

Stanford def. Wisconsin 3-0 (25-16, 25-17, 25-20)

# 2020

## First Round

[Weber St. def. Bowling Green 3-1 \(25-18, 22-25, 25-22, 25-21\)](#)  
[UCLA def. Rider 3-0 \(25-12, 25-8, 25-9\)](#)  
[Missouri def. South Dakota 3-0 \(25-21, 25-17, 25-15\)](#)  
[Morehead St. def. Creighton 3-2 \(22-25, 25-23, 25-23, 14-25, 15-13\)](#)  
[Texas St. def. Utah Valley 3-1 \(25-21, 25-16, 20-25, 25-22\)](#)  
[Pepperdine def. UMBC 3-0 \(25-7, 25-22, 26-24\)](#)  
[N.C. A&T def. Rice \(no contest. N.C. A&T advances\)](#)  
[Wright St. def. Samford 3-0 \(25-20, 25-12, 25-15\)](#)  
[Georgia Tech def. Lipscomb 3-1 \(25-21, 16-25, 25-21, 25-19\)](#)  
[Pittsburgh def. LIU 3-0 \(26-24, 25-11, 25-10\)](#)  
[San Diego def. A&M-Corpus Christi 3-0 \(25-13, 25-15, 25-18\)](#)  
[Dayton def. Towson 3-0 \(25-15, 25-16, 25-16\)](#)  
[High Point def. UCF 3-2 \(22-25, 25-19, 25-21, 23-25, 15-11\)](#)  
[Notre Dame def. Army West Point 3-1 \(23-25, 25-22, 25-17, 25-11\)](#)  
[Western Ky. def. Jackson St. 3-0 \(25-12, 25-16, 25-12\)](#)  
[UNLV def. Illinois St. 3-1 \(25-21, 25-21, 20-25, 25-17\)](#)

## Second Round

[Wisconsin def. Weber St. 3-0 \(25-17, 25-19, 25-15\)](#)  
[BYU def. UCLA 3-0 \(26-24, 31-29, 25-17\)](#)  
[Ohio St. def. Missouri 3-0 \(25-17, 25-20, 25-21\)](#)  
[Florida def. Morehead St. 3-0 \(25-14, 25-19, 25-19\)](#)

Nebraska def. Texas St. 3-0 (25-18, 25-17, 25-20)  
 Baylor def. Pepperdine 3-2 (25-21, 22-25, 17-25, 27-25, 15-10)  
 Penn St. def. N.C. A&T 3-0 (25-11, 25-19, 25-15)  
 Texas def. Wright St. 3-0 (25-12, 25-16, 25-16)  
 Minnesota def. Georgia Tech 3-0 (25-19, 25-21, 25-18)  
 Pittsburgh def. Utah 3-0 (25-16, 25-18, 25-19)  
 Louisville def. San Diego 3-1 (14-25, 25-23, 25-17, 29-27)  
 Washington def. Dayton 3-2 (25-18, 25-23, 24-26, 21-25, 15-11)  
 Purdue def. High Point 3-0 (26-24, 25-18, 25-19)  
 Oregon def. Notre Dame 3-0 (25-17, 25-22, 25-13)  
 Western Ky. def. Washington St. 3-2 (25-22, 25-20, 21-25, 17-25, 15-10)  
 Kentucky def. UNLV 3-0 (25-16, 25-19, 25-18)

#### Regional Semifinals

Wisconsin def. BYU 3-0 (25-20, 25-17, 25-12)  
 Florida def. Ohio St. 3-1 (25-20, 26-24, 23-25, 25-16)  
 Nebraska def. Baylor 3-0 (25-21, 25-17, 25-19)  
 Texas def. Penn St. 3-1 (23-25, 25-18, 30-28, 25-17)  
 Pittsburgh def. Minnesota 3-2 (21-25, 25-23, 20-25, 25-21, 15-11)  
 Washington def. Louisville 3-2 (25-23, 21-25, 21-25, 25-14, 15-13)  
 Purdue def. Oregon 3-1 (25-17, 25-16, 22-25, 26-24)  
 Kentucky def. Western Ky. 3-0 (25-20, 25-16, 25-10)

#### Regional Finals

Wisconsin def. Florida 3-2 (30-28, 18-25, 25-22, 18-25, 15-12)  
 Texas def. Nebraska 3-1 (25-22, 19-25, 25-15, 25-21)  
 Washington def. Pittsburgh 3-2 (20-25, 21-25, 25-16, 26-24, 15-9)  
 Kentucky def. Purdue 3-0 (25-23, 25-20, 25-16)

#### Semifinals

##### April 22 at Omaha

Texas def. Wisconsin 3-0 (26-24, 25-19, 25-23)  
 Kentucky def. Washington 3-1 (25-18, 23-25, 25-23, 25-17)

##### Championship

##### April 24 at Omaha

Kentucky def. Texas 3-1 (20-25, 25-18, 25-23, 25-22)

## 2021

#### First Round

Miami (FL) def. South Ala. 3-1 (23-25, 25-20, 29-27, 25-19)  
 Dayton def. Marquette 3-1 (25-20, 25-21, 24-26, 25-23)  
 Rice def. San Diego 3-0 (25-20, 25-19, 25-20)  
 Kansas def. Oregon 3-0 (25-21, 25-21, 25-22)  
 Washington St. def. Northern Colo. 3-0 (25-17, 25-15, 25-20)  
 Purdue def. Illinois St. 3-0 (25-21, 25-17, 25-11)  
 Florida def. Florida A&M 3-0 (25-11, 25-14, 25-8)  
 Creighton def. Ole Miss 3-0 (25-21, 25-15, 25-13)  
 Texas def. Sacred Heart 3-0 (25-19, 25-17, 25-19)  
 Baylor def. A&M Corpus Christi 3-0 (25-22, 25-12, 26-24)  
 Ball St. def. Michigan 3-2 (25-17, 22-25, 25-18, 27-25, 15-8)  
 Penn St. def. Towson 3-1 (25-11, 25-27, 25-20, 25-21)  
 Western Ky. def. South Carolina 3-0 (25-20, 25-13, 25-19)  
 Tennessee def. North Carolina 3-1 (25-20, 25-19, 24-26, 25-15)  
 Illinois def. West Virginia 3-1 (23-25, 25-12,

25-22, 25-20)  
 Florida St. def. Kansas St. 3-0 (25-20, 25-16, 25-17)  
 Stanford def. Iowa St. 3-1 (25-19, 23-25, 25-18, 25-17)  
 FGCU def. Texas Tech 3-2 (14-25, 16-25, 25-23, 25-15, 15-7)  
 Utah def. Utah Valley 3-1 (25-16, 22-25, 23-25, 15-25)  
 Pittsburgh def. UMBC 3-0 (25-23, 25-13, 25-18)  
 Louisville def. UIC 3-0 (25-11, 25-20, 25-11)  
 Georgia Tech def. The Citadel 3-0 (25-21, 25-15, 28-26)  
 Ohio St. def. Howard 3-0 (25-12, 25-7, 25-10)  
 Hawaii def. Mississippi St. 3-2 (17-25, 25-14, 25-13, 21-25, 15-11)  
 Kentucky def. Southeast Mo. St. 3-0 (25-15, 25-14, 25-19)  
 UCF def. Pepperdine 3-1 (25-19, 25-23, 24-26, 25-22)  
 Wisconsin def. Colgate 3-0 (25-12, 25-15, 25-14)  
 Nebraska def. Campbell 3-0 (25-14, 25-14, 25-17)  
 Minnesota def. South Dakota 3-0 (25-19, 25-22, 25-17)  
 BYU def. Boise St. 3-0 (25-6, 25-19, 25-10)  
 UCLA def. Fairfield 3-0 (29-27, 25-23, 26-24)  
 Washington def. Brown 3-0 (25-15, 25-13, 25-20)

#### Second Round

Purdue def. Dayton 3-2 (25-27, 19-25, 25-15, 25-6, 15-5)  
 Florida def. Miami (FL) 3-0 (25-15, 25-20, 25-16)  
 Baylor def. Washington St. 3-0 (27-25, 25-21, 25-20)  
 Kansas def. Creighton 3-1 (25-13, 26-24, 19-25, 25-22)  
 Texas def. Rice 3-0 (25-21, 25-23, 25-19)  
 Illinois def. Kentucky 3-1 (25-22, 20-25, 25-10, 25-21)  
 Ohio St. def. Tennessee 3-1 (25-18, 14-25, 25-21, 25-21)  
 Louisville def. Ball St. 3-0 (29-27, 25-11, 25-19)  
 Wisconsin def. FGCU 3-0 (25-17, 25-20, 25-15)  
 Pittsburgh def. Penn St. 3-1 (25-22, 23-25, 25-22, 25-23)  
 Minnesota def. Stanford 3-0 (25-20, 25-18, 25-17)  
 Nebraska def. Florida St. 3-0 (25-20, 25-22, 25-17)  
 BYU def. Utah 3-1 (17-25, 25-22, 25-23, 25-23)  
 UCLA def. UCF 3-2 (25-27, 25-13, 19-25, 25-22, 15-7)  
 Georgia Tech def. Western Ky. 3-0 (25-21, 25-18, 25-23)  
 Washington def. Hawaii 3-0 (25-16, 25-14, 25-13)

#### Regional Semifinals

Purdue def. BYU 3-2 (25-12, 16-25, 21-25, 25-13, 18-16)  
 Pittsburgh def. Kansas 3-0 (25-19, 25-21, 25-18)  
 Louisville def. Florida 3-0 (25-16, 25-22, 25-12)  
 Minnesota def. Baylor 3-2 (26-28, 25-22, 20-25, 25-23, 15-10)  
 Georgia Tech def. Ohio St. 3-0 (25-22, 26-24, 25-21)  
 Wisconsin def. UCLA 3-0 (25-16, 25-18, 25-17)  
 Texas def. Washington 3-2 (19-25, 20-25, 25-22, 25-9, 15-9)  
 UNLV def. UTEP 3-1 (15-25, 25-21, 25-18, 25-17)  
 Nebraska def. Illinois 3-0 (25-12, 25-21, 25-17)

#### Regional Finals

Pittsburgh defeats Purdue 3-1 (25-20, 28-30, 25-20, 25-15)  
 Louisville defeats Georgia Tech 3-1 (25-18, 21-25, 25-21, 25-20)  
 Wisconsin def. Minnesota 3-0 (25-18, 26-24, 25-22)  
 Nebraska def. Texas 3-1 (25-19, 25-23, 23-25, 25-21)

#### Semifinals

##### Dec. 16 at Columbus

Wisconsin def. Louisville 3-2 (25-23, 15-25, 25-21, 23-25, 15-9)  
 Nebraska def. Pittsburgh 3-1 (16-25, 25-17, 25-20, 25-22)

##### Championship

##### Dec. 18 at Columbus

Wisconsin def. Nebraska 3-2 (22-25, 31-29, 25-23, 23-25, 15-12)

## 2022

#### First Round

Texas def. FDU 3-0 (25-6, 25-13, 25-13)  
 Georgia def. Towson 3-1 (25-10, 25-23, 21-25, 25-20)  
 Georgia Tech def. Wright St. 3-0 (25-13, 25-14, 25-17)  
 Marquette def. Ball St. 3-0 (25-20, 25-17, 25-17)  
 Ohio St. def. Tennessee St. 3-0 (25-10, 25-14, 25-15)  
 Southern California def. High Point 3-0 (25-19, 25-19, 25-20)  
 UNI def. Florida St. 3-0 (26-24, 25-19, 25-21)  
 Minnesota def. Southeastern La. 3-0 (25-21, 25-18, 25-14)  
 San Diego def. Northern Colo. 3-1 (25-21, 25-14, 21-25, 25-11)  
 Washington St. def. UNLV 3-0 (26-24, 25-19, 25-18)  
 Western Ky. def. Bowling Green 3-0 (25-20, 25-23, 25-20)  
 Kentucky def. Loyola Chicago 3-0 (25-17, 25-14, 25-20)  
 Auburn def. Creighton 3-2 (21-25, 25-21, 25-20, 16-25, 15-11)  
 Houston def. South Dakota 3-2 (25-14, 25-19, 18-25, 23-25, 15-11)  
 LSU def. Hawaii 3-1 (21-25, 25-19, 25-20, 25-22)  
 Stanford def. Pepperdine 3-1 (25-11, 25-18, 18-25, 25-20)  
 Wisconsin def. Quinnipiac 3-0 (25-15, 25-9, 25-4)  
 TCU def. Washington 3-1 (25-18, 24-26, 25-20, 25-21)  
 UCF def. Yale 3-0 (25-22, 25-16, 25-17)  
 Penn St. def. UMBC 3-0 (25-14, 25-17, 25-12)  
 Florida def. Florida A&M 3-0 (25-15, 25-15, 25-9)  
 Iowa St. def. FGCU 3-2 (25-14, 25-19, 23-25, 16-25, 15-12)  
 BYU def. James Madison 3-0 (25-20, 25-10, 25-15)  
 Pittsburgh def. Colgate 3-0 (25-16, 25-14, 25-14)  
 Nebraska def. Delaware St. 3-0 (25-15, 25-9, 25-10)  
 Kansas def. Miami (FL) 3-0 (25-17, 25-18, 25-20)  
 Arkansas def. Utah St. 3-0 (25-19, 25-14, 25-15)  
 Oregon def. LMU (CA) 3-0 (25-17, 25-22, 25-15)  
 Baylor def. SFA 3-0 (25-13, 25-18, 25-15)  
 Rice def. Colorado 3-1 (26-24, 24-26, 25-16, 25-14)  
 Purdue def. Tennessee 3-2 (14-25, 25-14, 22-25, 25-22, 15-11)  
 Louisville def. Samford 3-0 (25-9, 25-13, 25-12)

#### Second Round

Texas def. Georgia 3-0 (25-14, 25-16, 25-15)  
 Marquette def. Georgia Tech 3-0 (25-23, 25-20, 25-19)  
 Ohio St. def. Southern California 3-0 (25-21, 25-17, 25-16)  
 Minnesota def. UNI 3-0 (25-18, 25-16, 25-15)  
 San Diego def. Washington St. 3-1 (25-19, 25-22, 21-25, 25-15)  
 Kentucky def. Western Ky. 3-0 (25-17, 25-16, 25-21)  
 Houston def. Auburn 3-2 (25-27, 25-15, 12-25,



---

[25-23, 15-8\)](#)  
[Stanford def. LSU 3-0 \(25-11, 25-15, 25-21\)](#)  
[Wisconsin def. TCU 3-0 \(25-9, 25-11, 25-23\)](#)  
[Penn St. def. UCF 3-1 \(19-25, 25-18, 25-22,](#)  
[25-21\)](#)  
[Florida def. Iowa St. 3-0 \(25-19, 25-23, 25-14\)](#)  
[Pittsburgh def. BYU 3-0 \(25-21, 25-22, 25-18\)](#)  
[Nebraska def. Kansas 3-1 \(25-14, 25-18, 19-25,](#)  
[26-24\)](#)  
[Oregon def. Arkansas 3-1 \(19-25, 25-20, 25-20,](#)  
[25-9\)](#)  
[Baylor def. Rice 3-2 \(16-25, 25-22, 25-23, 14-25,](#)  
[15-11\)](#)  
[Louisville def. Purdue 3-0 \(25-19, 25-21, 25-23\)](#)  
**Regional Semifinals**  
[Texas def. Marquette 3-1 \(25-14, 25-13, 19-25,](#)  
[25-17\)](#)  
[Ohio St. def. Minnesota 3-1 \(22-25, 25-21, 25-21,](#)  
[25-19\)](#)  
[San Diego def. Kentucky 3-0 \(25-22, 25-19,](#)  
[25-18\)](#)  
[Stanford def. Houston 3-0 \(26-24, 25-16, 25-17\)](#)  
[Wisconsin def. Penn St. 3-2 \(25-21, 25-19, 23-25,](#)  
[20-25, 15-8\)](#)  
[Pittsburgh def. Florida 3-1 \(25-20, 25-21, 17-25,](#)  
[25-22\)](#)  
[Oregon def. Nebraska 3-2 \(14-25, 26-24, 22-25,](#)  
[32-30, 15-11\)](#)  
[Louisville def. Baylor 3-0 \(25-23, 25-16, 25-17\)](#)  
**Regional Finals**  
[Texas def. Ohio St. 3-1 \(25-18, 21-25, 25-13,](#)  
[25-21\)](#)  
[San Diego def. Stanford 3-2 \(19-25, 25-22,](#)  
[19-25, 25-23, 15-9\)](#)  
[Pittsburgh def. Wisconsin 3-2 \(23-25, 25-21,](#)  
[25-21, 19-25, 15-13\)](#)  
[Louisville def. Oregon 3-2 \(25-23, 23-25, 13-25,](#)  
[27-25, 15-6\)](#)  
**Semifinals**  
**Dec. 15 at Omaha**  
[Texas def. San Diego 3-1 \(26-28, 25-16, 25-18,](#)  
[25-20\)](#)  
[Louisville def. Pittsburgh 3-2 \(25-18, 23-25,](#)  
[25-22, 22-25, 15-2\)](#)  
**Championship**  
**Dec. 17 at Omaha**  
[Texas def. Louisville 3-0 \(25-22, 25-14, 26-24\)](#)

BRACKETS



1981 Division I Women's  
VOLLEYBALL CHAMPIONSHIP













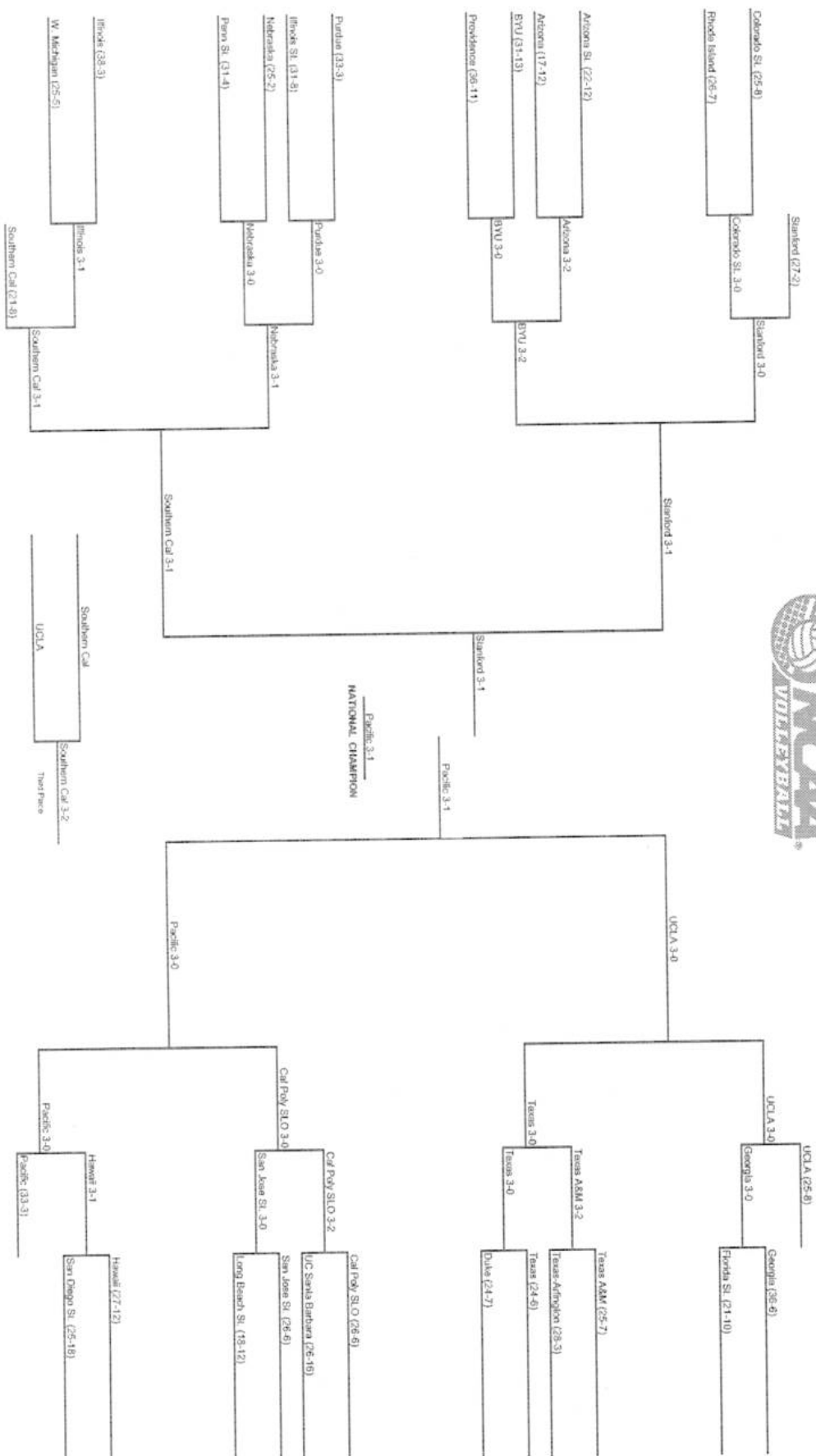






# 1985 Division I Women's VOLLEYBALL CHAMPIONSHIP

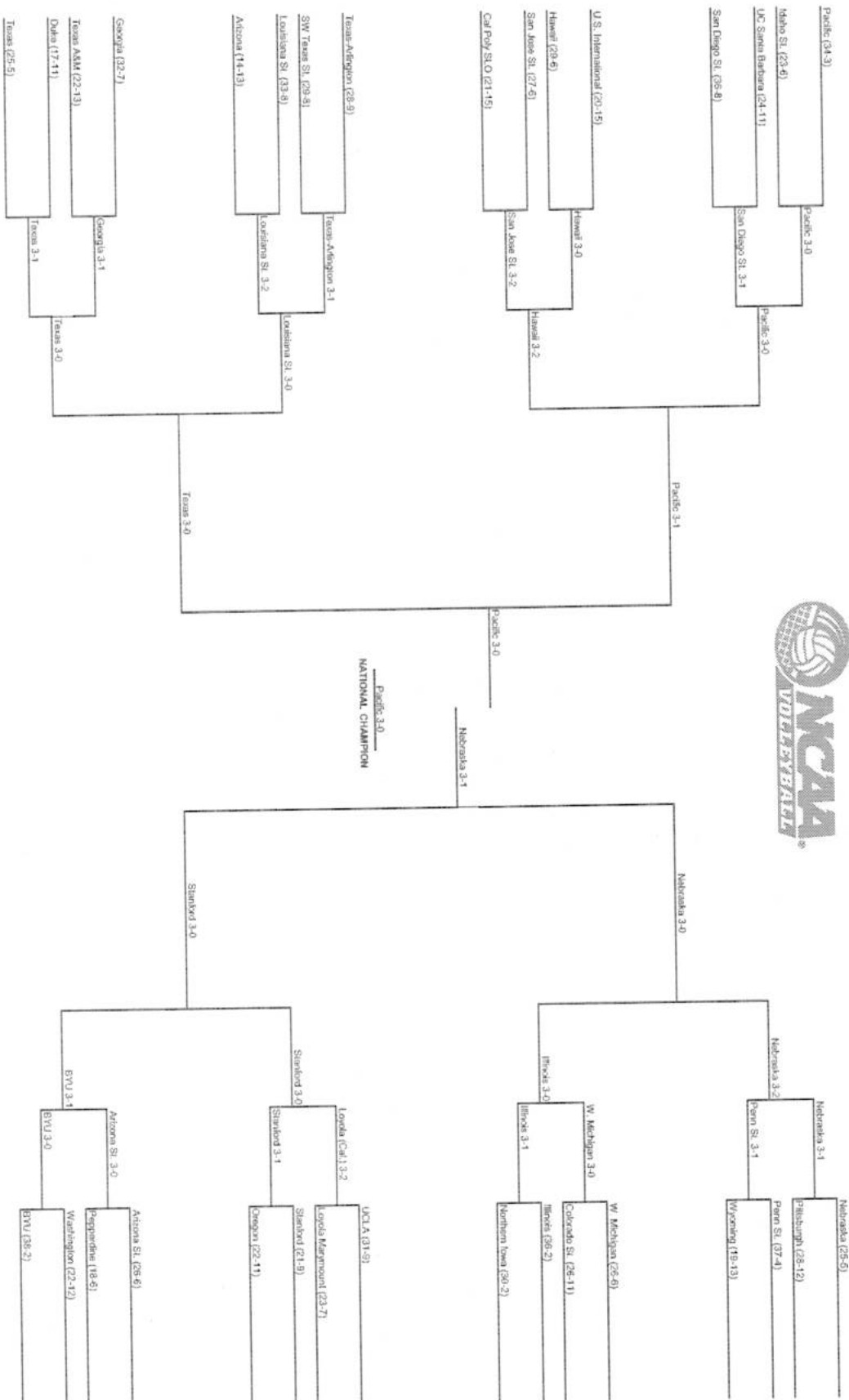
First Round Regional Semifinals Regionals Finals Championship Semifinals National Championship Semifinals Regional Finals Regional Semifinals First Round





# 1986 Division I Women's VOLLEYBALL CHAMPIONSHIP

First Round      Regional Semifinals      Regional Finals      Championship Semifinals      National Championship      Championship Semifinals      Regional Finals      Regional Semifinals      First Round





# 1987 Division I Women's VOLLEYBALL CHAMPIONSHIP

First Round

Regional

Regionals

Championship

National  
Championship

Championship  
Semifinals

Regional Finals

Regional Semifinals

First Round

Hawaii (32-2)

Arizona (18-12)

Cal Poly SLO (18-11)

UC Santa Barbara (24-15)

Hawaii 3-0

Cal Poly SLO 3-1

Hawaii 3-0

San Jose St. (20-9)

Idaho St. (31-4)

Long Beach St. (23-13)

Pacific (28-3)

San Jose St. 3-0

Pacific 3-0

Pacific 3-0

Hawaii 3-1

Hawaii 3-0

Stanford 3-2

Illinois (28-6)

Philadelphia (37-5)

Ohio State (26-7)

Western Mich. (27-5)

Illinois 3-1

Western Mich. 3-0

Illinois 3-2

Illinois 3-0

Hawaii 3-0  
NATIONAL CHAMPION

Northern Iowa (34-4)

Nebraska (28-4)

Purdue (23-13)

Penn St. (27-8)

Nebraska 3-0

Purdue 3-0

Nebraska 3-0

Texas 3-1

Texas 3-0

Florida 3-2

Texas (22-9)

Florida St. (22-9)

Texas (28-5)

SU (25-10)

Texas Arlington 3-0

Kentucky 3-1

Kentucky 3-1

Texas Arlington (21-6)

Arizona St. (16-14)

North Caro. St. (24-6)

Kentucky (28-1)

BYU 3-1

BYU 3-0

UCLA 3-1

UCLA 3-1

BYU 32-4

Pasadena 10-11

California 18-14

UCLA 27-9

Stanford 3-1

Stanford 3-0

Stanford 3-0

Stanford 3-0

Stanford 3-0

Stanford 3-0

Colorado State (25-5)

Southern California (18-10)

Oregon (17-10)

Stanford (25-6)











# 1990 Division I Women's VOLLEYBALL CHAMPIONSHIP

First Round

Regional Semifinals

Regional Finals

Championship

National  
Championship

Championship  
Semifinals

Regional Finals

Regional Semifinals

First Round

UCLA (31-1)

Genoa (25-6)

Penn State (25-5)

New Mexico (21-6)

UCLA 3-0

New Mexico 3-0

UCLA 3-2

WEST

Baylor (26-7)

San Diego St. (23-11)

Wyoming (19-9)

Stanford (25-3)

San Diego St. 3-1

Stanford 3-0

Stanford 3-1

UCLA 3-0

UCLA 3-0

Pacific 3-1

Texas Tech (28-2)

Texas A&M (18-18)

Louisiana St. (31-6)

Louisiana (31-6)

Texas Tech 3-0

Louisiana St. 3-0

Louisiana St. 3-0

SOUTH

Louisiana St. 3-2

Kentucky (21-11)

Penn St. (25-9)

Maryland (22-11)

Texas (28-3)

Kentucky 3-1

Texas 3-0

Texas 3-0



MIDWEST

Penn St. 3-0

Penn St. 3-0

Wisconsin 3-0

Penn St. (42-0)

Purdue (21-10)

Illinois (21-11)

Wisconsin (28-7)

Ohio St. (23-7)

Pittsburgh (31-5)

Miami (Ohio) (25-5)

Nebraska (29-2)

Pittsburgh 3-0

Nebraska 3-0

Nebraska 3-0

Hawaii (27-5)

SW Missouri St. (24-7)

San Jose St. (21-7)

Long Beach St. (28-8)

Hawaii 3-0

Long Beach St. 3-1

Long Beach St. 3-0

Long Beach St. 3-0

NORTHWEST

UC Santa Barbara (21-9)

Idaho St. (22-9)

Montana (24-6)

Pacific (26-6)

UC Santa Barbara 3-0

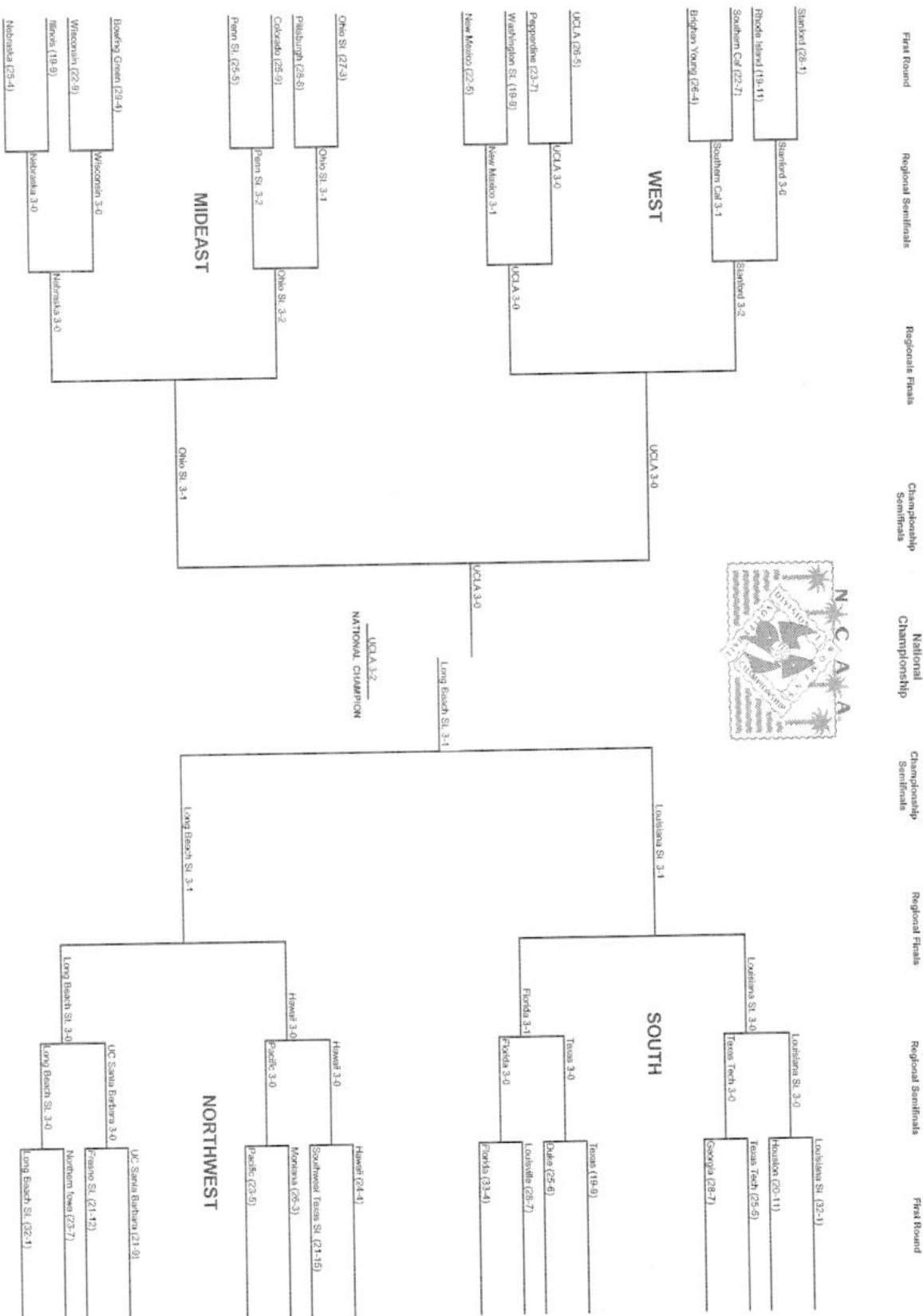
Idaho St. 3-0

Pacific 3-0

Pacific 3-0




# 1991 Division I Women's VOLLEYBALL CHAMPIONSHIP





# 1992 Division I Women's VOLLEYBALL



**First Round**  
December 3, 4 or 5

**Regionals**  
December 10-13

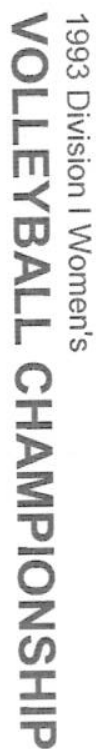
**Semifinals**  
December 17

**Finals**  
December 19



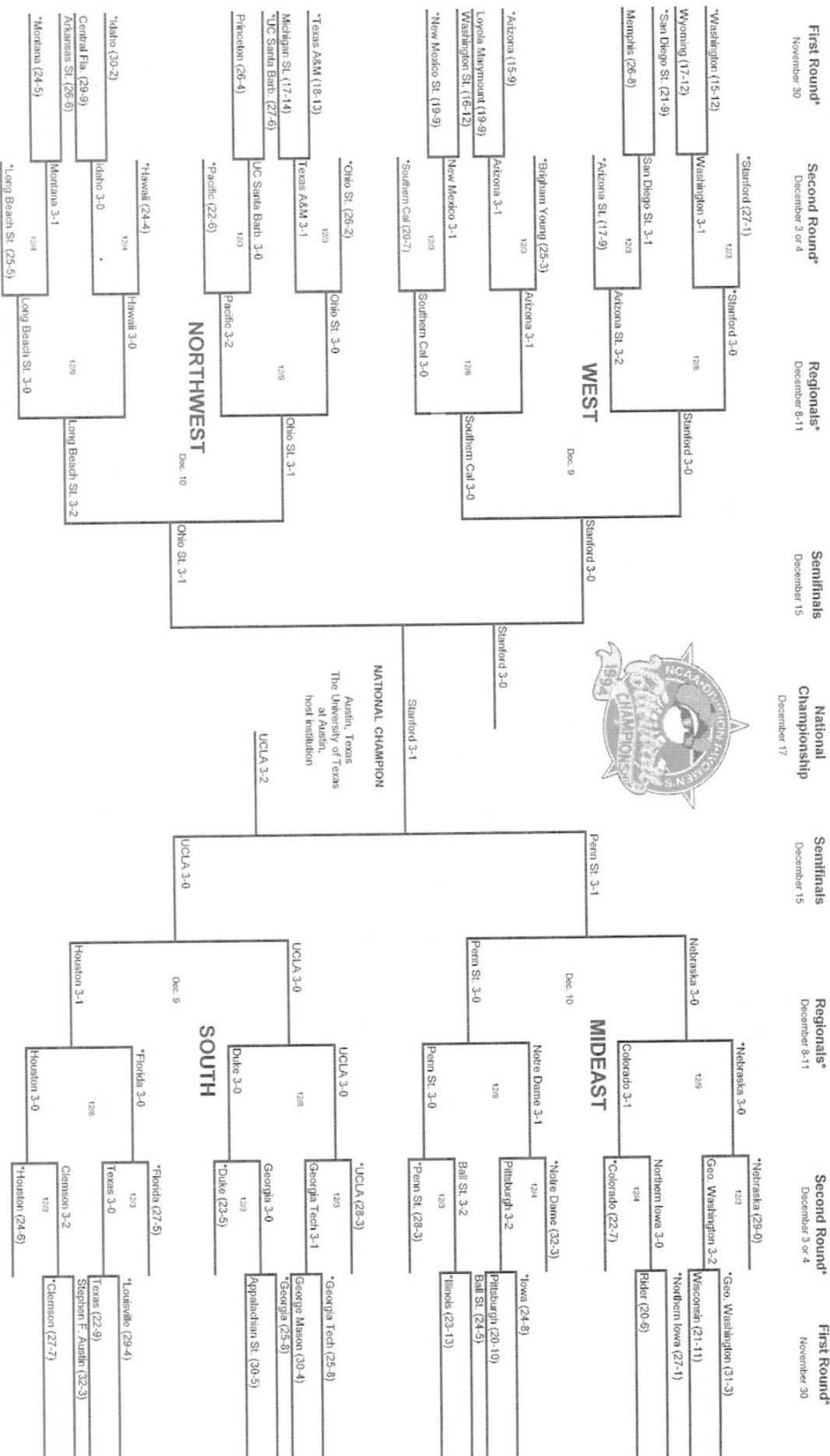
\*First-round & regional matches will be played  
on the campus of one of the participating institutions.







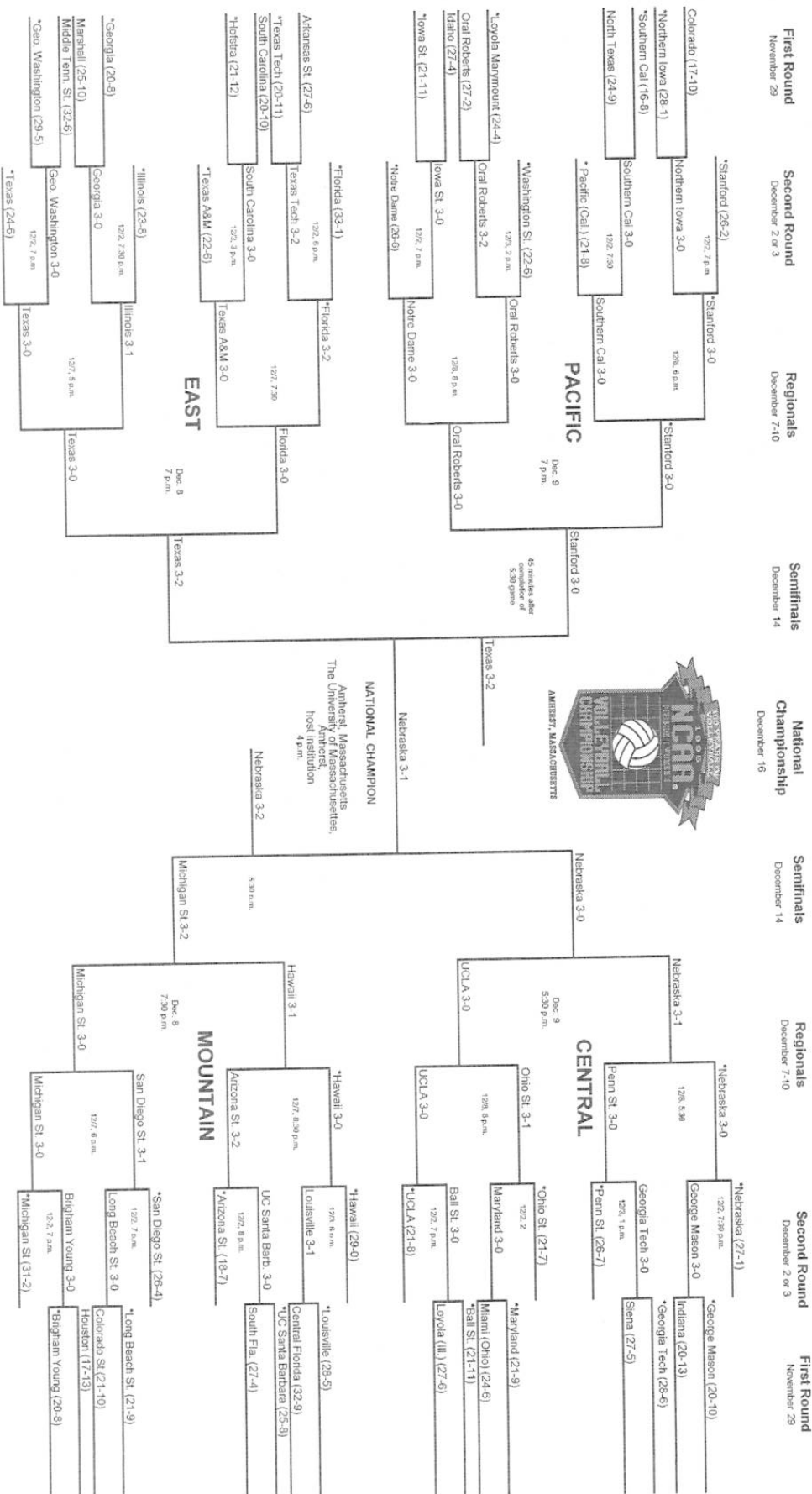
# 1994 Division I Women's VOLLEYBALL CHAMPIONSHIP



\*First- and second-round & regional matches will be played on the campus of one of the participating institutions.

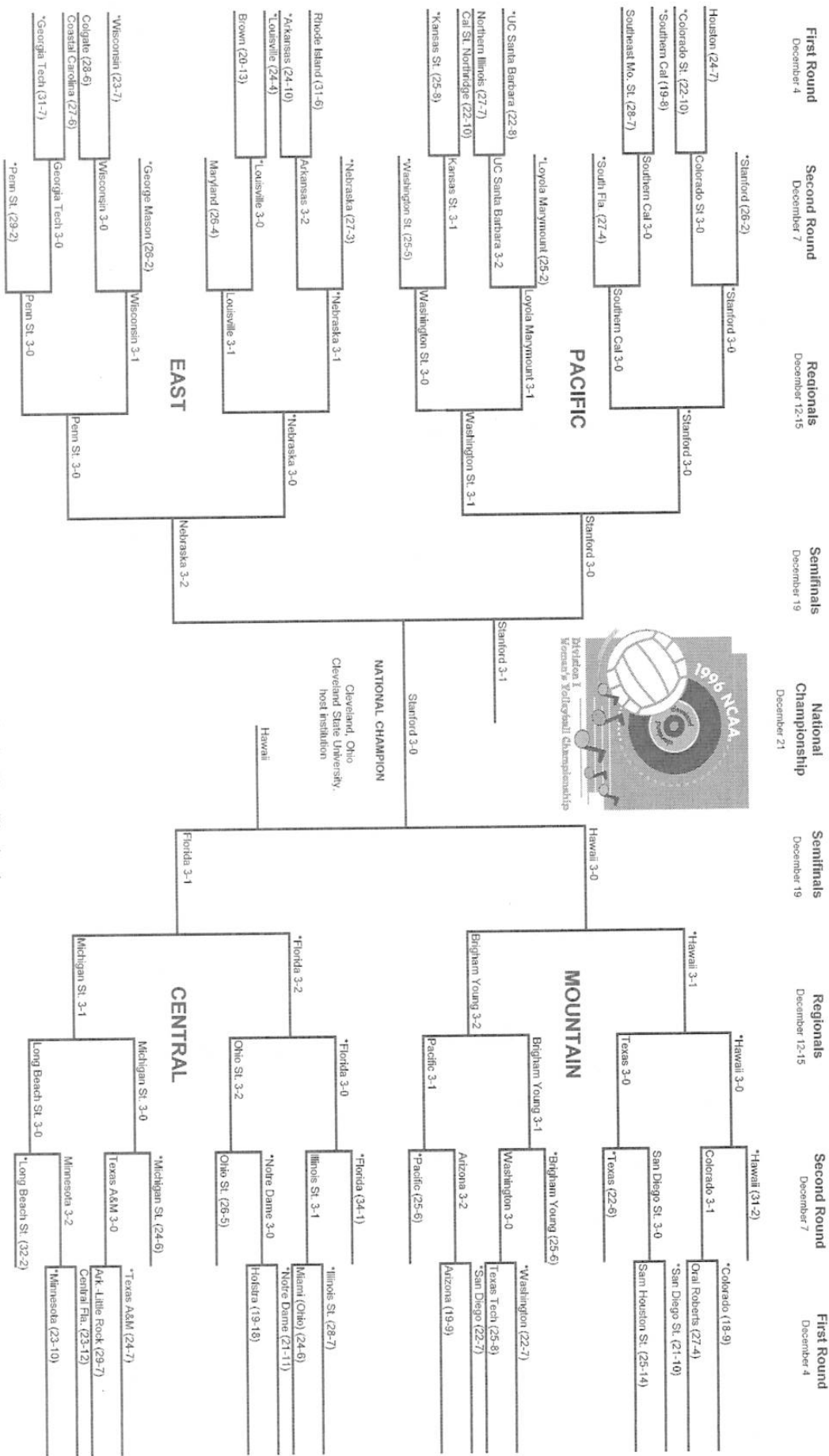


1995 Division I Women's  
**VOLLEYBALL CHAMPIONSHIP**





# 1996 Division I Women's VOLLEYBALL CHAMPIONSHIP



\*First- and second-round & regional matches will be played on the campus of one of the participating institutions.





# 1997 Division I Women's VOLLEYBALL CHAMPIONSHIP

## First and Second Rounds

## Regionals

December 11-12, 12-13 or 13-14

## Semifinals

December 18

## National Championship

December 20

## Semifinals

December 18

## Regionals

December 11-12, 12-13 or 13-14

## First and Second Rounds



## EAST

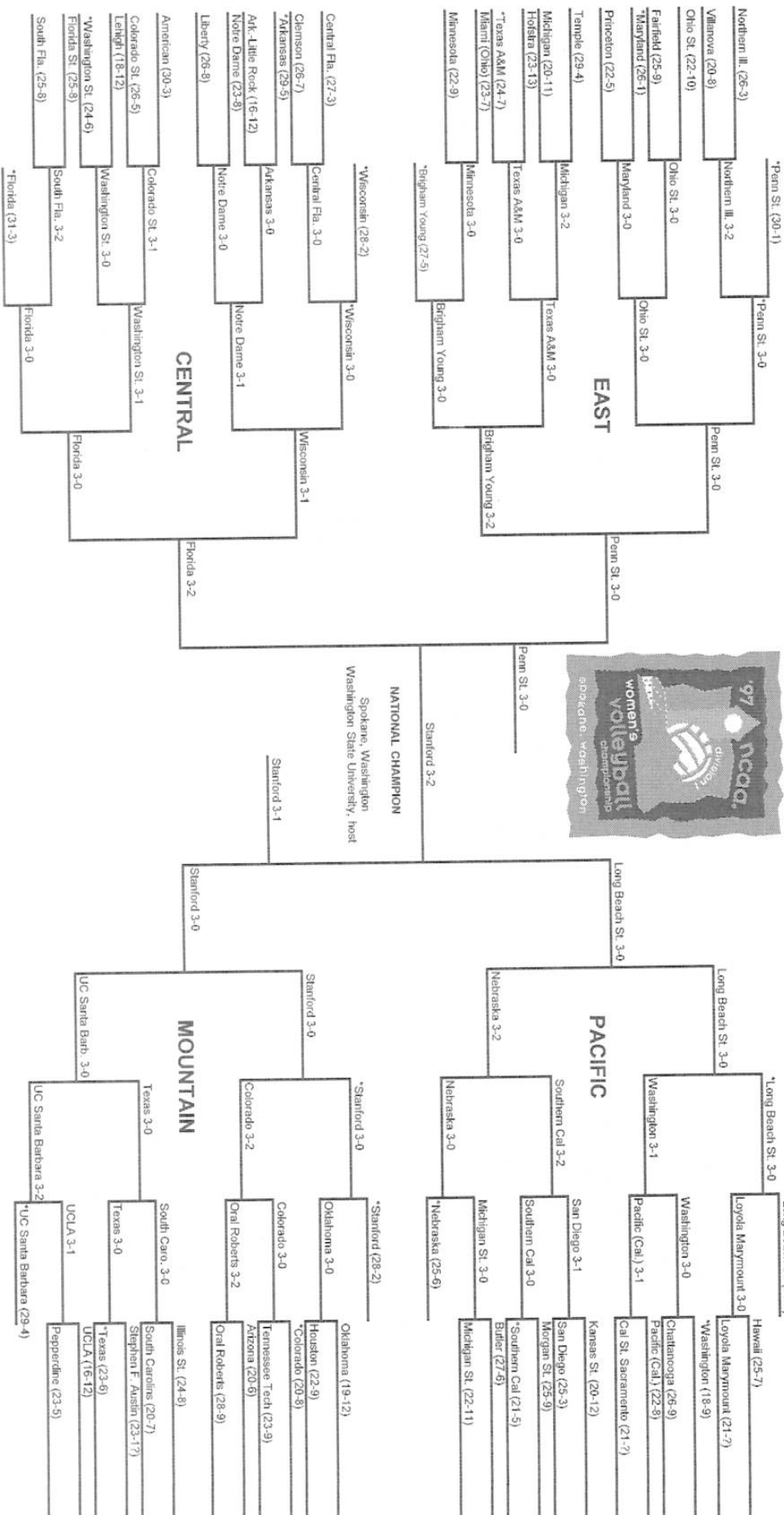
## PACIFIC

## CENTRAL

## MOUNTAIN

## NATIONAL CHAMPION

Spartan, Washington  
Washington State University, host



\*First and second-round & regional matches will be played on the campus of one of the participating institutions.

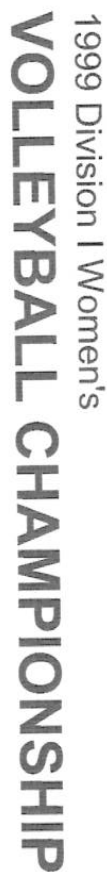




# 1998 Division I Women's VOLLEYBALL CHAMPIONSHIP



\*First- and second-round & regional matches will be played on the campus of one of the participating institutions.



1999 Division I Women's  
**VOLLEYBALL CHAMPIONSHIP**

**First and Second Rounds**  
December 2-3, 3-4 or 4-5



\*First- and second-round & regional matches will be played on the campus of one of the participating institutions.



2000 Division I Women's  
**VOLLEYBALL CHAMPIONSHIP**

**First and Second Rounds**  
November 30-1, December 1-2 or 2-3

number 30-1, December 1-2 or 2-3







**First and Second Rounds**  
November 29-30, November 30-December 1  
or December 1-2





## 2002 Division I Women's

## December 5-6 or 6-7 or 7-8

## December 12-13 or 13-14 or 14-15

## December 19

## December 21

## December 12

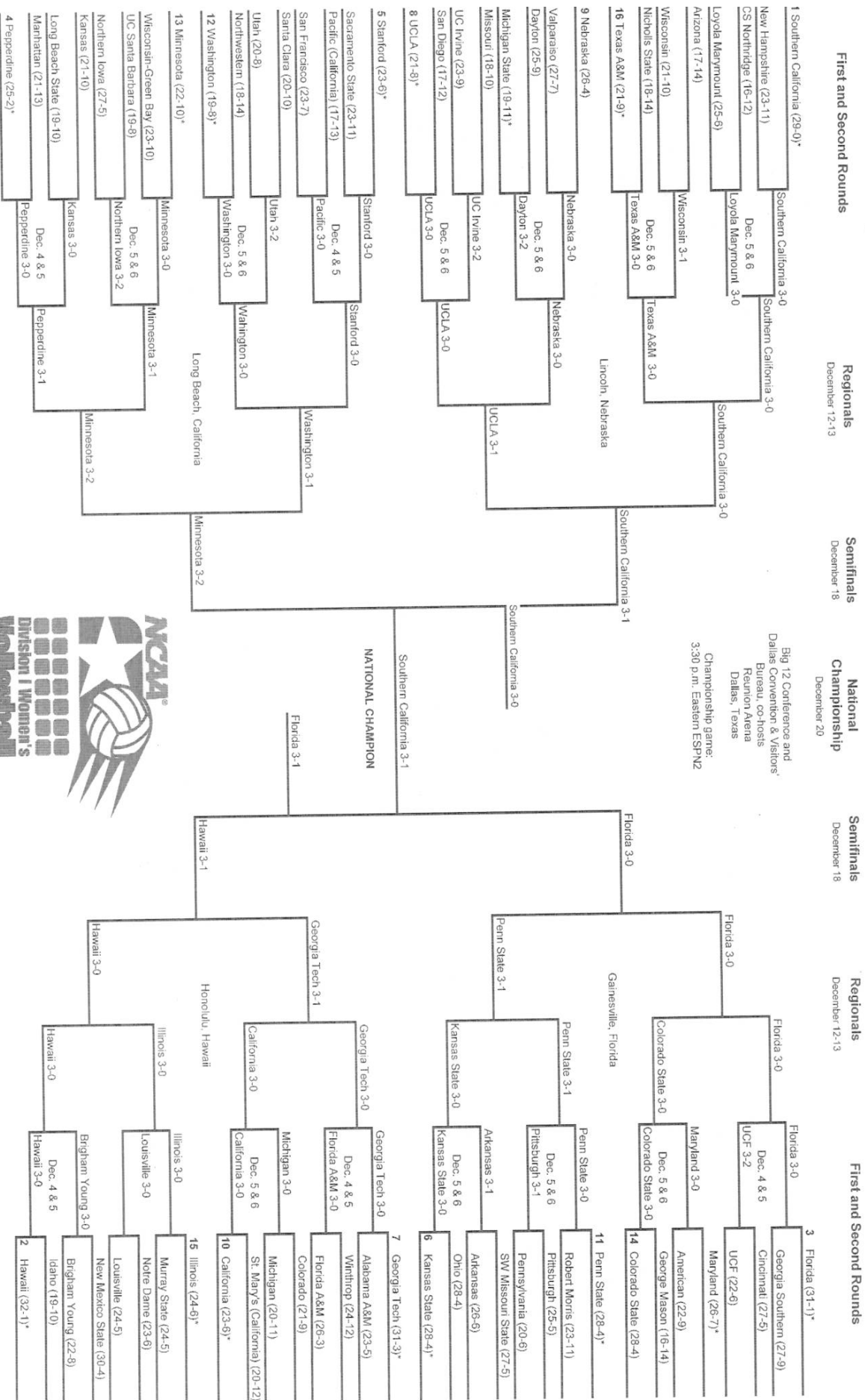
## December 12-13 or 13-14 or 14-15







## 2003 Division I Women's



\*First- and second-round matches will be played on the campus of one of the participating institutions.





## 2004 Division I Women's



\*First- and second-round matches will be played on the campus of one of the participating institutions.  
Refer to [www.ncaa.org](http://www.ncaa.org) for broadcast information including ESPN2 tape delay times for national semifinals.





## 2005 Division I Women's

## December 1-2 or 2-3

## December 9-10

## December 15

## December 17

## December 19

## December 9-10



\*First- and second-round matches will be played on the campus of one of the participating institutions





## 2006 Division I Women's

**Regionals**  
December 8-9

**Regionals**  
December 8-9

**Semifinals**  
December 14

**Semifinals**  
December 14

**National  
Championship**  
December 16

**National  
Championship**  
December 16

**Semifinals**  
December 14

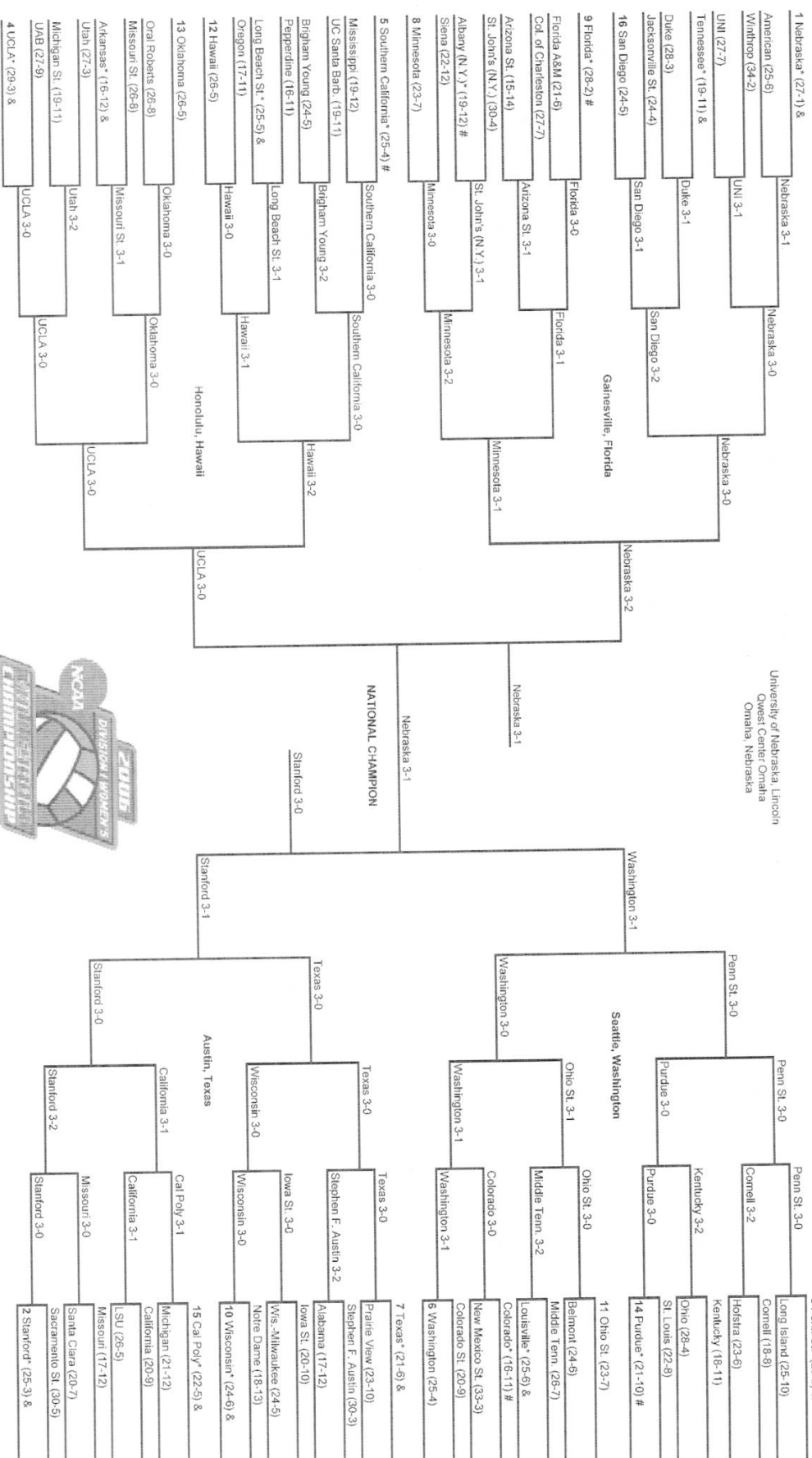
**Semifinals**  
December 14

**Regionals**  
December 8-9

**Regionals**  
December 8-9

**First and Second Rounds**  
November 30-December 1 or 1-2

**First and Second Rounds**  
November 30-December 1 or 1-2



\* - First- and second-round matches will be played on the campus of one of the participating institutions  
# - 1st/2nd Round played on Thursday, November 30 and Friday, December 1  
8- 1st/2nd Round played on Friday, December 1 and Saturday, December 2





**First and Second Rounds**  
November 30-December 1

November 30-December 1



57





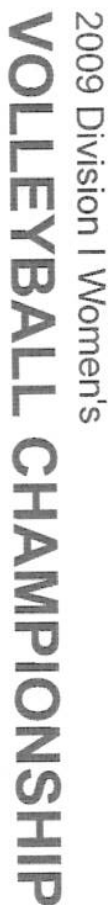
### First and Second Rounds

December 4-5, 5-6 or 6-7

December 4-5, 5-6 or 6-7



58

Regionals  
December 11-12

8 - First and Second Rounds Played Dec. 5-6



First and Second Rounds  
December 2-3, 3-4 or 4-5



60



December 1-2 or 2-3



100%









# 2013 Division I Women's VOLLEYBALL CHAMPIONSHIP

First and Second Rounds December 5-6 or December 6-7		Regionals December 13-14		Semifinals December 19		National Championship December 21		Semifinals December 19		Regionals December 13-14		First and Second Rounds December 5-6 or December 6-7	
**Texas (23-2)	1	Texas 3-0										3 **Washington (26-2)	
Texas St. (24-12)	8 p.m.									Washington 3-0		10:30 p.m.	Alabama St. (25-15)
UTSA (24-7)	8 p.m.	Texas 3-1								LSU (18-12)		8 p.m.	Michigan (18-13)
Texas A&M (18-11)	5:30 p.m.	Texas A&M 3-0								Washington 3-1	10 p.m.		
										Creighton 3-1	7:30 p.m.		
Georgia (22-9)	5:30 p.m.	American 3-0								Kansas 3-1			
American (32-2)	6 p.m.									Creighton 3-1	7:30 p.m.		
Col. of Charleston (25-5)	7:30 p.m.	Duke 3-1								Kansas 3-1			
**Duke (27-4)	16									BYU 3-0	12 a.m. (12/8)		
**San Diego (24-3)	9	San Diego 3-0								BYU 3-2			
UC Santa Barbara (18-10)	10:30 p.m.									Cal St. Northridge 3-2	8 p.m.		
New Mexico St. (22-10)	8 p.m.	Arizona 3-0								Southern California 3-0	10 p.m.		
Arizona (20-12)	8 p.m.									Southern California 3-0	10:30 p.m.		
Oregon (19-11)	5:30 p.m.	Oregon 3-0								Cal St. Northridge 3-2	8 p.m.		
Miami (FL) (19-11)	8 p.m.	Neb. 3-0								Southern California 3-0	10:30 p.m.		
Fairfield (19-12)	8 p.m.	Neb. 3-0								BYU (22-6)	10 p.m.		
**Nebraska (23-6)	8									Arizona St. (19-13)	10 p.m.		
										BYU (22-6)	10 p.m.		
*Florida (27-3)	5	Florida 3-0								Colorado St. (28-1)			
Jacksonville (30-3)	7 p.m.	Florida St. 3-2								Cal St. Northridge (23-6)	8 p.m.		
Ga. Southern (28-5)	5 p.m.	Florida St. 3-0								New Hampshire (20-12)	10:30 p.m.		
Florida St. (24-7)	5 p.m.									Southern California 3-0	6 *Southern California (26-5)		
North Carolina (27-4)	6 p.m.	California 3-0								Stanford 3-0	7 *Stanford (24-5)		
California (17-12)	7 p.m.									Stanford 3-0	10 p.m.		
Milwaukee (18-10)	8:30 p.m.	Wisconsin 3-0								Colorado 3-1	5:30 p.m.		
**Wisconsin (23-9)	12									Minnesota 3-0	8 p.m.		
**Illinois (16-14)	13	Illinois 3-0								Minnesota 3-0	8 p.m.		
Morehead St. (27-7)	8 p.m.	Illinois 3-1								Kentucky 3-0	7:30 p.m.		
Louisville (23-7)	5:30 p.m.	Marquette 3-0								Michigan St. 3-0	7 p.m.		
Marquette (25-5)	5:30 p.m.									Michigan St. 3-0	7 p.m.		
Purdue (20-11)	5:30 p.m.	Purdue 3-0								Utah 3-1	7:30 p.m.		
Central Ark. (27-3)	8:30 p.m.	Purdue 3-1								Penn St. 3-0	7:30 p.m.		
IUPUI (19-13)	7:30 p.m.	Missouri 3-0								Utah (20-12)	5 p.m.		
**Missouri (34-0)	4									Yale (20-4)	5 p.m.		
										LIV Brooklyn (23-7)	7:30 p.m.		
										**Penn St. (28-2)	2		

University of Washington and the  
Seattle Sports Commission, hosts  
KeyArena  
Seattle, Washington

Penn St. 3-1

NATIONAL CHAMPION

9:30 p.m. ET  
ESPN2/WatchesPN

Penn St. 3-0

9:30 p.m. ET  
ESPN2/WatchesPN

Stanford 3-0

Minnesota 3-2

Leighton, Kentucky  
Semifinal 1 Dec. 13: 5 p.m. ET/ESPN3  
Semifinal 2 Dec. 13: 7 p.m. ET/ESPN3  
Regional Final Dec. 14: 4 p.m. ET/ESPN2/WatchesPN

Michigan St. 3-1

5 p.m.

Penn St. 3-0

Utah 3-1

Yale (20-4)

LIV Brooklyn (23-7)

\*\*Penn St. (28-2)



\*Host institution: Thursday/Friday, Dec. 5-6  
\*\* Host institution: Friday/Saturday, Dec. 6-7  
All times are ET



## 2014 NCAA Division I Women's Volleyball Championship

First/Second Rounds		Regionals		Semifinals	Championship	Semifinals	Regionals		First/Second Rounds
December 4-5 or December 5-6		December 12-13		December 18	December 20	December 18	December 12-13		December 4-5 or December 5-6
1 **Stanford (29-1) 10 p.m. Bakersfield (16-14)	Stanford 3-0	Stanford 3-1	Stanford 3-1	Stanford 3-0					3 **Washington (29-2) 10 p.m. New Hampshire (20-11)
Michigan St. (18-13) 7:30 p.m. Loyola Marymount (23-7)	Michigan St. 3-1						Washington 3-1 10 p.m. Hawaii 3-0		Hawaii (21-14) 8 p.m. Duke (22-7)
Creighton (25-8) 5 p.m. Oregon St. (19-12)	Oregon St. 3-1	Stanford 3-1 6 p.m.					Nebraska 3-1 9:30 p.m. Nebraska 3-2		Utah 3-0 8 p.m. Kansas St. (22-8)
UALR (29-4) 7:30 p.m. **Kansas (22-8)	UALR 3-2	Oregon St. 3-2					Nebraska 3-0 8 p.m. Hofstra (28-5)		Utah (19-12) 5:30 p.m. **Nebraska (23-9)
9 **Illinois (24-7) 8 p.m. Murray St. (26-5)	Illinois 3-0	Hilton Coleburn, Ames, Iowa Semifinal 1 Dec. 12, 6 p.m. ET/ESPN3 Semifinal 2 Dec. 12, 8 p.m. ET/ESPN Regional Final Dec. 13, 9 p.m. ET/ESPN/WatchESPN	Stanford 3-0				Astate Airlines Arena, Seattle, Washington Semifinal 1 Dec. 12, 7 p.m. ET/ESPN3 Semifinal 2 Dec. 12, 9:30 p.m. ET/ESPN Regional Final Dec. 13, 11:30 p.m. ET/ESPN/WatchESPN	Arizona 3-0 7:30 p.m. BYU (25-4)	*Arizona (23-9) 8:30 p.m. Vale (18-7)
Western Ky. (30-5) 5:30 p.m. Iowa St. (18-9)	Iowa St. 3-0	Illinois 3-0 8 p.m.					BYU 3-1 7 p.m. Florida St. 3-0	Alabama 3-2 7 p.m. Florida St. 3-0	Seton Hall (28-7) 6 p.m. BYU (25-4)
Miami (FL) (21-8) 4:30 p.m. UCF (25-7)	Miami 3-2	Florida 3-2					BYU 3-1 7 p.m. Alabama 3-2	Alabama (25-7) 4:30 p.m. Sanford (20-12)	Alabama (25-7) 4:30 p.m. Sanford (20-12)
Alabama St. (20-18) 7 p.m. **Florida (25-5)	Florida 3-0	Florida 3-1					Alabama 3-2 7 p.m. Florida St. 3-0	Jacksonville (19-14) 7 p.m. Florida St. (25-2)	Jacksonville (19-14) 7 p.m. Florida St. (25-2)
5 **Penn St. (30-3) 7:30 p.m. Sienna (18-14)	Penn St. 3-0		Chesapeake Energy Arena Oklahoma City, Oklahoma 9:30 p.m. LIVE ESPN2/WatchESPN				North Carolina 3-1 6 p.m. Southern California 3-0	**North Carolina (28-2) 6:30 p.m. Hampton (21-10)	**North Carolina (28-2) 6:30 p.m. Hampton (21-10)
American (26-6) 5 p.m. Dayton (29-5)	Dayton 3-1	Penn St. 3-0 7 p.m.					North Carolina 3-1 7 p.m. LSU 3-0	North Carolina 3-0 6 p.m. Southern California 3-0	Coastal Caro. (25-6) 4:30 p.m. Southern California (15-15)
Long Beach St. (26-4) 8:30 p.m. San Diego (19-11)	Long Beach St. 3-0						Oregon 3-1 7 p.m. Oregon 3-0	Oregon 3-0 7 p.m. Santa Clara (22-9)	Oregon (21-9) 10 p.m. **Colorado St. (28-2)
12 **UCLA (20-11) 11 p.m. UCLA 3-0	UCLA 3-0						Colorado St. 3-2 6:30 p.m. Colorado 3-1	Colorado St. 3-0 6:30 p.m. Northern Colo. (22-10)	Colorado (19-13) 6:30 p.m. Texas A&M (21-8)
13 *Kentucky (26-5) 7:30 p.m. Oakland (22-9)	Kentucky 3-0	Ohio St. 3-1 5 p.m.					Colorado St. 3-2 6:30 p.m. Colorado 3-1	Colorado St. 3-0 6:30 p.m. Northern Colo. (22-10)	**Colorado St. (28-2) 8:30 p.m. Denver (27-6)
Lipscomb (21-8) 5 p.m. Ohio St. (21-11)	Ohio St. 3-0						Colorado St. 3-2 6:30 p.m. Colorado 3-1	Colorado St. 3-0 6:30 p.m. Northern Colo. (22-10)	Colorado (19-13) 6:30 p.m. Texas A&M (21-8)
Marquette (24-8) 6 p.m. Illinois St. (26-5)	Illinois St. 3-2						Arizona St. 3-1 9 p.m. Texas 3-0	Arizona St. 3-1 9 p.m. Northwestern St. (16-16)	Arizona St. (19-13) 9 p.m. Northwestern St. (16-16)
Western Mich. (22-13) 8:30 p.m. Wisconsin (28-2)	Wisconsin 3-0						Texas 3-0 8 p.m. Texas (23-2)	Texas 3-0 8 p.m. Texas (23-2)	Texas (23-2) 8 p.m. Texas (23-2)



\* Host Institution Thursday/Friday, December 4-5  
\*\* Host Institution Friday/Saturday, December 5-6  
All times are Eastern time.  
Information subject to change.  
For more details, visit NCAA.com



\* Host Institution Thursday/Friday, December 3-4  
 \*\*Host Institution Friday/Saturday, December 4-5  
 All times are Eastern time.  
 Information subject to change.  
 For more details, visit [NCAA.com](http://NCAA.com)



# 2016 NCAA Division I Women's Volleyball Championship



**First/Second Rounds**  
December 1-2 or December 2-3

**Regionals**  
December 9-10

**Semifinals**  
December 15

**Championship**  
December 17

**Semifinals**  
December 15

**Regionals**  
December 9-10

**First/Second Rounds**  
December 1-2 or December 2-3



1 **Nebraska (27-2) 8 p.m. New Hampshire (21-10) Wichita St. (24-7) TCU (14-12) Pittsburgh (24-8) Dayton (30-1)	Nebraska 3-0 8 p.m. TCU 3-1 Pittsburgh 3-1 Penn St. 3-1	Nebraska 3-2 Nebraska 3-0 Nebraska 3-1 Penn St. 3-1	Nebraska 3-0 4 p.m. ESPN	Nebraska 3-0 Texas 3-0	Stanford 3-1 National Champion Nationalwide Arena Columbus, Ohio 9 p.m.	Stanford 3-2 Stanford 3-1 Minnesota 3-0	Wisconsin 3-2 Wisconsin 3-0 Ohio St. 3-2	Wisconsin 3-0 2 p.m. ESPN Ohio St. 3-0 Missouri St. (25-8)	Wisconsin (25-4) 8:30 p.m. Howard (26-5) Marquette (23-8) Washington St. (21-11) Ohio St. (20-12) Missouri St. (25-8)	3
9 **Michigan St. (24-8) Fairfield (28-5) Cleveland St. (25-5) Arizona (18-14)	Michigan St. 3-0 7:30 p.m. Arizona 3-0	Michigan St. 3-0 7:30 p.m. Arizona 3-0	Michigan St. 3-0 7:30 p.m. Arizona 3-0	Michigan St. 3-0 7:30 p.m. Arizona 3-0	Michigan St. 3-0 7:30 p.m. Arizona 3-0	Michigan St. 3-0 7:30 p.m. Arizona 3-0	Michigan St. 3-0 7:30 p.m. Arizona 3-0	Michigan St. 3-0 7:30 p.m. Arizona 3-0	Michigan St. 3-0 7:30 p.m. Arizona 3-0	9
16 **Penn St. (22-9)	Penn St. 3-0	Penn St. 3-0	Penn St. 3-0	Penn St. 3-0	Penn St. 3-0	Penn St. 3-0	Penn St. 3-0	Penn St. 3-0	Penn St. 3-0	16
8 **Washington (26-4)	Washington 3-0	Washington 3-0	Washington 3-0	Washington 3-0	Washington 3-0	Washington 3-0	Washington 3-0	Washington 3-0	Washington 3-0	8
5 **Kansas (26-2)	Kansas 3-0	Kansas 3-0	Kansas 3-0	Kansas 3-0	Kansas 3-0	Kansas 3-0	Kansas 3-0	Kansas 3-0	Kansas 3-0	5
12 **Michigan (22-10)	Michigan 3-0	Michigan 3-0	Michigan 3-0	Michigan 3-0	Michigan 3-0	Michigan 3-0	Michigan 3-0	Michigan 3-0	Michigan 3-0	12
13 **BYU (27-3)	BYU 3-0	BYU 3-0	BYU 3-0	BYU 3-0	BYU 3-0	BYU 3-0	BYU 3-0	BYU 3-0	BYU 3-0	13
4 **Texas (22-4)	Texas 3-0	Texas 3-0	Texas 3-0	Texas 3-0	Texas 3-0	Texas 3-0	Texas 3-0	Texas 3-0	Texas 3-0	4
3 **Wisconsin (25-4)	Wisconsin 3-0	Wisconsin 3-0	Wisconsin 3-0	Wisconsin 3-0	Wisconsin 3-0	Wisconsin 3-0	Wisconsin 3-0	Wisconsin 3-0	Wisconsin 3-0	3
11 **Florida (26-3)	Florida 3-0	Florida 3-0	Florida 3-0	Florida 3-0	Florida 3-0	Florida 3-0	Florida 3-0	Florida 3-0	Florida 3-0	11
14 **Kansas St. (20-9)	Kansas St. 3-0	Kansas St. 3-0	Kansas St. 3-0	Kansas St. 3-0	Kansas St. 3-0	Kansas St. 3-0	Kansas St. 3-0	Kansas St. 3-0	Kansas St. 3-0	14
6 **Stanford (21-7)	Stanford 3-0	Stanford 3-0	Stanford 3-0	Stanford 3-0	Stanford 3-0	Stanford 3-0	Stanford 3-0	Stanford 3-0	Stanford 3-0	6
7 **North Carolina (27-3)	North Carolina 3-0	North Carolina 3-0	North Carolina 3-0	North Carolina 3-0	North Carolina 3-0	North Carolina 3-0	North Carolina 3-0	North Carolina 3-0	North Carolina 3-0	7
10 **UCLA (24-6)	UCLA 3-0	UCLA 3-0	UCLA 3-0	UCLA 3-0	UCLA 3-0	UCLA 3-0	UCLA 3-0	UCLA 3-0	UCLA 3-0	10
15 **Missouri (25-5)	Missouri 3-0	Missouri 3-0	Missouri 3-0	Missouri 3-0	Missouri 3-0	Missouri 3-0	Missouri 3-0	Missouri 3-0	Missouri 3-0	15
2 **Minnesota (25-4)	Minnesota 3-0	Minnesota 3-0	Minnesota 3-0	Minnesota 3-0	Minnesota 3-0	Minnesota 3-0	Minnesota 3-0	Minnesota 3-0	Minnesota 3-0	2

\* Host Institution Thursday/Friday, December 1-2  
\*\* Host Institution Friday/Saturday, December 2-3  
All times are Eastern time.  
Information subject to change.  
For more details, visit NCAA.com

All games are available on





\*Missouri St. appearance vacated by the NCAA Committee on Infractions


© 2014 National Collegiate Athletic Association. No commercial use without the NCAA's written permission.  
The NCAA opposes all forms of sports wagering.

Networks are subject to change.





## 2018 NCAA Division I Women's Volleyball Championship

First/Second Rounds		Regionals		Semifinals	Championship	Semifinals	Regionals	First/Second Rounds	
November 29-30 or November 30-December 1		December 7-8		December 13	December 15	December 13	December 7-8	November 29-30 or November 30-December 1	
1 **Stanford (28-1)	Stanford 3-0	Alabama St. (23-17)	9 p.m.	Stanford 3-0		Stanford 3-1	Illinois 3-1	Illinois 3-0	**Illinois (28-3)
Loyola Marymount (20-9)	7:30 p.m.	Loyola Marymount 3-0	8:30 p.m.	Stanford 3-1		Neon ESPN	Illinois 3-0	8 p.m.	Eastern Mich. (21-13)
Duke (16-11)	Tennessee (25-5)	Tennessee 3-2	ESPN3	Stanford 3-1		Marquette 3-0	Cincinnati 3-0	5:30 p.m.	Dayton (23-7)
Tennessee (25-5)	7 p.m.	Colorado St. (23-7)	9 p.m.	Washington St. 3-1		Marquette 3-0	Illinois St. (25-7)	8 p.m.	High Point (21-9)
Northern Ariz. (26-8)	10 p.m.	Washington St. 3-1	10 p.m.	ESPN		Marquette 3-0	**Marquette (26-6)	**Southern California (21-10)	11
9 **Creighton (28-4)	7 p.m.	Creighton 3-0	10 p.m.	ESPN		Stanford 3-0	San Diego 3-0	10 p.m.	San Diego (16-12)
South Dakota (21-9)	8 p.m.	Washington 3-1	6 p.m.	ESPN		Wisconsin 3-0	2:30 p.m.	ESPN3	San Diego 3-1
Saint Mary's (CA) (19-9)	4:30 p.m.	Washington (18-12)	6 p.m.	ESPN		Wisconsin 3-1	Pepperdine 3-2	8 p.m.	Pepperdine (21-8)
Syracuse (18-8)	5 p.m.	Syracuse 3-0	7 p.m.	Penn St. 3-0		Wisconsin 3-0	Green Bay (20-10)	8:30 p.m.	**Wisconsin (22-6)
Yale (19-4)	7 p.m.	Penn St. 3-0	8 p.m.	Texas 3-0		Nebraska 3-0	8 p.m.	Nebraska 3-0	Hofstra (25-7)
Howard (20-10)	7:30 p.m.	Penn St. 3-0	4 p.m.	ESPN		Nebraska 3-0	2 p.m.	ESPN	Purdue 3-0
8 **Penn St. (23-7)	7 p.m.	Penn St. 3-0	4 p.m.	ESPN		Nebraska 3-0	7 p.m.	Murray St. (22-9)	7:30 p.m.
5 **Texas (20-4)	8 p.m.	Texas 3-0	4 p.m.	ESPN		Nebraska 3-0	Kentucky 3-0	Kentucky 3-0	**Kentucky (24-4)
SFA (32-2)	9 p.m.	Texas St. 3-1	4 p.m.	ESPN		Nebraska 3-0	Purdue 3-0	5 p.m.	ETSU (28-6)
Rice (24-6)	5 p.m.	Texas St. 3-1	4 p.m.	ESPN		Nebraska 3-0	7 p.m.	Murray St. (22-9)	7:30 p.m.
Texas St. (26-6)	4 p.m.	Michigan 3-0	4 p.m.	ESPN		Nebraska 3-0	7 p.m.	Murray St. (22-9)	**Kentucky (24-4)
Michigan (22-9)	7 p.m.	Michigan 3-2	8 p.m.	ESPN		Nebraska 3-0	10 p.m.	New Mexico St. (24-7)	Hawaii (18-8)
Navy (23-8)	7 p.m.	Michigan 3-2	8 p.m.	ESPN		Nebraska 3-0	10 p.m.	New Mexico St. (24-7)	Baylor 3-2
Iona (20-7)	7 p.m.	Pittsburgh 3-0	8 p.m.	ESPN		Nebraska 3-0	10 p.m.	New Mexico St. (24-7)	Baylor 3-2
12 **Pittsburgh (29-1)	7 p.m.	Pittsburgh 3-0	8 p.m.	ESPN		Nebraska 3-0	10 p.m.	New Mexico St. (24-7)	Baylor 3-2
13 **UCF (27-3)	7 p.m.	FGCU 3-2	8 p.m.	ESPN		Nebraska 3-0	10 p.m.	New Mexico St. (24-7)	Baylor 3-2
FGCU (26-6)	7 p.m.	Florida 3-0	8 p.m.	ESPN		Nebraska 3-0	10 p.m.	New Mexico St. (24-7)	Baylor 3-2
Florida St. (19-9)	4:30 p.m.	Florida 3-0	8 p.m.	ESPN		Nebraska 3-0	10 p.m.	New Mexico St. (24-7)	Baylor 3-2
Florida (24-6)	6:30 p.m.	Florida 3-0	8 p.m.	ESPN		Nebraska 3-0	10 p.m.	New Mexico St. (24-7)	Baylor 3-2
Utah (18-13)	6 p.m.	Utah 3-0	8 p.m.	ESPN		Nebraska 3-0	10 p.m.	New Mexico St. (24-7)	Baylor 3-2
Denver (27-2)	9 p.m.	Utah 3-0	8 p.m.	ESPN		Nebraska 3-0	10 p.m.	New Mexico St. (24-7)	Baylor 3-2
Stony Brook (21-8)	9 p.m.	Utah 3-0	8 p.m.	ESPN		Nebraska 3-0	10 p.m.	New Mexico St. (24-7)	Baylor 3-2
4 **BYU (27-1)	9 p.m.	Utah 3-0	8 p.m.	ESPN		Nebraska 3-0	10 p.m.	New Mexico St. (24-7)	Baylor 3-2

\* Host Institution Thursday/Friday, November 29-30  
\* Host Institution Friday/Saturday, November 30-December 1  
All times are Eastern time.  
Information subject to change.  
For more details, visit NCAA.com





## 2019 NCAA Division I Women's Volleyball Championship



First/Second Rounds December 5-6 or December 6-7		Regionals December 13-14		Semifinals December 19	Championship December 21	Semifinals December 19	Regionals December 13-14	First/Second Rounds December 5-6 or December 6-7	
1 **Baylor (25-1)	8 p.m.	Baylor 3-0							3
Sacred Heart (20-11)	9 p.m.	*Baylor 3-0						Stanford 3-0	**Stanford (24-4)
SFA (31-1)	6 p.m.	Southern California 3-0	Noon					Cal Poly 3-2	Georgia (20-9)
Southern California (17-13)	4:30 p.m.	Marquette 3-0	ESPN					Cal Poly (20-8)	Cal Poly (20-8)
Marquette (27-5)	7 p.m.	Purdue 3-1						BYU 3-0	BYU (25-4)
Dayton (22-8)	7 p.m.								
Wright St. (24-5)	7 p.m.								
16 **Purdue (22-7)	7 p.m.								
9 **Kentucky (23-6)	7:30 p.m.	Kentucky 3-0	4 p.m.						
Southeast Mo. St. (23-10)	7 p.m.	Kentucky 3-0	ESPN						
Northern Ky. (19-12)	5 p.m.	Michigan 3-0	Washington 3-1						
Michigan (20-10)	8 p.m.	South Carolina 3-2							
Colorado St. (29-1)	8 p.m.	Washington 3-0							
South Carolina (19-11)	10 p.m.								
Winthrop (24-4)	10:30 p.m.	Washington 3-0							
8 **Washington (24-6)	8 p.m.	Nebraska 3-0							
5 **Nebraska (25-4)	8 p.m.	Nebraska 3-0							
Bell St. (20-11)	5:30 p.m.	Missouri 3-0							
UNI (24-10)	4:30 p.m.	ESPNS							
Missouri (21-7)	9:30 p.m.	San Diego 3-1							
San Diego (24-5)	12 a.m. (12/6)	Hawaii 3-0							
Washington St. (23-9)	12 a.m. (12/7)								
Northern Colo. (26-7)	6 p.m.	Wisconsin 3-0							
12 **Hawaii (24-3)	7:30 p.m.	Texas A&M 3-0							
13 *Texas A&M (21-7)	5:30 p.m.	Rice 3-0							
St. John's (NY) (22-11)	2 p.m.	ESPNU							
Oklahoma (19-8)	7 p.m.	Wisconsin 3-0							
Rice (26-3)	5:30 p.m.								
UCLA (18-11)	5:30 p.m.	UCLA 3-0							
Notre Dame (19-9)	8 p.m.	Wisconsin 3-0							
Illinois St. (22-11)	8 p.m.								
4 **Wisconsin (22-6)									

\* Host Institution Thursday/Friday, December 5-6  
\*\* Host Institution Friday/Saturday, December 6-7  
All times are Eastern time.  
Information subject to change.  
For more details, visit NCAA.com








## 2021 NCAA Division I Women's Volleyball Championship



First/Second Rounds December 2,3 or 3,4		Regionals December 9 and 11		Semifinals December 16		Championship December 18		Semifinals December 16		Regionals December 9 and 11		First/Second Rounds December 2,3 or 3,4									
<div></div>												<div><div>1 Louisville (28-0) 7 p.m.</div><div>UIC (20-1) 6 p.m.</div><div>Ball State (23-3) 4 p.m.</div><div>Michigan (18-1) Miami (24-4) 4:30 p.m.</div><div>South Alabama (23-6) 7 p.m.</div><div>Florida A&amp;M (25-6) 7 p.m.</div><div>Florida (20-8) 6 p.m.</div><div>9 *Ohio State (25-5) 7 p.m.</div><div>Howard (18-12) North Carolina (21-8) 5 p.m.</div><div>Tennessee (19-9) Western Kentucky (27-1) 4:30 p.m.</div><div>South Carolina (14-14) The Citadel (14-11) 7 p.m.</div><div>8 Georgia Tech (23-5) 5 **Baylor (20-5) 8 p.m.</div><div>A&amp;M-Corpus Christi (19-9) Northern Colo. (24-6) 5:30 p.m.</div><div>Washington St. (19-11) Stanford (18-10) 5:30 p.m.</div><div>Iowa St. (16-11) South Dakota (20-9) 8 p.m.</div><div>12 Minnesota (19-8) 13 UCLA (23-5) 10 p.m.</div><div>Fairfield (24-8) Pepperdine (22-5) 7:30 p.m.</div><div>UCF (26-6) Texas Tech (17-12) 5:30 p.m.</div><div>FGCU (25-5) Colgate (18-9) 8 p.m.</div><div>Wisconsin (25-3) Wisconsin (3-0)</div></div>		<div><div>Louisville (3-0) 6 p.m.</div><div>Ball State (3-2) 1 p.m.</div><div>Florida (3-0) Ohio State (3-1)</div><div>Ohio State (3-0) Tennessee (3-1)</div><div>Georgia Tech (3-0) Georgia Tech (3-0) 3 p.m.</div><div>Louisville (3-1) Wisconsin (3-2)</div></div>		<div><div>Nationwide Arena Columbus, Ohio 7 p.m.</div><div><b>NATIONAL CHAMPION</b> Nationwide Arena Columbus, Ohio Time TBD</div><div>Wisconsin (3-1) Nationwide Arena Columbus, Ohio 9:30 p.m.</div></div>		<div><div>Pittsburgh (3-1) 4 p.m.</div><div>Purdue (3-2) 11 a.m.</div><div>BYU (3-1) 9 p.m.</div><div>Utah (3-1) Dayton (3-1) 5 p.m.</div><div>Purdue (3-0) Kentucky (3-1) 5 p.m.</div><div>Illinois (3-1) 9:30 p.m.</div><div>Nebraska (3-0) Nebraska (3-0) 8 p.m.</div><div>Florida St. (3-0) Washington (3-0) 10 p.m.</div><div>Texas (3-2) Texas (3-0)</div></div>		<div><div>Pittsburgh (3-0) 7 p.m.</div><div>Towson (28-4) 4 p.m.</div><div>Penn St. (20-10) Oregon (22-8) 5:30 p.m.</div><div>Kansas (16-11) Ole Miss (21-8) 8 p.m.</div><div>**Creighton (30-3) 9 p.m.</div><div>*BYU (28-1) Boise St. (24-10) Utah Valley (16-12) 6 p.m.</div><div>Utah (21-8) Marquette (26-5) 4:30 p.m.</div><div>Dayton (25-5) Illinois St. (19-3) 7 p.m.</div><div>**Purdue (23-6) 7:30 p.m.</div><div>Southeast Mo. St. (26-7) West Virginia (19-9) 5 p.m.</div><div>Illinois (20-11) Florida St. (19-9) 5:30 p.m.</div><div>Kansas St. (15-12) Campbell (21-9) 8 p.m.</div><div>*Nebraska (21-7) Washington (24-4) 10 p.m.</div><div>Brown (20-5) Hawaii (21-7) 7:30 p.m.</div><div>Mississippi St. (25-5) San Diego (20-7) 5 p.m.</div><div>Rice (19-6) Sacred Heart (19-9) 8 p.m.</div><div>**Texas (24-1) 2</div></div>	

\* Host Institution Friday/Saturday, December 3-4  
\*\* Host Institution Thursday/Friday, December 2-3  
All times are Eastern time.  
Information subject to change.  
For more details, visit NCAA.com



