

# DIVISION III WRESTLING CHAMPIONSHIPS RECORDS BOOK

2023 Championships .....	2
History.....	13
Individual National Champions.....	17
Team Finishes.....	20
All-Time Team Results.....	24



# 2023 CHAMPIONSHIPS

Place	Team	Score	Place	Team	Score
1	Augsburg	101	34	Gettysburg	10½
2	Wartburg	66½	35	Williams	9½
3	Baldwin Wallace	66	36	NYU	9
4	North Central (IL)	63½		Wis.-Oshkosh	9
5	Wis.-La Crosse	61	38	Castleton	8
6	JWU (Providence)	52		Concordia-Moorhead	8
7	Stevens Institute of Technology	49½	40	Cortland	6
8	Dubuque	41½	41	Greensboro	5
9	U.S. Coast Guard Academy	40½	42	Ferrum	4½
10	Wabash	35½		Roanoke	4½
11	Wis.-Eau Claire	33	44	Adrian	4
12	Coe	32	45	Waynesburg	3½
13	Ohio Northern	31½	46	Augustana (IL)	3
14	Springfield	30	47	Elizabethtown	2½
15	Loras	28½	48	Aurora	2
16	TCNJ	27½	49	Bridgewater St.	1½
17	Wis.-Whitewater	24		John Carroll	1½
18	Southern Maine	21		Messiah	1½
19	Rhode Island Col.	20	52	Otterbein	1
20	Alvernia	17		Pennsylvania Col. of Technology	1
	York (PA)	17		Wis.-Stevens Point	1
22	Ithaca	16½	55	College at Brockport	½
23	Luther	16		Delaware Valley	½
	Wheaton (IL)	16		Trinity (CT)	½
25	RIT	15		U.S. Merchant Marine Academy	½
26	Muhlenberg	14½		Wesleyan (CT)	½
27	Millikin	14	60	Albion	0
	Olivet	14		Central (IA)	0
29	Averett	13		Cornell College	0
30	Oswego St.	11½		Mount St. Joseph's	0
	Wis.-Platteville	11½		Chicago	0
32	McDaniel	11		Ursinus	0
	Wash & Lee	11	66	Worcester Polytechnic Institute	0
			67	Centenary (NJ)	-½



# 2023 NCAA Division III Wrestling Championships


125



Saturday Morning Session III	Friday Night Session II	Friday Morning Session I	Fri Night Session II	Sat Morn Session III	Saturday Night Session IV
------------------------------	-------------------------	--------------------------	----------------------	----------------------	---------------------------

# 2023 NCAA Division III Wrestling Championships


133



Saturday Morning Session III	Friday Night Session II	Friday Morning Session I	Fri Night Session II	Sat Morn Session III	Saturday Night Session IV
------------------------------	-------------------------	--------------------------	----------------------	----------------------	---------------------------

# 2023 NCAA Division III Wrestling Championships


141



Saturday Morning Session III	Friday Night Session II	Friday Morning Session I	Fri Night Session II	Sat Morn Session III	Saturday Night Session IV
------------------------------	-------------------------	--------------------------	----------------------	----------------------	---------------------------

# 2023 NCAA Division III Wrestling Championships

149



Saturday Morning Session III	Friday Night Session II	Friday Morning Session I	Fri Night Session II	Sat Morn Session III	Saturday Night Session IV
------------------------------	-------------------------	--------------------------	----------------------	----------------------	---------------------------

# 2023 NCAA Division III Wrestling Championships


157



Saturday Morning Session III	Friday Night Session II	Friday Morning Session I	Fri Night Session II	Sat Morn Session III	Saturday Night Session IV
------------------------------	-------------------------	--------------------------	----------------------	----------------------	---------------------------

# 2023 NCAA Division III Wrestling Championships

165



Saturday Morning Session III	Friday Night Session II	Friday Morning Session I	Fri Night Session II	Sat Morn Session III	Saturday Night Session IV
------------------------------	-------------------------	--------------------------	----------------------	----------------------	---------------------------



# 2023 NCAA Division III Wrestling Championships

174



Saturday Morning Session III	Friday Night Session II	Friday Morning Session I	Fri Night Session II	Sat Morn Session III	Saturday Night Session IV
------------------------------	-------------------------	--------------------------	----------------------	----------------------	---------------------------

# 2023 NCAA Division III Wrestling Championships

184



Saturday Morning Session III	Friday Night Session II	Friday Morning Session I	Fri Night Session II	Sat Morn Session III	Saturday Night Session IV
------------------------------	-------------------------	--------------------------	----------------------	----------------------	---------------------------

# 2023 NCAA Division III Wrestling Championships


197



Saturday Morning Session III	Friday Night Session II	Friday Morning Session I	Fri Night Session II	Sat Morn Session III	Saturday Night Session IV
------------------------------	-------------------------	--------------------------	----------------------	----------------------	---------------------------

# 2023 NCAA Division III Wrestling Championships

285



Saturday Morning Session III	Friday Night Session II	Friday Morning Session I	Fri Night Session II	Sat Morn Session III	Saturday Night Session IV
------------------------------	-------------------------	--------------------------	----------------------	----------------------	---------------------------

# HISTORY

## TEAM RESULTS

Year	Champion	Coach	Points	Runner-Up	Points	Host or Site	Finals Site Attendance	Total Attendance
1974	Wilkes	John Reese	135½	John Carroll	86½	Wilkes	—	—
1975	John Carroll	Tony DeCarlo	111	Montclair St.	96	John Carroll	—	—
1976	Montclair St.	Larry Sciacchetano	143	John Carroll	112¼	Coe	—	4,857
1977	SUNY Brockport	Donald Murray	99¼	Cal Poly Humboldt	93	Binghamton	—	6,172
1978	Buffalo	Edward Michael	91¾	Millersville	90	Wheaton (IL)	—	1,159
1979	TCNJ	Dave Icenhower	77¾	SUNY Brockport	77½	Cal Poly Humboldt	—	2,366
1980	SUNY Brockport	Donald Murray	111¼	TCNJ	88¾	Coast Guard	—	2,586
1981	TCNJ	Dave Icenhower	111¾	SUNY Brockport	100	John Carroll	—	3,172
1982	SUNY Brockport	Donald Murray	111½	TCNJ	93½	SUNY Cortland	—	2,690
1983	SUNY Brockport	Donald Murray	85¾	TCNJ	80¾	Wheaton (IL)	—	2,608
1984	TCNJ	Dave Icenhower	96¾	Augsburg	68½	Binghamton	—	2,466
1985	TCNJ	Dave Icenhower	67	Central (IA)	59¼	Augustana (IL)	—	2,670
1986	Montclair St.	Steve Strellner	87¼	SUNY Brockport	78	TCNJ	—	3,371
1987	TCNJ	Dave Icenhower	107½	SUNY Brockport	70¼	Buffalo	—	3,869
1988	St. Lawrence	John Clark	71	Montclair St.	66¾	Wheaton (IL)	—	3,156
1989	Ithaca	John Murray	72½	Delaware Valley	64½	John Carroll	—	3,938
1990	Ithaca	John Murray	81	Augsburg	64	Ithaca	—	5,579
1991	Augsburg	Jeff Swenson	92	TCNJ	59½	Augustana (IL)	—	4,515
1992	SUNY Brockport	Donald Murray	76½	Augsburg	62½	TCNJ	—	2,139
1993	Augsburg	Jeff Swenson	93	Wartburg	92	Coast Guard	—	1,057
1994	Ithaca	John Murray	77¾	Wartburg	75	Wis.-Stevens Point	—	4,003
1995	Augsburg	Jeff Swenson	84½	TCNJ	76½	Augustana (IL)	—	4,900
1996	Wartburg	Jim Miller	95½	Augsburg	89½	SUNY Cortland	—	2,161
1997	Augsburg	Jeff Swenson	122	Wartburg	80	Ohio Northern	—	4,284
1998	Augsburg	Jeff Swenson	132	Wartburg	90	Cedar Falls, Iowa	—	9,308
1999	Wartburg	Jim Miller	117½	Augsburg	116	TCNJ	—	5,155
2000	Augsburg	Jeff Swenson	136	Wartburg	88	Ohio Northern	—	4,351
2001	Augsburg	Jeff Swenson	119½	Wis.-La Crosse	72	Wartburg	—	6,833
2002	Augsburg	Jeff Swenson	87	Upper Iowa	81	Wilkes-Barre, Pa.	—	5,163
				Wartburg	81			
2003	Wartburg	Jim Miller	166½	Augsburg	84½	Ohio Northern	—	4,550
2004	Wartburg	Jim Miller	156½	Augsburg	140½	Loras	—	6,964
2005	Augsburg	Jeff Swenson	162	Wartburg	104½	St. Olaf	—	7,527
2006	Wartburg	Jim Miller	145½	Wis.-La Crosse	106	TCNJ	—	5,052
2007	Augsburg	Jeff Swenson	135½	Wartburg	99½	Loras	—	5,069
2008	Wartburg	Jim Miller	147	Wis.-La Crosse	100	Cedar Rapids, Iowa	2,359	7,829
2009	Wartburg	Jim Miller	117½	Augsburg	105	Cedar Rapids, Iowa	2,372	7,976
2010	Augsburg	Mark Matzek	110½	Wis.-La Crosse	100½	Cedar Rapids, Iowa	3,985	4,497
2011	Wartburg	Jim Miller/Eric Keller	117	Augsburg	88½	La Crosse, Wis.	4,775	5,225
2012	Wartburg	Jim Miller/Eric Keller	141½	Augsburg	86½	La Crosse, Wis.	8,016	8,016
2013	Wartburg	Jim Miller/Eric Keller	103	Elmhurst	82	Cedar Rapids, Iowa	7,957	11,321
2014	Wartburg	Eric Keller	103½	Wis.-Whitewater	67	Cedar Rapids, Iowa	7,557	10,641
2015	Augsburg	Jim Moulsoff	100	Wartburg	89½	Hershey, Pa.	9,018	11,962
2016	Wartburg	Eric Keller	129½	Messiah	100	Cedar Rapids, Iowa	7,165	10,783
2017	Wartburg	Eric Keller	129½	Augsburg	79	La Crosse, Wis.	10,379	14,088
2018	Wartburg	Eric Keller	136½	Augsburg	82	Cleveland, Ohio	7,460	12,773
2019	Augsburg	Jim Moulsoff	130	Loras	66	Roanoke, Virginia	2,121	6,826
2020						Cedar Rapids, Iowa		
2021						La Crosse, Wis.		
2022	Wartburg	Eric Keller	79	Wabash	78	Cedar Rapids, Iowa	8,675	13,568
2023	Augsburg	Tony Valek	101	Wartburg	66½	Roanoke, Va.		

The 2020 and 2021 championships were canceled due to COVID-19 pandemic.

Total Attendance includes finals site and regionals.

## TEAM CHAMPIONSHIPS

Wartburg	15
Augsburg	14
SUNY Brockport	5
TCNJ	5
Ithaca	3
Montclair St.	2
Buffalo	1
John Carroll	1
St. Lawrence	1
Wilkes	1
Western St.	2
Minnesota St.	1
Notre Dame (OH)	1
San Fran. St.	1

(Note: Totals include co-championships.)

## INDIVIDUAL CHAMPIONSHIPS

Augsburg	53
Wartburg	49
Montclair St.	28
SUNY Brockport	25
TCNJ	22
Wis.-La Crosse	21
John Carroll	16
Luther	13
Ithaca	12
Delaware Valley	11
St. Lawrence	9
Wabash	8
Wis.-Stevens Point	8
Augustana (IL)	7
SUNY Cortland	7

Upper Iowa	7
Wis.-Whitewater	7
Buena Vista	6
Lycoming	6
Millersville	6
Salisbury	6
Wilkes	6
Albany (NY)	5
Cal Poly Humboldt	5
Messiah	5
Ohio Northern	5
Saint John's (MN)	5
Wheaton (IL)	5
Baldwin Wallace	4
Binghamton	4
Central (IA)	4
Coe	4
CWRU	4
Elmhurst	4
Minn.-Morris	4
Mount Union	4
Rhode Island Col.	4
RIT	4
Simpson	4
Concordia-M'head	3
Dubuque	3
JWU (Providence)	3
Loras	3
*Wis.-Oshkosh	3
Allegheny	2
Buffalo	2
Chicago	2
Cornell College	2
Elizabethtown	2
Hunter	2
King's (PA)	2
Merchant Marine	2

*North Central (IL)	2
Oswego St.	2
Rowan	2
SUNY Potsdam	2
Wis.-River Falls	2
York (PA)	2
Ashland	1
Concordia Wisconsin	1
Gettysburg	1
Heidelberg	1
Kean	1
Lake Superior St.	1
Lawrence	1
Manchester	1
Millikin	1
Moravian	1
Muskingum	1
Mt. St. Joseph	1
Norwich	1
NYU	1
Olivet	1
Ripon	1
Roger Williams	1
Southern Me.	1
Springfield	1
St. Thomas (MN)	1
Stevens	1
Wash. & Jeff.	1
Waynesburg	1
Western New Eng.	1
William Penn	1
Wilmington (OH)	1
Wis.-Eau Claire	1
Wis.-Stout	1

Does not include national championships that were later vacated by the NCAA Committee on Infractions.

## CHAMPIONSHIPS RECORDS

### NUMBER OF INDIVIDUAL CHAMPIONS, YEAR

- 4 Augsburg, 2000-04-05-19  
John Carroll, 1975  
Montclair St., 1976  
Wartburg, 2004-12
- 3 Augsburg, 1993-2001-07  
Delaware Valley, 1989  
John Carroll, 1976  
Montclair St., 1988  
Salisbury, 1979  
SUNY Brockport, 1982-83  
TCNJ, 1981-87  
Wartburg, 2003-08-14-18  
Wilkes, 1974  
Wis.-La Crosse, 2010

### INDIVIDUAL TITLES, CAREER

- 4 Riley Lefever, Wabash (184-pound 2014-15-16, 197-pound 2017)  
Marcus LeVesseur, Augsburg (157-pound 2003-04-05, 165-pound 2007)
- 3 Ryan Allen, Wis.-La Crosse (heavyweight 2004-05-06)  
Kenny Anderson, Wartburg (125-pound 2012, 133-pound 2013-14)  
Myanganbayar Batsukh, Saint John's (MN) (141-pound 2009-10, 149-pound 2011)  
Matt Hamill, RIT (167-pound 1997, 190-pound 1998, 197-pound 1999)  
Dustin Hirschberger, Wartburg (141-pound 2004-05-06)  
Tim Jacoutot, TCNJ (118-pound 1985-87-88)  
Nazar Kulchytsky, Wis.-Oshkosh (157-pound 2012-14, 165-pound 2013)  
Dan Laurent, Wis.-La Crosse (heavyweight 2008-09-10)  
Ken Mallory, Montclair St. (134-pound 1977-78-79)  
John Monaco, Montclair St. (167-pound 1985-87, 177-pound 1986)  
Shaun Smith, Delaware Valley (142-pound 1985-86-89)  
Byron Tate, Wartburg (197-pound 2010-11-12)  
Jim Weir, John Carroll (158-pound 1976, 167-pound 1977-78)  
Raphael Wilson, Augustana (IL) (134-pound 1992, 142-pound 1994-95)

### CAREER NATIONAL CHAMPIONSHIPS, COACH

- 10 Jim Miller, Wartburg (1996-99-2003-04-06-08-09-11-12-13)  
Jeff Swenson, Augsburg (1991-93-95-97-98-2000-01-02-05-07)
- 8 Eric Keller, Wartburg (2011-12-13-14-16-17-18-22)
- 5 Dave Icenhower, TCNJ (1979-81-84-85-87)

Donald Murray, SUNY Brockport (1977-80-82-83-92)

- 3 John Murray, Ithaca (1989-90-94)
- 2 Jim Moulsoff, Augsburg (2015-19)

## MOST OUTSTANDING WRESTLER AWARD

### Year Name, School, Weight

1974	Jim Fallis, Lake Superior St., 158
1975	Nabil Guketlov, Montclair St., 118
1976	Vince Tundo, Montclair St., 126
1977	Andy Zook, Millersville, 126
1978	Ken Mallory, Montclair St., 134
1979	Jeff Freedman, Ashland, 158
1980	Tom Jacoutot, Buffalo, 118
1981	Jeff Bouslog, Luther, 158
1982	Frank Famiano, SUNY Brockport, 126
1983	Frank Famiano, SUNY Brockport, 126
1984	Bob Glaberman, TCNJ, 158
1985	Tim Jacoutot, TCNJ, 118
1986	Nick Milonas, Montclair St., 126
1987	John Monaco, Montclair St., 167
1988	Tim Jacoutot, TCNJ, 118
1989	Pete Gonzalez, Montclair St., 126
1990	Rob Llorca, Wis.-Whitewater, 158
1991	Rob Llorca, Wis.-Whitewater, 158
1992	Peter Wang, Chicago, 177
	Raphael Wilson, Augustana (IL), 134
1993	Gary Kroells, Augsburg, 158
1994	Raphael Wilson, Augustana (IL), 142
1995	Tom Layte, Augsburg, 150
1996	Ron Vosburg, SUNY Brockport, 134
1997	Aaron Fitt, Lycoming, 150
1998	Matt Hamill, RIT, 190
1999	Matt Hamill, RIT, 197
2000	Josh Cagle, Augsburg, 149
2001	Nick Ackerman, Simpson 174
2002	Jimmy Wallace, Wilmington (OH), 157
2003	Remi Ratel, Montclair St., 149
2004	Joe Moon, Augsburg, 174
2005	Ryan Allen, Wis.-La Crosse, Hwt.
2006	Duane Bastress, York (PA), 184
2007	Matt Pyle, Luther, 149
2008	Josh Chelf, Wis.-La Crosse, 174
2009	Michael Wilcox, Delaware Valley, 184
2010	Vincent Renaut, Merchant Marine, 165
2011	Myanganbayar Batsukh, Saint John's (MN), 149
2012	Kodie Silvestri, Wartburg, 141
2013	Greg Sanders, Concordia Wisconsin, 149
2014	Nazar Kulchytsky, Wis.-Oshkosh, 157
2015	Mike Fuenffinger, Augsburg, 125
2016	Riley Lefever, Wabash, 184
2017	Riley Lefever, Wabash, 197
2018	Lucas Jeske, Augsburg, 165
2019	Jay Albis, JWU (Providence), 125
2022	Bradán Birt, Millikin, 165

*This award is selected by coaches and presented by the National Wrestling Coaches Association.*

## ELITE 90 AWARD

Year	Name, School	GPA	Major
2010	Adam Weber, Wartburg	3.960	Business Administration
2011	Chris Sandy, Saint John's (MN)	3.986	History/Pre-Law
2012	Anthony Valek, Augsburg	3.870	Accounting and Management
2013	Cody Lovejoy, Ohio Northern	4.00	Pharmacy
2014	Cody Lovejoy, Ohio Northern	3.988	Pharmacy
2015	Daniel Del Gallo, Southern Me.	4.00	Philosophy
2016	Daniel Del Gallo, Southern Me.	3.956	Philosophy
2017	Adam Presler, Concordia-M'head	4.00	Mathematics Education
2018	Victor Gliva, Augsburg	4.00	Accounting
2019	Victor Gliva, Augsburg	4.00	Accounting
2020	Victor Gliva, Augsburg	4.00	Accounting
2022	Jack Heldt, Wabash	4.00	Biology and Rhetoric
2023	Michael Angers, Vermont St.-Castleton	4.0	History

*The Elite 90 is presented to the student-athlete with the highest cumulative grade-point average participating at the finals site for each of the NCAA's 90 championships.*

## NCAA WRESTLING AWARDS

*These awards honor the Most Dominant Wrestler as well as the student-athletes that have accumulated the most falls and the most technical falls throughout the course of the regular and postseasons. For results to be counted they must come against opponents in the same division (i.e. Division I vs. Division II). Ties in the falls and tech falls categories are broken based on the aggregate time.*

### MOST DOMINANT

Year	Name, School, Weight	Avg. Team Points
2013	Nazar Kulchytsky, Wis.-Oshkosh, 165	5.19
2014	Nazar Kulchytsky, Wis.-Oshkosh, 157	5.00
2015	Riley Lefever, Wabash, 184	5.22
2016	Riley Lefever, Wabash, 184	5.65
2017	Riley Lefever, Wabash, 197	5.79
2018	Jake Ashcraft, Ithaca, 184	4.94
2019	James Bethel, SUNY Oneonta, 285	4.95
2020	Troy Stanich, Stevens, 141	5.35
2022	Bradán Birt, Millikin, 165	5.45
2023	Jack Heldt, Wabash	5.56

*The award is calculated by adding the total number of team points awarded through match results*

and dividing that number by the total number of matches wrestled.

## **MOST FALLS**

<b>Year</b>	<b>Name, School, Weight</b>	<b>Falls</b>	<b>Time</b>
2013	Nazar Kulchytsky, Wis.-Oshkosh, 165	20	42:19
2014	Thomas Reyhons, Augustana (IL), 184	25	62:01
2015	Cody Lovejoy, Ohio Northern, 285	24	61:26
2016	AJ Kowal, Stevens, 184	22	45:52
2017	Hunter Harris, Messiah, 133	30	89:18
2018	Isaiah Bellamy, Wesleyan (CT), 285	24	55:18
2019	Da'mani Burns, JWU (Providence), 149	23	63:08
2020	Marvin Cunningham, JWU (Providence), 149	24	61:55
2022	Kaleb Reeves, Coe, 285	24	34:14
2023	Myles Leonard, Springfield	27	61:11

## **MOST TECHNICAL FALLS**

<b>Year</b>	<b>Name, School, Weight</b>	<b>Techs</b>	<b>Time</b>
2013	Kyle Kwiat, Ohio Northern, 174	17	73:09
2014	Shane Siefert, Wis.-Whitewater, 197	11	48:32
2015	Nathaniel Giorgio, Coast Guard, 133	13	46:27
2016	Jeff Palmeri, SUNY Brockport, 184	14	74:23
2017	Stephen Jarrell, JWU (Providence), 165	18	105:11
2018	Jay Albis, JWU (Providence), 125	16	70:36
2019	Stephen Maloney, Messiah, 149	17	72:37
2020	Stephen Maloney, Messiah, 157	16	62:23
2022	Michael Ross, JWU (Providence), 174	22	92:39
2023	Jared Kuhns, York (PA)	12	57:08



# INDIVIDUAL NATIONAL CHAMPIONS

## 125-POUND WEIGHT CLASS

### Year Name, School

1999	Zac Weiglein, Wartburg
2000	Zac Weiglein, Wartburg
2001	Darin Bertram, Augsburg
2002	Jamie Taxted, Buena Vista
2003	Heath Ropp, Wartburg
2004	Matt Shankey, Augsburg
2005	Matt Shankey, Augsburg
2006	Tyler Hubbard, Wartburg
2007	Nate Hansen, Luther
2008	Seth Flodeen, Augsburg
2009	Jake Oster, Elmhurst
2010	Clayton Rush, Coe
2011	Clayton Rush, Coe
2012	Kenny Anderson, Wartburg
2013	Ricardo Gomez, Ithaca
2014	Mike Fuenffinger, Augsburg
2015	Mike Fuenffinger, Augsburg
2016	Lucas Malmberg, Messiah
2017	Lucas Malmberg, Messiah
2018	Jay Albis, JWU (Providence)
2019	Jay Albis, JWU (Providence)
2022	Jacob Decatur, Baldwin Wallace
2023	Joziah Fry, JWU (Providence)

## 133-POUND WEIGHT CLASS

### Year Name, School

1999	John Marchette, Augsburg
2000	Jesus Wilson, Upper Iowa
2001	Frank Palumbo, SUNY Brockport
2002	Tom Hall, Ithaca
2003	Dave Ilaria, TCNJ
2004	Mark Matzek, Augsburg
2005	Mark Matzek, Augsburg
2006	Mike Lopez, Luther
2007	David Morgan, King's (PA)
2008	David Morgan, King's (PA)
2009	Zac Bartlett, Luther
2010	Bebeto Yewah, Wis.-La Crosse
2011	Seth Ecker, Ithaca
2012	Seth Ecker, Ithaca
2013	Kenny Anderson, Wartburg
2014	Kenny Anderson, Wartburg
2015	Matthew Grossman, Wilkes
2016	Devin Broukal, Wabash
2017	Nathan Pike, NYU
2018	Brock Rathbun, Wartburg
2019	Jordin James, Mount Union
2022	Robbie Precin, North Central (IL)
2023	Robbie Precin, North Central (IL)

## 141-POUND WEIGHT CLASS

### Year Name, School

1999	Justin Totten, TCNJ
2000	Florian Ghinea, Montclair St.
2001	Lenny Baker, SUNY Brockport

### Year Name, School

2002	Jesus Wilson, Upper Iowa
2003	Wil Kelly, Wartburg
2004	Dustin Hirschberger, Wartburg
2005	Dustin Hirschberger, Wartburg
2006	Dustin Hirschberger, Wartburg
2007	Quincy Osborn, Augsburg
2008	Michael Bonora, Rhode Island Col.
2009	Myanganbayar Batsukh, Saint John's (MN)
2010	Myanganbayar Batsukh, Saint John's (MN)
2011	Bebeto Yewah, Wis.-La Crosse
2012	Kodie Silvestri, Wartburg
2013	Adam Sheley, Wis.-La Crosse
2014	Kaleb Loht, Messiah
2015	Cary Palmer, Hunter
2016	Drew Van Anrooy, Luther
2017	Dustin Weinmann, Wis.-La Crosse
2018	Ben Brisman, Ithaca
2019	David Flynn, Augsburg
2022	Jordin James, Mount Union
2023	Sam Stuhl, Augsburg

## 149-POUND WEIGHT CLASS

### Year Name, School

1999	Ben Shane, Wartburg
2000	Josh Cagle, Augsburg
2001	Garrett Kurth, Luther
2002	Darrell Carr, Manchester
2003	Rami Ratel, Montclair St.
2004	Bart Mehlert, Wartburg
2005	Matt Pyle, Luther
2006	Jacob Larsen, Wis.-La Crosse
2007	Matt Pyle, Luther
2008	Jacob Naig, Wartburg
2009	Matt Mauseth, Wis.-La Crosse
2010	Isaac Dukes, CWRU
2011	Myanganbayar Batsukh, Saint John's (MN)
2012	Jeremy Stierly, Ithaca
2013	Greg Sanders, Concordia Wisconsin
2014	Ryan Prater, Elmhurst
2015	Kenneth Martin, Wartburg
2016	Kenneth Martin, Wartburg
2017	Dan Del Gallo, Southern Me.
2018	Cross Cannone, Wartburg
2019	Ryan Budzek, TCNJ
2022	Brett Kaliner, Stevens
2023	Michael Petrella, Baldwin Wallace

## 157-POUND WEIGHT CLASS

### Year Name, School

1999	Dominic Dellagatta, Montclair St.
2000	Mike Helm, Messiah
2001	Royce Eyer, Lycoming
2002	Jimmy Wallace, Wilmington (OH)
2003	Marcus LeVesseur, Augsburg
2004	Marcus LeVesseur, Augsburg
2005	Marcus LeVesseur, Augsburg

### Year Name, School

2006	Joe Pflug, Heidelberg
2007	Jeremy Anderson, Augsburg
2008	Aaron Wernimont, Wartburg
2009	Aaron Wernimont, Wartburg
2010	Luke Miller, Ohio Northern
2011	Dan Twito, Merchant Marine
2012	Nazar Kulchytsky, Wis.-Oshkosh
2013	Devin Biscaha, Springfield
2014	Nazar Kulchytsky, Wis.-Oshkosh
2015	Nick Carr, Wash. & Jeff.
2016	Robert Dierna, SUNY Cortland
2017	Robert Dierna, SUNY Cortland
2018	Ryan Epps, Augsburg
2019	Ryan Epps, Augsburg
2022	Nathan Lackman, Rhode Island Col.
2023	Nolan Hertel, Wis.-La Crosse

## 165-POUND WEIGHT CLASS

### Year Name, School

1999	Andy Krueger, Buena Vista
2000	Dominic Dellagatta, Montclair St.
2001	Dan Weber, Wheaton (IL)
2002	Tony Abbott, Augsburg
2003	Jesse Ryerson, Luther
2004	Artie Weidler, SUNY Brockport
2005	Garrett South, Luther
2006	Derek Sikora, Wis.-Eau Claire
2007	Marcus LeVesseur, Augsburg
2008	Tyler Burkle, Coe
2009	Justin Hanson, Wartburg
2010	Vincent Renaut, Merchant Marine
2011	Josh Terrell, Dubuque
2012	Landon Williams, Wartburg
2013	Nazar Kulchytsky, Wis.-Oshkosh
2014	Cole Welter, Wartburg
2015	Farai Sewera, Coe
2016	Logan Hermesen, Wis.-Stevens Point
2017	Logan Hermesen, Wis.-Stevens Point
2018	Lucas Jeske, Augsburg
2019	Lucas Jeske, Augsburg
2022	Bradán Birt, Millikin
2023	Nathan Lackman, Rhode Island

## 174-POUND WEIGHT CLASS

### Year Name, School

1999	John Newman, Saint John's (MN)
2000	Nick Slack, Augsburg
2001	Nick Ackerman, Simpson
2002	Ed Aliakseyenka, Montclair St.
2003	Cody Koenig, Wis.-Stevens Point
2004	Joe Moon, Augsburg
2005	Joe Moon, Augsburg
2006	Stephon Sair, SUNY Cortland
2007	Josh Chelf, Wis.-La Crosse
2008	Josh Chelf, Wis.-La Crosse
2009	Evan Brown, Dubuque
2010	Michael Schmitz, Wis.-La Crosse

**Year Name, School**

2011	Zach Molitor, Augsburg
2012	Kyle Kwiat, Ohio Northern
2013	Kyle Kwiat, Ohio Northern
2014	Landon Williams, Wartburg
2015	Conner Lefever, Wabash
2016	Ben Swarr, Messiah
2017	Eric DeVos, Wartburg
2018	Jairod James, Mount Union
2019	Darden Schurg, Wabash
2022	Cornell Beachem, Mt. St. Joseph
2023	Zane Mulder, Wartburg

**184-POUND WEIGHT CLASS****Year Name, School**

1999	Ryan Birt, Upper Iowa
2000	Jeremy Miller, Wis.-La Crosse
2001	Nik Lewandowski, Augsburg
2002	Andy Kazik, Lawrence
2003	Bradley Marten, Wis.-Stevens Point
2004	Ryan Sturm, Wartburg
2005	Duane Bastress, York (PA)
2006	Duane Bastress, York (PA)
2007	Terrance Madden, Hunter
2008	Romeo Djourmessi, Wartburg
2009	Michael Wilcox, Delaware Valley
2010	Phil Moenkedick, Concordia-M'head
2011	Phil Moenkedick, Concordia-M'head
2012	Mike Denver, TCNJ
2013	Josef Rau, Elmhurst
2014	Riley Lefever, Wabash
2015	Riley Lefever, Wabash
2016	Riley Lefever, Wabash
2017	Jordan Newman, Wis.-Whitewater
2018	Jordan Newman, Wis.-Whitewater
2019	John Boyle, Western New Eng.
2022	Jaritt Shinhoster, Wis.-Whitewater
2023	Jarrit Shinhoster, Wis.-Whitewater

**197-POUND WEIGHT CLASS****Year Name, School**

1999	Matt Hamill, RIT
2000	Josh Clausen, Augsburg
2001	Brandon Novak, Saint John's (MN)
2002	Yan White, Wis.-Stevens Point
2003	Brent Meyers, Upper Iowa
2004	Akeem Carter, Wartburg
2005	Akeem Carter, Wartburg
2006	Jamall Johnson, Delaware Valley
2007	Tyler Miller, Wartburg
2008	Matthew Miller, Lycoming
2009	Jared Massey, Augsburg
2010	Byron Tate, Wartburg
2011	Byron Tate, Wartburg
2012	Byron Tate, Wartburg
2013	Mike Benefiel, Elmhurst
2014	Alex Coolidge, Cornell College
2015	Joe Giaramita, SUNY Cortland
2016	David Welch, Roger Williams
2017	Riley Lefever, Wabash
2018	Kyle Fank, Wartburg
2019	Lance Benick, Augsburg
2022	*Cody Baldrige, North Central (IL)

**Year Name, School**

2023 Massoma Endene, Wartburg

*\* National championship vacated by the NCAA Committee on Infractions.*

**HEAVYWEIGHT CLASS****Year Name, School**

1974	Joe Bertolone, John Carroll
1975	Joe Bertolone, John Carroll
1976	Ron Pelligra, St. Lawrence
1977	Mackey Tindall, SUNY Brockport
1978	Barry Bennett, Concordia-M'head
1979	Gene Rowell, Dubuque
1980	Don Wagner, Millersville
1981	Duane Koslowski, Minn.-Morris
1982	Dennis Koslowski, Minn.-Morris
1983	Bob Muth, Allegheny
1984	Mike Conners, St. Lawrence
1985	Matt Renn, Wis.-River Falls
1986	Chris Tironi, Albany (NY)
1987	Chris Tironi, Albany (NY)
1988	Pat Conners, St. Lawrence
1989	Vince Cameron, Ohio Northern
1990	Mike Fusilli, Ithaca
1991	Chester Grauberger, Augsburg
1992	Dan Bobish, Mount Union
1993	Glen Sandull, TCNJ
1994	Glen Sandull, TCNJ
1995	Jay Huff, Buena Vista
1996	Derek Messmer, CWRU
1997	Perry Miller, Wis.-Stevens Point
1998	Perry Miller, Wis.-Stevens Point
1999	Rich Eslich, John Carroll
2000	Ben Bauer, Augsburg
2001	Ben Bauer, Augsburg
2002	Jason Ott, Wis.-La Crosse
2003	LeRoy Gardner, Wartburg
2004	Ryan Allen, Wis.-La Crosse
2005	Ryan Allen, Wis.-La Crosse
2006	Ryan Allen, Wis.-La Crosse
2007	Blake Gillis, Wartburg
2008	Dan Laurent, Wis.-La Crosse
2009	Dan Laurent, Wis.-La Crosse
2010	Dan Laurent, Wis.-La Crosse
2011	John Helgerson, Wartburg
2012	Chad Johnson, Augsburg
2013	Chad Johnson, Augsburg
2014	James Buss, Loras
2015	Donny Longendyke, Augsburg
2016	Zachery Roseberry, Delaware Valley
2017	Zachery Roseberry, Delaware Valley
2018	Jake Evans, Waynesburg
2019	Garrett Wesneski, Lycoming
2022	*Jordan Lemcke, Wis.-Oshkosh
2023	Jack Heldt, Wabash

*\* National championship vacated by the NCAA Committee on Infractions.*

**DISCONTINUED WEIGHT CLASSES****118-POUND WEIGHT CLASS****Year Name, School**

1974	Eric Mast, Elizabethtown
1975	Nabil Guketlov, Montclair St.
1976	Jack Mulhall, John Carroll
1977	Eric Mast, Elizabethtown
1978	Henry Callie, Millersville
1979	Ed Bailey, Salisbury
1980	Tom Jacoutot, Buffalo
1981	Dan Stefancin, John Carroll
1982	Dave Parisi, Oswego St.
1983	Greg Lonning, Luther
1984	Steve Gliva, Augsburg
1985	Tim Jacoutot, TCNJ
1986	Shawn Sheldon, Albany (NY)
1987	Tim Jacoutot, TCNJ
1988	Tim Jacoutot, TCNJ
1989	Dave Jordan, Buena Vista
1990	Troy Monks, SUNY Cortland
1991	Jason O'Brien, St. Thomas (MN)
1992	Steve Rivera, TCNJ
1993	Nick Fornicoia, Augsburg
1994	Zane Braggs, Wartburg
1995	Chris Matteotti, Ithaca
1996	Jeff O'Gara, Wis.-La Crosse
1997	Henry Gerten, Augsburg
1998	Henry Gerten, Augsburg

**126-POUND WEIGHT CLASS****Year Name, School**

1974	Nabil Guketlov, Montclair St.
1975	Craig Helmuth, Gettysburg
1976	Vince Tundo, Montclair St.
1977	Andy Zook, Millersville
1978	Mike Rossetti, TCNJ
1979	Mike Rossetti, TCNJ
1980	Kevin Richard, SUNY Brockport
1981	Mike Jacoutot, TCNJ
1982	Frank Famiano, SUNY Brockport
1983	Frank Famiano, SUNY Brockport
1984	Dave Averill, Albany (NY)
1985	Nick Milonas, Montclair St.
1986	Nick Milonas, Montclair St.
1987	Tim Hackel, Central (IA)
1988	Pete Gonzalez, Montclair St.
1989	Pete Gonzalez, Montclair St.
1990	Fritz Zagorski, SUNY Brockport
1991	Chad Beck, Central (IA)
1992	Pete Maldonado, Loras
1993	Tyrone Fambro, Upper Iowa
1994	Kurt Schneck, Lycoming
1995	Jesse Armbruster, Augsburg
1996	Tom Smith, Wartburg
1997	Tom Smith, Wartburg
1998	John Gemmell, Ithaca

## 134-POUND WEIGHT CLASS

### Year Name, School

1974	John Chakmakas, Wilkes
1975	Mark J. Hawald, John Carroll
1976	Mark J. Hawald, John Carroll
1977	Ken Mallory, Montclair St.
1978	Ken Mallory, Montclair St.
1979	Ken Mallory, Montclair St.
1980	John Dolch, Salisbury
1981	Chad Gross, John Carroll
1982	Steve Fernandes, TCNJ
1983	Bob Adams, Augsburg
1984	Pat McMahon, Augustana (IL)
1985	Scott DeTore, SUNY Brockport
1986	Mark Shortsleeve, St. Lawrence
1987	Darren Scott, Ohio Northern
1988	John Beatty, Augsburg
1989	Bob Berceau, Wis.-Stevens Point
1990	T.J. McStravick, Rowan
1991	Craig Wagner, Augustana (IL)
1992	Raphael Wilson, Augustana (IL)
1993	Joe Hoialmen, Augsburg
1994	Billy Cotter, Rhode Island Col.
1995	Scott Stefl, Loras
1996	Ron Vosburg, SUNY Brockport
1997	Dusty Rhodes, Wartburg
1998	Florian Ghinea, Montclair St.

## 142-POUND WEIGHT CLASS

### Year Name, School

1974	Art Trovei, Wilkes
1975	John Martellucci, SUNY Brockport
1976	Rick Freitas, Montclair St.
1977	Steve Cavayero, Binghamton
1978	Steve Cavayero, Binghamton
1979	Dan Boos, Luther
1980	Mike Fredenburg, Cal Poly Humboldt
1981	John Dolch, Salisbury
1982	Randy Viviani, John Carroll
1983	Darryl Leslie, RIT
1984	Dan Pantaleo, Olivet
1985	Shaun Smith, Delaware Valley
1986	Shaun Smith, Delaware Valley
1987	Karl Monaco, Montclair St.
1988	Karl Monaco, Montclair St.
1989	Shaun Smith, Delaware Valley
1990	John Beatty, Augsburg
1991	Frank Croce, Kean
1992	Mike Gillmor, John Carroll
1993	Mike Froehlich, Moravian
1994	Raphael Wilson, Augustana (IL)
1995	Raphael Wilson, Augustana (IL)
1996	Jamal Fox, Wartburg
1997	Ron Vosburg, SUNY Brockport
1998	Ben Shane, Wartburg

## 150-POUND WEIGHT CLASS

### Year Name, School

1974	Mike Lee, Wilkes
1975	Charles Becks, John Carroll
1976	Tony Peraza, SUNY Potsdam
1977	Francis Presley, Millersville

### Year Name, School

1978	Francis Presley, Millersville
1979	Gary Wood, William Penn
1980	Tom Elcott, Allegheny
1981	Joe Giani, SUNY Brockport
1982	Ron Winnie, SUNY Brockport
1983	Ron Winnie, SUNY Brockport
1984	Shea Kennedy, Augsburg
1985	Larry DeSimone, TCNJ
1986	Bryan Barratt, Rowan
1987	Ed Brady, Wis.-Whitewater
1988	Mark Gumble, Binghamton
1989	Karl Monaco, Montclair St.
1990	Shawn Voigt, Cornell College
1991	Travis Young, Simpson
1992	Travis Young, Simpson
1993	Tom Hogan, Wartburg
1994	Brian Stewart, Buena Vista
1995	Tom Layte, Augsburg
1996	Chris Potter, TCNJ
1997	Aaron Fitt, Lycoming
1998	Ryan Schweitzberger, Buena Vista

## 158-POUND WEIGHT CLASS

### Year Name, School

1974	Jim Fallis, Lake Superior St.
1975	Gene Ashley, Wilkes
1976	Jim Weir, John Carroll
1977	Mitch Brown, St. Lawrence
1978	Rick Armstrong, SUNY Cortland
1979	Jeff Freedman, Ashland
1980	Jeff Bouslog, Luther
1981	Jeff Bouslog, Luther
1982	Bob Glaberman, TCNJ
1983	Chris CWRUy, Augustana (IL)
1984	Bob Glaberman, TCNJ
1985	Andy Seras, Albany (NY)
1986	Todd Slade, SUNY Brockport
1987	John Leone, SUNY Brockport
1988	Mike Cronmiller, Ithaca
1989	Mark Ambrose, Delaware Valley
1990	Rob Llorca, Wis.-Whitewater
1991	Rob Llorca, Wis.-Whitewater
1992	Gary Kroells, Augsburg
1993	Gary Kroells, Augsburg
1994	Corey McCauley, Wis.-Stout
1995	Brandon Totten, Delaware Valley
1996	Brandon Totten, Delaware Valley
1997	Ricky Casarez, Loras
1998	Corey Christensen, Simpson

## 167-POUND WEIGHT CLASS

### Year Name, School

1974	Mike Van Boxel, Ripon
1975	Jim Weisenfluh, Wilkes
1976	Dante Caprio, Montclair St.
1977	Jim Weir, John Carroll
1978	Jim Weir, John Carroll
1979	Tom Beyer, Minn.-Morris
1980	Brett Stamm, Wheaton (IL)
1981	Woody Vandenburg, SUNY Brockport
1982	Jeff Cox, SUNY Brockport
1983	Todd Northrup, St. Lawrence

### Year Name, School

1984	Chris CWRUy, Augustana (IL)
1985	John Monaco, Montclair St.
1986	Steve Klein, Buffalo
1987	John Monaco, Montclair St.
1988	Mark Hoppel, Muskingum
1989	Randy Worrell, Delaware Valley
1990	Troy Gardner, Lycoming
1991	Jon McGovern, Central (IA)
1992	Jon McGovern, Central (IA)
1993	Lance Christensen, Wartburg
1994	Chris Ricklic, CWRU
1995	Chris Ricklic, CWRU
1996	Brandon Penzkover, Wis.-La Crosse
1997	Matt Hamill, RIT
1998	Jim Peterson, Augsburg

## 177-POUND WEIGHT CLASS

### Year Name, School

1974	Frank Calabria, SUNY Brockport
1975	Brad Bowman, John Carroll
1976	Dom DiGioacchino, Montclair St.
1977	Rich Sippel, SUNY Brockport
1978	Paul Petrella, Baldwin Wallace
1979	Mark Jarosz, Salisbury
1980	Mark Jarosz, Salisbury
1981	Kevin Walzac, TCNJ
1982	Brett Stamm, Wheaton (IL)
1983	Anthony Conetta, SUNY Brockport
1984	Thomas Pillari, Binghamton
1985	Dave Brandvold, Wis.-River Falls
1986	John Monaco, Montclair St.
1987	Greg MacDonald, TCNJ
1988	Pete Georgoutsos, Montclair St.
1989	Kevin Higgins, Baldwin Wallace
1990	Mike Yanosik, SUNY Cortland
1991	Peter Wang, Chicago
1992	Peter Wang, Chicago
1993	Jim Sloan, Montclair St.
1994	Frank Field, Norwich
1995	James Meyer, Wis.-La Crosse
1996	Paul Eisen, Wheaton (IL)
1997	Paul Eisen, Wheaton (IL)
1998	Eric Vaughn, SUNY Brockport

## 190-POUND WEIGHT CLASS

### Year Name, School

1974	Rich Molbury, SUNY Potsdam
1975	Brent Wissenback, Cal Poly Humboldt
1976	Eric Guyll, Millersville
1977	Eric Woolsey, Cal Poly Humboldt
1978	Eric Woolsey, Cal Poly Humboldt
1979	Joe Jarosz, Salisbury
1980	Dennis Koslowski, Minn.-Morris
1981	Tom Martucci, TCNJ
1982	Phil Lanzatella, St. Lawrence
1983	Nick D'Angelo, John Carroll
1984	Doug Morse, Oswego St.
1985	Lelan Rogers, St. Lawrence
1986	Mike Himes, Upper Iowa
1987	Vic Pozsonyi, TCNJ
1988	Mike Himes, Upper Iowa
1989	Dean Gavin, Wartburg

---

**Year Name, School**

1990 Brian Quick, SUNY Brockport  
1991 Scott Vega, Montclair St.  
1992 Brian Quick, SUNY Brockport  
1993 Jason Bovenzi, St. Lawrence  
1994 Steve Farr, Ithaca  
1995 Jason Bovenzi, Ithaca  
1996 Dan Lewandowski, Augsburg  
1997 Dan Lewandowski, Augsburg  
1998 Matt Hamill, RIT

# TEAM FINISHES

Team (Years In Which Team Scored)	Years	1st	2nd	3rd	4th	5th	Best Finish (Year[s])
Adrian (1975-76-77-79-2016-23)	6	0	0	0	0	0	23rd (2016)
Albany (NY) (1974-75-77-78-80-81-82-83-84-85-86-87-88-89-90-91-93-94-95)	19	0	0	1	0	0	3rd (1987)
Albion (2022-23)	2	0	0	0	0	0	57th (2022)
Allegheny (1975-77-78-79-80-81-82-83-84-85-86-89-90)	13	0	0	0	0	0	12th (1983)
Alma (1975-76-78-79-81-82-83-84-2015-16-17-18-19)	13	0	0	0	0	0	11th (2016)
Alvernia (2022-23)	2	0	0	0	0	0	20th (2023)
Amherst (1975-76-77-81-82)	5	0	0	0	0	0	17th (1982)
Ashland (1974-75-76-77-78-79)	6	0	0	1	0	1	3rd (1976)
Augsburg (1983-84-85-86-87-88-89-90-91-92-93-94-95-96-97-98-99-2000-01-02-03-04-05-06-07-08-09-10-11-12-13-14-15-16-17-18-19-22-23)	39	14	12	5	1	2	1st (1991-93-95-97-98-2000-01-02-05-07-10-15-19-23)
Augustana (IL) (1974-75-76-77-78-80-81-82-83-84-85-86-87-88-89-90-91-92-93-94-95-96-97-98-99-2000-01-03-04-05-10-12-13-17-18-19-23)	37	0	0	0	1	3	4th (1992)
Aurora (2023)	1	0	0	0	0	0	48th (2023)
Averett (2022-23)	2	0	0	0	0	0	21st (2022)
Baldwin Wallace (1975-76-77-78-79-80-83-89-92-94-95-97-98-99-2000-03-04-05-06-07-08-14-15-16-17-18-19-22-23)	29	0	0	1	0	0	3rd (2023)
Bethel (MN) (1985)	1	0	0	0	0	0	36th (1985)
Binghamton (1974-75-76-77-78-79-80-81-82-83-84-85-86-87-88-89-91-92-93-94-96-97)	22	0	0	1	0	2	3rd (1984)
Bridgewater St. (2002-03-04-08-10-14-22-23)	8	0	0	0	0	0	23rd (2010)
Brockport (2023)	1	0	0	0	0	0	55th (2023)
Buena Vista (1977-80-81-82-83-84-85-86-87-88-89-2000-01-02-03-04-05-06-07-08-10-12-15)	23	0	0	1	3	2	3rd (1986)
Buffalo (1978-79-80-81-82-83-84-85-86-87-88)	11	1	0	0	0	2	1st (1978)
Cal Lutheran (1976)	1	0	0	0	0	0	39th (1976)
Cal Poly Humboldt (1975-76-77-78-79-80)	6	0	1	1	1	0	2nd (1977)
Calvin (1975)	1	0	0	0	0	0	51st (1975)
Capital (1977-78-80-81-82-83-84-85-86-87-92-99-2001)	13	0	0	0	0	0	19th (1999)
Carleton (1985)	1	0	0	0	0	0	47th (1985)
Carroll (WI) (1989-92-94-96-98)	5	0	0	0	0	0	28th (1989)
Carthage (1979-88-89-90)	4	0	0	0	0	0	43rd (1989)
Castleton (2017-22-23)	3	0	0	0	0	0	38th (2023)
CCNY (1974)	1	0	0	0	0	0	33rd (1974)
Centenary (NJ) (2008-10-11-12-13-14-15-16-17-18-19-22-23)	13	0	0	0	0	0	6th (2013)
Central (IA) (1978-79-83-84-85-86-87-88-89-90-91-92-93-94-95-96-97-99-2001-03-04-12-13-14-15-16-17-18-19-22-23)	31	0	1	0	1	1	2nd (1985)
Chicago (1983-84-85-86-87-88-89-90-91-92-93-94-96-97-98-2001-02-03-04-05-07-10-14-17-19-22-23)	27	0	0	0	0	0	13th (1989-92)
Chico St. (1975)	1	0	0	0	0	0	39th (1975)
Claremont-M-S (1979-82)	2	0	0	0	0	0	60th (1979)
Clarkson (1980-81-82-83-84)	5	0	0	0	0	0	22nd (1982)
Coast Guard (1974-75-76-77-78-79-81-83-85-87-88-89-90-91-95-97-99-2000-01-04-12-13-14-15-18-19-22-23)	28	0	0	0	0	0	15th (2022)
Coe (1974-75-76-77-78-79-80-81-82-84-86-87-88-89-90-91-92-93-94-95-96-97-98-99-2000-01-02-03-04-05-06-07-08-09-10-11-12-13-14-15-16-17-18-19-22-23)	46	0	0	1	4	1	3rd (2012)
Colo. Sch. of Mines (1974)	1	0	0	0	0	0	33rd (1974)
Concordia Chicago (1981-82-86-87-88-90-92-99)	8	0	0	0	0	0	27th (1987)
Concordia Wisconsin (2006-12-13-14-16)	5	0	0	0	0	0	11th (2013)
Concordia-M'head (1978-79-80-81-82-83-84-85-86-88-89-90-96-2008-09-10-11-12-13-14-15-16-17-23)	24	0	0	0	0	0	7th (2011)
Cornell College (1976-77-78-80-81-82-83-84-85-86-87-88-89-90-91-92-93-94-95-96-97-98-99-2001-06-07-08-09-10-11-12-13-14-15-16-17-18-23)	38	0	0	0	0	0	7th (2008)
CWRU (1975-77-79-80-81-82-84-87-88-89-91-93-94-95-96-2000-01-02-03-04-07-08-09-10-11-12)	26	0	0	0	0	0	10th (1994)
Delaware Valley (1974-75-76-77-78-79-80-81-82-83-84-85-86-87-88-89-90-91-92-93-94-95-96-97-98-99-2000-01-02-03-04-05-06-07-08-09-10-11-12-13-14-15-16-17-18-22-23)	47	0	1	0	1	4	2nd (1989)
DePauw (1974-78-81)	3	0	0	0	0	0	31st (1974)
Dubuque (1977-78-90-93-94-98-2003-08-09-10-11-12-13-14-22-23)	16	0	0	0	0	0	8th (2010)
Elizabethtown (1974-75-76-77-78-79-80-81-82-83-84-87-88-89-91-93-94-95-96-97-99-2009-10-12-13-14-16-18-23)	29	0	0	0	0	0	9th (1977)
Elmhurst (1981-83-84-87-2004-05-06-07-08-09-10-11-12-13-14-16-17-18-19-22)	20	0	1	0	0	0	2nd (2013)

Team (Years In Which Team Scored)	Years	1st	2nd	3rd	4th	5th	Best Finish (Year[s])
FDU-Florham (1979)	1	0	0	0	0	0	59th (1979)
Ferris St. (1977)	1	0	0	0	0	0	43rd (1977)
Ferrum (2014-16-17-18-19-23)	6	0	0	0	0	0	22nd (2017)
Frank. & Marsh. (1974)	1	0	0	0	0	0	10th (1974)
Gallaudet (1988-89-90)	3	0	0	0	0	0	30th (1990)
Gettysburg (1975-76-77-78-79-82-84-96-97-98-2007-08-12-13-16-17-22-23)	18	0	0	0	0	0	8th (1976)
Greensboro (2017-22-23)	3	0	0	0	0	0	37th (2017-22)
Grove City (1975-76-77-78)	4	0	0	0	0	0	25th (1976)
Gust. Adolphus (1981-82-87-88)	4	0	0	0	0	0	43rd (1987)
Hamline (1976-77-78-79)	4	0	0	0	0	0	31st (1977)
Heidelberg (1975-87-88-89-90-91-92-93-94-95-96-97-98-2006-07-08-09-10-11-12-13-14-15-16-17-19)	26	0	0	0	0	0	7th (2006)
Hiram (1975-76-77-78-79-80-81-82-83-84-85-86)	12	0	0	0	0	0	14th (1978)
Hunter (1979-81-82-83-85-88-90-92-93-97-98-99-2002-04-06-07-09-11-12-15-16)	21	0	0	0	0	0	8th (2007)
Illinois Col. (1990-91-92-93-2000-01)	6	0	0	0	0	0	27th (1993)
Ithaca (1974-75-79-83-84-85-86-87-88-89-90-91-92-93-94-95-96-97-98-99-2000-01-02-03-04-05-06-07-08-09-10-11-12-13-14-15-16-17-18-19-22-23)	42	3	0	3	3	3	1st (1989-90-94)
John Carroll (1974-75-76-77-78-79-80-81-82-83-84-85-86-87-88-89-90-91-92-93-94-95-96-97-98-99-2000-01-02-03-04-05-07-08-09-10-14-15-16-18-19-22-23)	43	1	2	0	7	3	1st (1975)
Johns Hopkins (2008-12-13-14-15-18-19-22)	8	0	0	0	0	0	21st (2013)
Juniata (1979-80-82-92)	4	0	0	0	0	0	32nd (1979)
JWU (Providence) (2002-04-05-06-07-08-09-10-11-13-14-15-16-17-18-19-22-23)	18	0	0	1	1	0	3rd (2019)
Kalamazoo (1975-76-78-79-80-81-82)	7	0	0	0	0	0	28th (1979)
Kean (1986-87-88-89-90-91-92-93-94-95)	10	0	0	0	0	0	8th (1991)
King's (PA) (1988-89-90-93-94-98-99-2001-02-03-04-05-06-07-08-09-11-12)	18	0	0	0	0	0	6th (2007)
Knox (2007-08)	2	0	0	0	0	0	25th (2007)
Kutztown (1974-75-76-77-78-79-80)	7	0	0	0	0	0	19th (1974)
La Verne (1983)	1	0	0	0	0	0	58th (1983)
Lake Superior St. (1974-76)	2	0	0	0	0	0	7th (1974)
Lakeland (2002-08-09-10-12-15)	6	0	0	0	0	0	21st (2009)
Lawrence (1977-94-96-97-98-99-2000-01-02-04-05-09)	12	0	0	0	0	0	10th (2001)
Lebanon Valley (1974-75-77-80-82-83-86-98-99)	9	0	0	0	0	0	18th (1999)
Loras (1976-87-88-90-91-92-93-94-95-96-97-98-99-2000-01-02-03-04-05-06-07-08-09-11-12-13-14-15-16-17-18-19-22-23)	34	0	1	0	0	0	2nd (2019)
Luther (1974-75-76-77-78-79-80-81-82-83-84-85-87-88-89-90-91-92-93-94-95-96-97-98-99-2000-01-02-03-04-05-06-07-08-09-10-11-12-13-14-15-16-17-22-23)	45	0	0	3	3	1	3rd (2004-05-16)
Lycoming (1974-75-76-77-78-79-80-81-82-83-84-85-86-88-89-90-91-93-94-95-96-97-98-99-2000-01-02-03-04-05-06-07-08-09-10-11-12-15-16-17-18-19-22)	43	0	0	0	0	1	5th (2000)
Lynchburg (1976-77)	2	0	0	0	0	0	53rd (1976)
MacMurray (1974-75-76-77-78-83-86-99)	8	0	0	0	0	0	17th (1976)
Manchester (1993-94-95-96-97-98-99-2000-01-02-03-04-05-06-07-08-11-12-18)	19	0	0	0	0	0	6th (1997-98)
Mansfield (1974-75-76-77-78-79-80)	7	0	0	0	0	0	12th (1975)
Maranatha Baptist (2008-09)	2	0	0	0	0	0	19th (2008)
Marietta (1977-79-80)	3	0	0	0	0	0	46th (1980)
Maryville (MO) (1974-75-76-77-78)	5	0	0	0	0	0	10th (1977)
Mass. Maritime (1975-76-77-78-79-81-82)	7	0	0	0	0	0	6th (1976)
McDaniel (1974-81-97-98-99-2000-01-02-03-05-06-07-09-11-13-14-15-16-23)	19	0	0	0	0	0	17th (2000)
Merchant Marine (1976-2005-06-08-09-10-11-12-14-16-17-19-23)	13	0	0	0	0	0	8th (2011)
Messiah (1982-95-96-97-98-99-2000-01-02-03-04-08-09-12-13-14-15-16-17-18-19-22-23)	23	0	1	1	0	1	2nd (2016)
Millersville (1974-75-76-77-78-79-80)	7	0	1	1	0	2	2nd (1978)
Millikin (1976-79-83-85-86-87-88-89-91-92-98-2000-04-05-16-17-18-19-22-23)	20	0	0	0	0	0	9th (2019-22)
Minn.-Morris (1978-79-80-81-82-83-84)	7	0	0	1	1	0	3rd (1981)
MIT (1974-75-76-83-84-90-95-2002-08-09)	10	0	0	0	0	0	15th (2008)
Monmouth (IL) (1976-83-85-87-90-91-94-97-98)	9	0	0	0	0	0	23rd (1991)
Montclair St. (1974-75-76-77-78-79-90-91-92-93-94-95-96-97-98-99-2000-01-02-03-04-05-06)	23	2	2	3	3	1	1st (1976-86)
Moravian (1974-75-77-83-91-92-93-94)	8	0	0	0	0	0	8th (1993)
Mount Union (1974-75-77-78-79-81-82-83-84-85-86-87-88-89-90-91-92-94-95-96-97-98-99-2000-01-03-06-09-10-11-12-14-15-16-17-18-19-22)	38	0	0	0	0	1	5th (2019)
MSOE (2002-03-04-17-18)	5	0	0	0	0	0	31st (2004)
Mt. St. Joseph (1999-2000-01-02-04-05-06-07-08-14-19-22-23)	13	0	0	0	0	0	14th (2006)
Muhlenberg (1994-2000-01-02-03-04-05-06-07-09-22-23)	12	0	0	0	0	0	26th (2005-23)

Team (Years In Which Team Scored)	Years	1st	2nd	3rd	4th	5th	Best Finish (Year[s])
Muskingum (1975-78-79-80-81-82-88-89-90-2000-01)	11	0	0	0	0	0	17th (1989)
Neb. Wesleyan (1975-78-2019)	3	0	0	0	0	0	36th (2019)
New England Col. (2019)	1	0	0	0	0	0	52nd (2019)
#North Central (IL) (1977-78-81-82-85-87-93-94-95-98-2002-05-06-07-08-09-10-11-12-13-14-15-16-18-19-23)	26	0	0	0	1	0	4th (2023)
North Park (1980-81)	2	0	0	0	0	0	52nd (1980)
Norwich (1988-89-90-91-93-94-95-96-97-98-99-2000-01-05-06-22)	16	0	0	0	0	0	11th (1994)
NYU (1988-89-92-97-98-99-2000-02-05-06-07-08-10-11-13-14-15-16-17-18-19-22-23)	23	0	0	0	0	0	12th (2008-15)
Oberlin (1975-76-77)	3	0	0	0	0	0	27th (1975)
Ohio Northern (1974-75-76-77-78-79-80-81-82-84-85-86-87-88-89-90-91-92-93-94-95-96-97-98-2000-01-02-03-04-05-06-07-08-09-10-11-12-13-14-15-22-23)	42	0	0	0	0	0	7th (2010)
Olivet (1974-75-76-77-78-82-83-84-85-86-87-89-90-91-93-94-95-96-97-98-2000-01-03-07-08-09-10-11-12-13-14-17-18-19-22-23)	36	0	0	0	0	0	9th (1984)
Oneonta St. (2023)	1	0	0	0	0	0	60th (2023)
Oswego St. (1974-75-76-77-78-79-80-81-82-83-84-85-86-87-88-89-90-91-92-93-94-95-96-97-98-99-2000-01-02-03-04-05-06-07-09-13-17-18-22-23)	40	0	0	1	0	0	3rd (1982)
Otterbein (2019-23)	2	0	0	0	0	0	32nd (2019)
Ozarks (AR) (2018-19)	2	0	0	0	0	0	40th (2018)
Pacific (OR) (1999-2000-01-02-05-14-15)	7	0	0	0	0	0	8th (1999)
Penn.-College of Technology (2023)	1	0	0	0	0	0	52nd (2023)
Plymouth St. (1975-77-79-91-92-93-94-95-96-97-98-99-2000-12)	14	0	0	0	0	0	17th (1998)
Pomona-Pitzer (1978-82)	2	0	0	0	0	0	59th (1982)
Roanoke (2022-23)	2	0	0	0	0	0	39th (2022)
Rensselaer (1975)	1	0	0	0	0	0	30th (1975)
Rhode Island Col. (1976-79-80-81-86-87-88-89-90-91-92-93-94-2001-04-07-08-09-11-12-14-15-16-17-22-23)	26	0	0	0	0	0	12th (1994)
Ripon (1974-75-77-78-79-80-82-83-94)	9	0	0	0	0	0	14th (1974)
RIT (1974-75-76-77-80-81-82-83-86-88-89-90-91-92-93-94-96-97-98-99-2000-02-03-07-08-09-11-14-15-17-18-19-22-23)	34	0	0	0	0	0	7th (2022)
Rochester (NY) (1974-75-78-95)	4	0	0	0	0	0	40th (1974)
Roger Williams (1995-97-2000-01-03-06-07-13-14-15-16-17-18-19-22)	15	0	0	0	0	0	15th (2016)
Rose-Hulman (1992-2009)	2	0	0	0	0	0	45th (2009)
Rowan (1975-76-77-79-81-82-83-84-86-87-88-89-90-91-92)	15	0	0	0	0	0	11th (1986)
Rutgers-Camden (1982-86-92)	3	0	0	0	0	0	47th (1992)
Rutgers-Newark (1980-81-82-83-84-85-86-87-89-90)	10	0	0	0	0	0	17th (1980)
Saint John's (MN) (1974-79-80-81-82-85-86-90-91-92-93-94-95-96-97-98-99-2000-01-02-03-04-05-06-07-08-09-11-12-13-16)	31	0	0	0	0	0	6th (2011)
Salisbury (1977-78-79-80-81-82-84-85-87-88)	10	0	0	2	0	1	3rd (1979-80)
Scranton (1979-80-81-82-88-95-99-2003-07-19)	10	0	0	0	0	0	31st (1999)
Simpson (1976-80-84-88-89-90-91-92-93-94-95-96-97-98-99-2000-01-03-04-05-06)	21	0	0	0	0	2	5th (1998-2004)
Sonoma St. (1974)	1	0	0	0	0	0	29th (1974)
Southern Me. (2009-10-14-15-16-17-18-19-22-23)	10	0	0	0	0	0	18th (2010)
Southern Va. (2018-22)	2	0	0	0	0	0	35th (2022)
Springfield (1996-97-98-99-2000-02-03-04-05-06-07-08-10-11-12-13-14-15-16-17-19-22-23)	23	0	0	0	0	0	7th (1996-98)
St. John Fisher (1977-78)	2	0	0	0	0	0	45th (1978)
St. Lawrence (1975-76-77-78-79-80-81-82-83-84-85-86-87-88-89-90-91-92-93-95)	20	1	0	0	2	0	1st (1988)
St. Olaf (1980-81-86-87-96-97-98-2001-02-10-11-12-13-14-15-16)	16	0	0	0	0	0	13th (1986-87)
St. Thomas (MN) (1976-77-78-79-80-85-86-87-88-89-90-91-92-93-94-95-96-97-99-2010)	20	0	0	1	0	0	3rd (1991)
Stanislaus St. (1976-77-79-80-81)	5	0	0	0	0	0	12th (1981)
Stevens (2007-08-09-10-11-12-13-14-15-16-17-18-19-22-23)	15	0	0	0	1	1	4th (2018)
SUNY Brockport (1974-75-76-77-78-79-80-81-82-83-84-85-86-87-88-89-90-91-92-93-94-95-96-97-98-99-2000-01-02-03-04-05-06-07-08-10-13-14-15-16-17-18-19-22)	44	5	4	1	3	4	1st (1977-80-82-83-92)
SUNY Cortland (1975-76-77-78-79-80-81-83-84-85-86-87-88-89-90-91-92-93-94-95-96-97-98-99-2001-02-03-04-05-06-07-08-09-10-11-12-13-14-15-16-17-18-22-23)	44	0	0	1	1	0	3rd (1990)
SUNY Geneseo (1975-77-78)	3	0	0	0	0	0	45th (1975)
SUNY Maritime (1977-78-80)	3	0	0	0	0	0	34th (1977)
SUNY Oneonta (1976-77-78-79-80-81-82-83-84-85-86-87-89-90-91-92-93-94-2000-01-03-04-05-06-07-08-10-15-17-18-19)	31	0	0	0	0	0	10th (2018)
SUNY Potsdam (1974-75-76-77-78-79-81-82-84-85-86-91)	12	0	0	0	1	0	4th (1975)
Susquehanna (1974-80-81-82-85-88-91-92)	8	0	0	0	0	0	22nd (1985)
Swarthmore (1974-77-78-80-81-82-87-88)	8	0	0	0	0	0	22nd (1977)

Team (Years In Which Team Scored)	Years	1st	2nd	3rd	4th	5th	Best Finish (Year[s])
#TCNJ (1974-75-76-77-78-79-80-81-82-83-84-85-86-87-88-89-90-91-92-93-94-95-96-97-98-99-2000-01-02-03-04-05-06-07-08-09-10-11-12-13-14-15-16-17-18-19-23)	47	5	5	4	1	6	1st (1979-81-84-85-87)
Thiel (1975-76-77-78-80-82-83-84-85-86-88-89-91-92-93-94-95-97-2001-02-05-06-07-08-09-10-11-12-13-14)	30	0	0	0	0	0	15th (1993)
Trine (2011-12-13-14-15)	5	0	0	0	0	0	21st (2011)
Trinity (CT) (1986-92-93-94-95-96-98-2000-01-03-04-05-06-14-23)	15	0	0	0	0	0	20th (2004-05)
UMass Boston (1980)	1	0	0	0	0	0	61st (1980)
UMass Lowell (1977)	1	0	0	0	0	0	70th (1977)
Union (NY) (1975-77-78)	3	0	0	0	0	0	26th (1977)
Upper Iowa (1976-77-78-79-81-83-86-87-88-89-90-91-92-93-94-96-97-98-99-2000-01-02-03)	23	0	1	0	0	0	2nd (2002)
Upsala (1982)	1	0	0	0	0	0	18th (1982)
Ursinus (1977-78-79-80-81-84-87-92-94-97-98-99-2003-04-05-06-08-13-14-15-16-17-19-23)	24	0	0	0	0	0	14th (2005)
Wabash (1974-76-77-78-79-80-81-83-84-87-88-89-91-96-97-98-2000-03-04-05-06-07-10-11-12-13-14-15-16-17-18-19-22-23)	34	0	1	2	1	1	2nd (2022)
Wartburg (1976-77-78-79-80-81-82-83-84-86-87-88-89-90-91-92-93-94-95-96-97-98-99-2000-01-02-03-04-05-06-07-08-09-10-11-12-13-14-15-16-17-18-19-22-23)	45	15	10	1	0	0	1st (1996-99-2003-04-06-08-09-11-12-13-14-16-17-18-22)
Wash. & Jeff. (1974-75-76-77-78-79-80-81-82-83-2002-03-13-14-15-16-17-19-22)	19	0	0	0	0	0	13th (1981)
Wash. & Lee (1975-77-78-86-87-89-2017-22-23)	9	0	0	0	0	0	14th (2022)
Washington-St. Louis (1974-78-82-85-86)	5	0	0	0	0	0	37th (1974)
Waynesburg (1993-99-2000-01-09-10-11-13-14-15-17-18-19-23)	14	0	0	0	0	0	19th (2014)
Wesleyan (CT) (1978-80-81-82-83-84-85-96-97-2001-07-09-10-11-12-15-17-18-19-23)	20	0	0	0	0	0	18th (2018)
Western New Eng. (1977-79-80-82-83-84-85-86-87-88-90-92-94-95-96-97-98-99-2018-19-22)	21	0	0	0	0	0	14th (1984)
Westminster (MO) (2019)	1	0	0	0	0	0	48th (2019)
Wheaton (IL) (1976-77-78-79-80-81-82-83-84-85-87-88-89-92-93-94-95-96-97-2000-01-02-03-09-13-14-15-16-17-18-23)	31	0	0	0	0	0	9th (1981-82)
Whittier (1983)	1	0	0	0	0	0	48th (1983)
Widener (1976-82-85)	3	0	0	0	0	0	39th (1976)
Wilkes (1974-75-2000-03-06-07-09-10-11-12-13-14-15-17-19)	15	1	0	1	0	0	1st (1974)
William Penn (1977-79-80-81-85-87-88)	7	0	0	0	0	0	10th (1979)
Williams (1975-78-81-93-95-96-2003-04-05-06-07-08-09-10-11-12-13-14-15-16-17-19-23)	23	0	0	0	0	0	10th (2009-15)
Wilmington (OH) (1993-96-97-98-99-2000-01-02-05-06-10)	11	0	0	0	0	0	14th (1999)
Wis.-Eau Claire (1995-2001-02-03-04-05-06-08-09-13-14-15-16-17-18-22-23)	17	0	0	0	0	0	16th (2006)
Wis.-La Crosse (1992-93-94-95-96-97-98-99-2000-01-02-03-04-05-06-07-08-09-10-11-12-13-14-15-16-17-18-19-22-23)	30	0	4	4	5	1	2nd (2001-06-08-10)
#Wis.-Oshkosh (1981-82-83-84-86-93-94-96-98-99-2007-09-10-11-12-13-14-17-18-19-23)	21	0	0	0	0	0	6th (1982)
Wis.-Platteville (1981-82-83-85-87-88-89-90-93-95-96-97-98-99-2001-03-04-06-08-09-10-11-12-15-16-17-18-22-23)	29	0	0	0	0	0	7th (1981)
Wis.-River Falls (1984-85-86-93-94-95-96-99)	8	0	0	1	0	0	3rd (1985)
Wis.-Stevens Point (1982-83-88-89-90-91-92-93-94-95-96-97-98-99-2000-01-02-03-04-05-06-07-08-09-10-11-12-13-16-17-18-19-22-23)	34	0	0	1	0	1	3rd (2003)
Wis.-Stout (1981-86-87-92-93-94-95-96-97)	9	0	0	0	0	0	17th (1994)
Wis.-Superior (1982-83)	2	0	0	0	0	0	34th (1983)
Wis.-Whitewater (1981-82-83-84-85-86-87-88-89-90-91-92-93-94-95-96-97-98-2001-04-05-07-08-09-10-11-12-13-14-15-16-17-18-19-22-23)	36	0	1	1	1	0	2nd (2014)
Wittenberg (1989)	1	0	0	0	0	0	26th (1989)
Wooster (1974-82)	2	0	0	0	0	0	33rd (1974)
WPI (1978-79-80-82-85-88-90-91-92-93-94-95-97-98-99-2002-03-04-15-23)	20	0	0	0	0	0	20th (1993)
York (PA) (1975-76-77-78-79-82-83-84-85-86-92-93-95-96-97-98-99-2000-04-05-06-07-08-09-11-12-13-16-17-18-19-22-23)	32	0	0	0	0	1	5th (2006)

# North Central (IL), TCNJ and Wis.-Oshkosh participation in the 2022 championships were vacated by the NCAA Committee on Infractions. The 2020 and 2021 championships were canceled due to COVID-19 pandemic.



# ALL-TIME TEAM RESULTS

## 1974

1. Wilkes, 135½
2. John Carroll, 86½
3. Montclair St., 78
4. SUNY Brockport, 71½
5. Ashland, 52
6. Millersville, 48½
7. Lake Superior St., 43½
8. TCNJ, 39½
9. Mount Union, 28½
10. Frank. & Marsh., 28
11. SUNY Potsdam, 26½
12. (tie) Delaware Valley and Elizabethtown, 24½
14. Ripon, 20
15. Augustana (IL), 17
16. (tie) Binghamton, Coast Guard and Ithaca, 15
19. Kutztown, 14
20. Coe, 11½
21. (tie) MIT and Wabash, 11
23. Albany (NY), 9
24. (tie) MacMurray and Mansfield, 8½
26. Oswego St., 8
27. Olivet, 6
28. Lebanon Valley, 4½
29. (tie) Ohio Northern and Sonoma St., 4
31. DePauw, 3½
32. Luther, 3
33. (tie) CCNY, Colo. Sch. of Mines, Saint John's (MN) and Wooster, 2½
37. (tie) Maryville (MO), Washington-St. Louis and Wash. & Jeff., 2
40. (tie) McDaniel, Moravian, Rochester (NY) and RIT, 1½
44. Susquehanna, 1

## 1975

1. John Carroll, 111
2. Montclair St., 96
3. Wilkes, 92
4. SUNY Potsdam, 57
5. Binghamton, 51½
6. Ashland, 51
7. Millersville, 45½
8. SUNY Brockport, 45
9. Cal Poly Humboldt, 36½
10. Gettysburg, 28½
11. Oswego St., 24½
12. Mansfield, 21½
13. Coe, 19½
14. TCNJ, 17½
15. (tie) Elizabethtown and St. Lawrence, 16½
17. (tie) Coast Guard and Mass. Maritime, 15
19. (tie) Mount Union and York (PA), 14½
21. Albany (NY), 13½
22. Augustana (IL), 13
23. Ripon, 12
24. Delaware Valley, 10½

25. Luther, 10
26. MIT, 9½
27. (tie) Lebanon Valley, Oberlin and Wash. & Jeff., 9
30. Rensselaer, 7½
31. SUNY Cortland, 7
32. Baldwin Wallace, 6½
33. Ithaca, 6
34. (tie) MacMurray, Olivet and RIT, 5½
37. (tie) Ohio Northern and Thiel, 5
39. Chico St., 4½
40. Lycoming, 4
41. (tie) Amherst and Kalamazoo, 3½
43. (tie) Plymouth St. and Wash. & Lee, 3
45. (tie) SUNY Geneseo and Kutztown, 2½
47. (tie) Adrian and Allegheny, 2
49. (tie) Hiram and Maryville (MO), 1½
51. (tie) Alma, Calvin, CWRU, Grove City, Heidelberg, Moravian, Muskingum, Rochester (NY) and Rowan, 1
60. (tie) Neb. Wesleyan (CT), Union (NY) and Williams, ½

## 1976

1. Montclair St., 143
2. John Carroll, 112¼
3. Ashland, 51
4. St. Lawrence, 44½
5. Millersville, 42
6. Mass. Maritime, 39½
7. Lycoming, 36
8. (tie) Gettysburg and SUNY Potsdam, 29
10. Cal Poly Humboldt, 28½
11. Coe, 24½
12. Binghamton, 23¾
13. SUNY Brockport, 22½
14. Luther, 22
15. Upper Iowa, 21½
16. Wheaton (IL), 21
17. MacMurray, 20
18. TCNJ, 19
19. (tie) SUNY Cortland and MIT, 18
21. Hiram, 15
22. Delaware Valley, 14
23. Stanislaus St., 13¾
24. Maryville (MO), 12
25. Grove City, 11½
26. Kutztown, 11
27. Olivet, 9¾
28. Wartburg, 9¼
29. Cornell College, 9
30. Simpson, 8¾
31. Ohio Northern, 8½
32. Thiel, 7½
33. Coast Guard, 5
34. Lake Superior St., 3½
35. (tie) Merchant Marine and York (PA), 3¼
37. (tie) Kalamazoo and Oswego St., 3
39. (tie) Cal Lutheran, Elizabethtown, Loras, Rhode Island Col. and Widener, 2½

44. (tie) Adrian, Alma, Amherst, Baldwin Wallace, Millikin, Monmouth (IL), Oberlin and Rowan, 2
52. Augustana (IL), 1¾
53. SUNY Oneonta, 1½
54. (tie) Mansfield, RIT, St. Thomas (MN) and Wash. & Jeff., 1
58. (tie) Hamline and Wabash, ½

## 1977

1. SUNY Brockport, 99¼
2. Cal Poly Humboldt, 93
3. Millersville, 65¼
4. Montclair St., 61½
5. John Carroll, 57
6. SUNY Cortland, 50
7. St. Lawrence, 41½
8. Lycoming, 39¾
9. Elizabethtown, 39½
10. Maryville (MO), 37½
11. Coe, 37¼
12. Binghamton, 36¾
13. Wartburg, 35
14. Upper Iowa, 33¾
15. TCNJ, 32½
16. Ashland, 30¼
17. Oswego St., 28¼
18. Mass. Maritime, 24½
19. Hiram, 16
20. Cornell College, 14½
21. William Penn, 12½
22. (tie) Olivet and Swarthmore, 12¼
24. Gettysburg, 11¼
25. Augustana (IL), 11½
26. Union (NY), 10¾
27. Mansfield, 10
28. Wheaton (IL), 9
29. Salisbury, 8½
30. Plymouth St., 8
31. (tie) Hamline, Kutztown and Ursinus, 7½
34. (tie) Lebanon Valley, SUNY Maritime and York (PA), 6½
37. Rowan, 6
38. RIT, 5½
39. St. Thomas (MN), 5
40. Wash. & Jeff., 4¾
41. Allegheny, 4
42. CWRU, 3½
43. (tie) Adrian, Delaware Valley, Ferris St., Luther, North Central (IA)(IL) and Western New Eng., 3
49. Stanislaus St., 2¾
50. (tie) Capital, Grove City and Moravian, 2½
53. (tie) Albany (NY), Amherst, Lynchburg, Marietta, Oberlin, Ohio Northern, SUNY Oneonta, SUNY Potsdam, St. John Fisher and Wash. & Lee, 2
63. (tie) Baldwin Wallace, MacMurray, Mount Union, Ripon and Thiel, 1½
68. (tie) Coast Guard and SUNY Geneseo, 1

70. (tie) Buena Vista, Lawrence and UMass Lowell, 1/2

## 1978

1. Buffalo, 91¼
2. Millersville, 90
3. Cal Poly Humboldt, 71½
4. SUNY Cortland, 64½
5. Binghamton, 63½
6. St. Lawrence, 51¼
7. SUNY Brockport, 50
8. Montclair St., 48
9. Concordia-M'head, 46¼
10. Minn.-Morris, 36
11. John Carroll, 34¾
12. Salisbury, 29¼
13. TCNJ, 28¾
14. (tie) Hiram and Wartburg, 27¾
16. Ohio Northern, 25
17. Baldwin Wallace, 24¾
18. Ashland, 24
19. Luther, 20¾
20. Mount Union, 20
21. Upper Iowa, 19
22. Coe, 17¼
23. Gettysburg, 15¾
24. Mansfield, 15½
25. Maryville (MO), 13½
26. SUNY Potsdam, 12½
27. Lycoming, 11¾
28. St. Thomas (MN), 11
29. Coast Guard, 10¼
30. Ursinus, 8
31. Wheaton (IL), 7½
32. Swarthmore, 7
33. (tie) Cornell College, Kalamazoo, Muskingum and York (PA), 6½
37. (tie) Grove City and Hamline, 6
39. Oswego St., 5½
40. (tie) Delaware Valley and North Central (IA) (IL), 5
42. Central (IA), 4½
43. (tie) Capital and Union (NY), 4
45. (tie) Albany (NY) and St. John Fisher, 3¾
47. (tie) Olivet and Thiel, 3½
49. Augustana (IL), 3
50. (tie) Alma, Elizabethtown, MacMurray and Wash. & Jeff., 2½
54. (tie) Allegheny, SUNY Maritime, Mass. Maritime, Ripon, Williams and WPI, 2
60. (tie) DePauw, Kutztown, Neb. Wesleyan (CT), SUNY Oneonta, Pomona-Pitzer, Rochester (NY) and Washington-St. Louis, 1½
67. (tie) Dubuque, SUNY Geneseo, Lynchburg, Wabash, Wash. & Lee and Wesleyan (CT), 1

## 1979

1. TCNJ, 77¾
2. SUNY Brockport, 77½
3. Salisbury, 75
4. Minn.-Morris, 56¾
5. Montclair St., 54¾
6. Millersville, 48¼

7. Buffalo, 48
8. Ashland, 45¾
9. Cal Poly Humboldt, 44¾
10. William Penn, 31
11. SUNY Cortland, 29
12. John Carroll, 28¼
13. Lycoming, 25
14. (tie) St. Lawrence and Upper Iowa, 24
16. Baldwin Wallace, 23¾
17. Luther, 23½
18. Dubuque, 21½
19. Allegheny, 16½
20. (tie) Stanislaus St. and York (PA), 14½
22. Gettysburg, 13½
23. Western New Eng., 12½
24. Wheaton (IL), 11
25. Kutztown, 10¼
26. Delaware Valley, 10
27. SUNY Potsdam, 9
28. (tie) Concordia-M'head and Kalamazoo, 8
30. Mansfield, 7½
31. Ursinus, 7
32. Juniata, 6
33. Muskingum, 5¾
34. (tie) Hiram and Mass. Maritime, 5½
36. CWRU, 5¼
37. (tie) Binghamton and Ithaca, 5
39. Coast Guard, 4¾
40. Millikin, 4½
41. Hunter, 4¼
42. (tie) Saint John's (MN) and Wash. & Jeff., 4
44. (tie) Alma and WPI, 3½
46. Mount Union, 3
47. Carthage, 2¾
48. (tie) Central (IA), Coe, Marietta, Ohio Northern, Oswego St., Rhode Island Col., Rowan, Scranton, Wabash and Wartburg, 2
58. Elizabethtown, 1¾
59. FDU-Florham, 1½
60. (tie) Adrian, Claremont-M-S, Hamline, SUNY Oneonta, Plymouth St., Ripon, St. Thomas (MN) and Swarthmore, 1

## 1980

1. SUNY Brockport, 111¼
2. TCNJ, 88¼
3. Salisbury, 80½
4. Cal Poly Humboldt, 78½
5. Millersville, 64
6. Minn.-Morris, 57½
7. John Carroll, 37½
8. Binghamton, 31½
9. Oswego St., 30½
10. RIT, 28½
11. (tie) Elizabethtown and Luther, 26½
13. Buffalo, 24½
14. Allegheny, 23
15. Lycoming, 21¾
16. Wheaton (IL), 21¼
17. Rutgers-Newark, 21
18. Cornell College, 18¾
19. St. Lawrence, 18½
20. Montclair St., 17¼
21. (tie) Delaware Valley and Swarthmore, 16½

23. (tie) Wabash and WPI, 14
25. SUNY Cortland, 13¼
26. Hiram, 11¾
27. Muskingum, 11
28. Mansfield, 10¾
29. Stanislaus St., 9½
30. Albany (NY), 7
31. (tie) Buena Vista and Clarkson, 6½
33. Concordia-M'head, 6
34. SUNY Oneonta, 5¼
35. (tie) Central (IA) and Wesleyan (CT), 5
37. (tie) St. Olaf and Wash. & Jeff., 4½
39. William Penn, 4¼
40. Augustana (IL), 4
41. Western New Eng., 3½
42. (tie) Simpson and Ursinus, 3
44. Rhode Island Col., 2½
45. Ripon, 2¼
46. (tie) Baldwin Wallace, Kalamazoo, Marietta, SUNY Maritime, Scranton and Wartburg, 2
52. (tie) Juniata and North Park, 1½
54. (tie) Coe, Lebanon Valley, Ohio Northern, Saint John's (MN), St. Thomas (MN), Susquehanna and Thiel, 1
61. (tie) Capital, CWRU, Kutztown and UMass Boston, ½

## 1981

1. TCNJ, 111¾
2. SUNY Brockport, 100
3. Minn.-Morris, 75¼
4. John Carroll, 69¾
5. Salisbury, 57½
6. Binghamton, 44
7. Wis.-Platteville, 28
8. Wis.-Whitewater, 26½
9. Wheaton (IL), 26¼
10. Oswego St., 26
11. Luther, 24
12. Stanislaus St., 23¾
13. Wash. & Jeff., 23
14. (tie) Elmhurst and St. Lawrence, 20
16. Albany (NY), 19
17. Buffalo, 18¾
18. (tie) Allegheny and Buena Vista, 18½
20. Hiram, 16¾
21. (tie) Amherst, Augustana (IL), Central (IA) and Ursinus, 15½
25. Muskingum, 15¼
26. (tie) Coe and Montclair St., 14
28. (tie) Rowan and Swarthmore, 12½
30. Wis.-Oshkosh, 11½
31. (tie) Delaware Valley and RIT, 11
33. SUNY Potsdam, 10
34. SUNY Cortland, 9½
35. Coast Guard, 8½
36. Rutgers-Newark, 7½
37. Wartburg, 7
38. Alma, 6½
39. Wis.-Stout, 4½
40. (tie) Concordia-M'head, Lycoming and Wesleyan (CT), 4
43. (tie) Mount Union and William Penn, 3½
45. St. Olaf, 3

46. (tie) Capital and Susquehanna, 2¾
48. (tie) Clarkson, DePauw, Hunter, SUNY Oneonta and Scranton, 2
53. (tie) CWRU and Mass. Maritime, 1¾
55. (tie) North Central (IA)(IL), North Park and Ohio Northern, 1½
58. (tie) Concordia Chicago, Kalamazoo, McDaniel, Rhode Island Col., Upper Iowa, Wabash and Williams, 1
65. (tie) Cornell College, Elizabethtown and Gust. Adolphus, ½

## 1982

1. SUNY Brockport, 111½
2. TCNJ, 93½
3. Oswego St., 62¼
4. John Carroll, 62
5. Augustana (IL), 54½
6. Wis.-Oshkosh, 46
7. Minn.-Morris, 42¼
8. St. Lawrence, 39½
9. Wheaton (IL), 33¼
10. Wis.-Whitewater, 32¼
11. Buena Vista, 27¼
12. Albany (NY), 23
13. Salisbury, 18¼
14. Coe, 18
15. Binghamton, 17½
16. Buffalo, 17¼
17. Amherst, 16½
18. (tie) RIT and Upsala, 16
20. Allegheny, 15
21. Wis.-Platteville, 14¾
22. Clarkson, 14
23. Concordia-M'head, 13¼
24. Western New Eng., 12¼
25. SUNY Oneonta, 12
26. Alma, 11¼
27. Luther, 11
28. Susquehanna, 10½
29. Messiah, 10¼
30. North Central (IA)(IL), 9½
31. Elizabethtown, 8½
32. (tie) Delaware Valley and Wesleyan (CT), 7¾
34. Lebanon Valley, 7
35. Capital, 6¾
36. Muskingum, 6½
37. Rowan, 5¾
38. (tie) Hiram and Wartburg, 5½
40. Thiel, 5
41. (tie) CWRU and Hunter, 4
43. Concordia Chicago, 3¾
44. (tie) Rutgers-Newark, Wash. & Jeff. and Widener, 3½
47. Wis.-Stevens Point, 3¼
48. Ripon, 3
49. SUNY Potsdam, 2¾
50. (tie) Cornell College, Gust. Adolphus, Lycoming, Rutgers-Camden, Wis.-Superior and Wooster, 2
56. (tie) Olivet and Scranton, 1¾
58. Ohio Northern, 1½
59. (tie) Gettysburg, Juniata, Kalamazoo, Mass. Maritime, Mount Union, Pomona-Pitzer,

- Swarthmore, Washington-St. Louis, WPI and York (PA), 1
69. (tie) Central (IA) and Claremont-M-S, ½

## 1983

1. SUNY Brockport, 85¾
2. TCNJ, 80¾
3. Augsburg, 74¼
4. St. Lawrence, 71
5. Augustana (IL), 52½
6. Oswego St., 38¾
7. (tie) Albany (NY) and Luther, 31½
9. Buena Vista, 28½
10. John Carroll, 28¼
11. Hunter, 23½
12. (tie) Allegheny and RIT, 21
14. Ithaca, 20½
15. (tie) Concordia-M'head and Lycoming, 18½
17. Rowan, 17¾
18. Minn.-Morris, 17½
19. Wis.-Whitewater, 16¾
20. Upper Iowa, 15
21. (tie) Wartburg and Wis.-Oshkosh, 13½
23. (tie) Mount Union and Wheaton (IL), 12
25. Alma, 11¾
26. (tie) Cornell College and Wesleyan (CT), 11
28. Binghamton, 10¾
29. Buffalo, 9
30. (tie) Olivet and York (PA), 8
32. Wis.-Stevens Point, 7¾
33. Montclair St., 7½
34. Wis.-Superior, 7
35. Wis.-Platteville, 6¾
36. (tie) Hiram and Ripon, 6
38. (tie) Delaware Valley and MIT, 5¼
40. Wash. & Jeff., 4½
41. Coast Guard, 4
42. (tie) Baldwin Wallace and Rutgers-Newark, 3¾
44. (tie) Lebanon Valley and Thiel, 3½
46. (tie) Wabash and Western New Eng., 2¾
48. (tie) Central (IA), Clarkson, Moravian and Whittier, 2
52. (tie) Chicago and MacMurray, 1½
54. (tie) SUNY Cortland, Elmhurst, Monmouth (IL) and SUNY Oneonta, 1
58. (tie) Capital, La Verne and Millikin, ½

## 1984

1. TCNJ, 96¾
2. Augsburg, 68½
3. Binghamton, 62½
4. John Carroll, 58¾
5. Ithaca, 58½
6. Augustana (IL), 43
7. Oswego St., 33¾
8. St. Lawrence, 32¼
9. (tie) Albany (NY) and Olivet, 31
11. Wis.-River Falls, 27½
12. Wheaton (IL), 25½
13. SUNY Brockport, 25
14. Western New Eng., 24
15. Central (IA), 23½
16. Salisbury, 20½

17. Rowan, 20
18. Lycoming, 19½
19. Buffalo, 18½
20. Chicago, 18¼
21. Cornell College, 14½
22. Wis.-Whitewater, 13½
23. Coe, 12½
24. Mount Union, 12
25. Buena Vista, 11½
26. York (PA), 10¾
27. (tie) Hiram and Ohio Northern, 9½
29. SUNY Cortland, 9¼
30. (tie) Luther and Wis.-Oshkosh, 9
32. Simpson, 8
33. Thiel, 7½
34. (tie) SUNY Oneonta, Wabash and Wartburg, 6½
37. Delaware Valley, 5
38. Montclair St., 4
39. (tie) Concordia-M'head and Rutgers-Newark, 3
41. (tie) Capital and MIT, 2
43. Wesleyan (CT), 1¾
44. (tie) Clarkson and Ursinus, 1½
46. (tie) Alma, CWRU, Elmhurst, Gettysburg, Minn.-Morris and SUNY Potsdam, 1
52. Allegheny, ½

## 1985

1. TCNJ, 67
2. Central (IA), 59¼
3. Wis.-River Falls, 58½
4. John Carroll, 52¾
5. SUNY Brockport, 51
6. Montclair St., 48½
7. Buffalo, 44¾
8. Buena Vista, 38
9. Augsburg, 34
10. Wis.-Whitewater, 33½
11. Olivet, 30½
12. Ithaca, 29½
13. Albany (NY), 26½
14. Cornell College, 25¼
15. Binghamton, 24
16. Luther, 23½
17. St. Lawrence, 22
18. Delaware Valley, 21¾
19. Thiel, 19
20. Mount Union, 16½
21. Salisbury, 14¾
22. (tie) Susquehanna and Wis.-Platteville, 13½
24. (tie) Hiram, SUNY Potsdam and Western New Eng., 12½
27. York (PA), 12
28. (tie) Allegheny and WPI, 10
30. Coast Guard, 9½
31. (tie) Augustana (IL) and Chicago, 9
33. St. Thomas (MN), 8¼
34. (tie) Lycoming and Monmouth (IL), 6
36. (tie) Bethel (MN), Hunter, Millikin and Oswego St., 5
40. Ohio Northern, 4
41. William Penn, 3
42. (tie) Capital, Concordia-M'head, North

- Central (IA)(IL), Wesleyan (CT) and Widener, 2
47. (tie) Carleton and Washington-St. Louis, 1½
  49. (tie) SUNY Cortland, Saint John's (MN) and Wheaton (IL), 1
  52. (tie) SUNY Oneonta and Rutgers-Newark ½

## 1986

1. Montclair St., 87¼
2. SUNY Brockport, 78
3. Buena Vista, 60¼
4. John Carroll, 55¼
5. TCNJ, 53½
6. Ithaca, 52¾
7. Albany (NY), 51¼
8. Central (IA), 42
9. St. Lawrence, 37¼
10. Delaware Valley, 34¼
11. Rowan, 33¾
12. Buffalo, 29½
13. (tie) Cornell College, St. Olaf and Upper Iowa, 22
16. Binghamton, 21
17. Augsburg, 20¾
18. Wis.-Whitewater, 18½
19. Chicago, 17½
20. Wis.-River Falls, 15½
21. Wis.-Oshkosh, 14
22. Lebanon Valley, 13½
23. (tie) Capital and SUNY Cortland, 13
25. Ohio Northern, 12½
26. Mount Union, 11¾
27. Thiel, 11½
28. Concordia Chicago, 10¾
29. Oswego St., 10½
30. Trinity (CT), 9
31. Olivet, 8½
32. Hiram, 8
33. (tie) Allegheny and Wartburg, 7
35. Concordia-M'head, 6½
36. (tie) Augustana (IL) and Wis.-Stout, 5½
38. St. Thomas (MN), 4½
39. Western New Eng., 4
40. Coe, 3½
41. (tie) RIT and Washington-St. Louis, 2
43. (tie) Kean, Lycoming, Millikin, Wash. & Lee and York (PA), 1½
48. (tie) MacMurray, SUNY Oneonta, SUNY Potsdam, Rhode Island Col., Rutgers-Camden, Rutgers-Newark and Saint John's (MN), 1

## 1987

1. TCNJ, 107½
2. SUNY Brockport, 70¾
3. Albany (NY), 70½
4. Montclair St., 60
5. Buffalo, 57
6. John Carroll, 52
7. Wis.-Whitewater, 46½
8. Central (IA), 40¾
9. St. Lawrence, 36½
10. Delaware Valley, 35

11. Ithaca, 26½
12. Ohio Northern, 25¾
13. St. Olaf, 24½
14. St. Thomas (MN), 22¼
15. Olivet, 18¾
16. Upper Iowa, 18½
17. (tie) Augsburg and Buena Vista, 17½
19. SUNY Oneonta, 17¼
20. Rowan, 17
21. (tie) Binghamton and Mount Union, 13½
23. Wis.-Platteville, 13
24. (tie) Cornell College and Western New Eng., 12½
26. MacMurray, 12
27. Concordia Chicago, 10¾
28. Wabash, 10½
29. North Central (IA)(IL), 10
30. (tie) SUNY Cortland and Oswego St., 9
32. Heidelberg, 5¾
33. Luther, 5
34. (tie) Monmouth (IL) and Ursinus, 4½
36. (tie) Chicago and Kean, 4
38. (tie) Swarthmore and William Penn, 3½
40. (tie) CWRU, Coast Guard and Rutgers-Newark, 2½
43. (tie) Gust. Adolphus, Loras, Salisbury, Wartburg and Wheaton (IL), 2
48. (tie) Coe, Elmhurst and Rhode Island Col., 1½
51. (tie) Augustana (IL), Capital, Millikin and Wis.-Stout, 1
55. Wash. & Lee, ½

## 1988

1. St. Lawrence, 71
2. Montclair St., 66¼
3. Ithaca, 56¼
4. TCNJ, 55¼
5. Buffalo, 43½
6. Binghamton, 39½
7. Buena Vista, 33
8. Augsburg, 28¼
9. Wis.-Whitewater, 27½
10. Delaware Valley, 26½
11. Cornell College, 25¾
12. John Carroll, 25
13. St. Thomas (MN), 23½
14. Loras, 23
15. Chicago, 22¾
16. Upper Iowa, 21½
17. Muskingum, 20½
18. Millikin, 17¼
19. William Penn, 16½
20. Kean, 15
21. SUNY Cortland, 14½
22. Coast Guard, 14
23. (tie) Albany (NY) and Thiel, 13½
25. Oswego St., 13¼
26. Wis.-Platteville, 13
27. Rhode Island Col., 12¾
28. (tie) Ohio Northern and Wheaton (IL), 12½
30. Concordia-M'head, 12
31. (tie) Concordia Chicago and Simpson, 11½

33. Mount Union, 11
34. (tie) Allegheny, CWRU and Salisbury, 10
37. Western New Eng., 9
38. Wartburg, 8½
39. Rowan, 8
40. (tie) Luther and Lycoming, 7½
42. (tie) Susquehanna and Wis.-Stevens Point, 6
44. Carthage, 5
45. (tie) Central (IA) and King's (PA), 4
47. (tie) Hunter and WPI, 3½
49. (tie) Heidelberg and Scranton, 3
51. (tie) Coe, Elmhurst, Gust. Adolphus and RIT, 2
55. (tie) Augustana (IL), Swarthmore and Wabash, 1½
58. Gallaudet, 1
59. (tie) SUNY Brockport, Dubuque, NYU and Norwich, ½

## 1989

1. Ithaca, 72½
2. Delaware Valley, 64½
3. Augsburg, 61½
4. John Carroll, 59
5. Central (IA), 56
6. Montclair St., 51½
7. (tie) SUNY Cortland and Wartburg, 42½
9. Buena Vista, 33
10. Kean, 29
11. TCNJ, 27
12. SUNY Brockport, 22¾
13. (tie) Chicago, Wis.-Stevens Point and Wis.-Whitewater, 22½
16. Ohio Northern, 22¼
17. Rhode Island Col., 20¾
18. Baldwin Wallace, 20
19. Oswego St., 17½
20. St. Lawrence, 16½
21. Coe, 16
22. CWRU, 15½
23. Upper Iowa, 14½
24. (tie) King's (PA) and Luther, 14
26. Wittenberg, 12½
27. Mount Union, 12
28. (tie) Carroll (WI) and Cornell College, 11½
30. St. Thomas (MN), 11
31. Norwich, 10½
32. Albany (NY), 10
33. (tie) Gallaudet and Wash. & Lee, 8½
35. NYU, 6½
36. Millikin, 6¼
37. (tie) SUNY Oneonta, Simpson and Wis.-Platteville, 6
40. (tie) Coast Guard and Elizabethtown, 4½
42. Rutgers-Newark, 3½
43. Carthage, 3
44. (tie) Augustana (IL), Lycoming, Muskingum and Rowan, 2
48. (tie) Olivet, Wabash and Wheaton (IL), 1½
51. (tie) Concordia-M'head, Heidelberg and RIT, 1
54. Thiel, ½

## 1990

1. Ithaca, 81
2. Augsburg, 64
3. SUNY Cortland, 51½
4. Buena Vista, 49¾
5. SUNY Brockport, 47½
6. John Carroll, 39½
7. Central (IA), 38
8. Luther, 33
9. Lycoming, 32½
10. Wis.-Stevens Point, 31
11. Augustana (IL), 30
12. Montclair St., 26¾
13. Mount Union, 24½
14. TCNJ, 23½
15. Simpson, 23¼
16. St. Lawrence, 23
17. Wis.-Whitewater, 22
18. Rowan, 21½
19. Cornell College, 21
20. Loras, 19½
21. King's (PA), 19
22. (tie) Norwich and St. Thomas (MN), 18
24. Allegheny, 17½
25. Delaware Valley, 17
26. Chicago, 16
27. Concordia-M'head, 12½
28. Wis.-Platteville, 11½
29. Kean, 10
30. Gallaudet, 9¾
31. Upper Iowa, 9
32. Hunter, 8
33. (tie) NYU and Saint John's (MN), 7
35. (tie) Dubuque and Monmouth (IL), 6½
37. (tie) Coast Guard and Olivet, 6
39. Concordia Chicago, 5½
40. Wartburg, 5
41. Rhode Island Col., 4
42. RIT, 3½
43. Heidelberg, 3
44. (tie) Oswego St. and WPI, 2½
46. (tie) Albany (NY), Carthage, Illinois Col., Ohio Northern and Western New Eng., 2
51. (tie) Coe, MIT, Muskingum and SUNY Oneonta, 1
55. Rutgers-Newark, ½

## 1991

1. Augsburg, 92
2. TCNJ, 59½
3. St. Thomas (MN), 50½
4. Central (IA), 46
5. Augustana (IL), 44
6. SUNY Brockport, 40
7. Montclair St., 39½
8. (tie) Kean and Loras, 35½
10. Simpson, 33¾
11. Mount Union, 31½
12. Wartburg, 24½
13. Wis.-Whitewater, 23¾
14. Chicago, 23
15. Albany (NY), 22½

16. Buena Vista, 22¼
17. Rowan, 21
18. Delaware Valley, 19
19. Olivet, 18½
20. (tie) Thiel and Upper Iowa, 17½
22. Norwich, 17
23. Monmouth (IL), 16½
24. John Carroll, 15
25. Rhode Island Col., 13¾
26. (tie) SUNY Oneonta and Plymouth St., 13½
28. (tie) SUNY Cortland, Moravian and Susquehanna, 12½
31. (tie) Coe and Cornell College, 8½
33. (tie) Wis.-Stevens Point and WPI, 8
35. Illinois Col., 7
36. (tie) Elizabethtown and RIT, 6½
38. CWRU, 4½
39. Ithaca, 4
40. Heidelberg, 3½
41. Saint John's (MN), 3
42. (tie) Millikin and Oswego St., 2½
44. (tie) Binghamton and Coast Guard, 2
46. (tie) Luther and Lycoming, 1½
48. (tie) Elmhurst, Ohio Northern, SUNY Potsdam, St. Lawrence and Wabash, 1

## 1992

1. SUNY Brockport, 76½
2. Augsburg, 62½
3. TCNJ, 54
4. Augustana (IL), 52½
5. John Carroll, 46½
6. Central (IA), 44½
7. Loras, 43¾
8. (tie) Ithaca, Wartburg and Wis.-Stevens Point, 38½
11. SUNY Cortland, 35
12. Simpson, 34
13. Chicago, 33½
14. St. Lawrence, 28½
15. Mount Union, 20½
16. Rowan, 18½
17. Luther, 17½
18. Plymouth St., 17
19. (tie) Buena Vista and Delaware Valley, 16½
21. Moravian, 15½
22. Upper Iowa, 15
23. WPI, 14
24. (tie) Rhode Island Col. and Thiel, 13
26. SUNY Oneonta, 12¾
27. NYU, 11½
28. Wis.-Whitewater, 11¼
29. Oswego St., 10
30. Montclair St., 9
31. Wis.-La Crosse, 8
32. Heidelberg, 6
33. Binghamton, 5½
34. (tie) Illinois Col. and Ohio Northern, 4½
36. (tie) Hunter, Juniata, Susquehanna and Ursinus, 3½
40. (tie) Carroll (WI), Coe, Cornell College, Kean and RIT, 3
45. (tie) Baldwin Wallace and Concordia Chicago, 2½

47. (tie) Capital, Rutgers-Camden, St. Thomas (MN) and Western New Eng., 2
51. Saint John's (MN), 1½
52. (tie) Millikin, Rose-Hulman, Trinity (CT), Wheaton (IL), Wis.-Stout and York (PA), 1

## 1993

1. Augsburg, 93
2. Wartburg, 92
3. Montclair St., 55½
4. Ithaca, 54
5. TCNJ, 39
6. Wis.-La Crosse, 38½
7. Wis.-Stevens Point, 35½
8. (tie) Moravian and St. Lawrence, 34½
10. SUNY Brockport, 34
11. Central (IA), 31½
12. John Carroll, 27
13. Augustana (IL), 26½
14. SUNY Cortland, 26
15. Thiel, 25½
16. Simpson, 23
17. (tie) Kean and Upper Iowa, 20
19. Buena Vista, 18¾
20. WPI, 18½
21. Wis.-Stout, 17
22. York (PA), 16½
23. Loras, 15
24. Saint John's (MN), 12
25. (tie) Chicago and Trinity (CT), 9
27. Illinois Col., 8¼
28. (tie) Albany (NY), Delaware Valley and Olivet, 8
31. (tie) Plymouth St. and St. Thomas (MN), 7½
33. Wis.-Whitewater, 7
34. Luther, 6½
35. (tie) CWRU, Hunter, Manchester and Wis.-Platteville, 4½
39. Williams, 4
40. (tie) Binghamton, Coe, Heidelberg and Rhode Island Col., 3½
44. (tie) Cornell College and Waynesburg, 3
46. Lycoming, 2½
47. (tie) North Central (IA)(IL), Ohio Northern, SUNY Oneonta, Oswego St., Wis.-Oshkosh and Wis.-River Falls, 2
53. (tie) Dubuque and Elizabethtown, 1½
55. (tie) Norwich and RIT, 1
57. King's (PA) and Wheaton (IL), ½

## 1994

1. Ithaca, 77¾
2. Wartburg, 75
3. TCNJ, 66
4. Augsburg, 62¼
5. Buena Vista, 49½
6. Wis.-La Crosse, 45
7. Wis.-Stevens Point, 34
8. Mount Union, 33
9. Kean, 32¼
10. CWRU, 31½
11. Norwich, 28¾
12. Rhode Island Col., 28½
13. Cornell College, 27

14. Albany (NY), 25¼
15. John Carroll, 23½
16. Lycoming, 23
17. (tie) Augustana (IL) and Wis.-Stout, 21½
19. Baldwin Wallace, 19½
20. Central (IA), 18½
21. Ohio Northern, 18
22. Olivet, 17½
23. SUNY Cortland, 14½
24. SUNY Brockport, 13½
25. Trinity (CT), 13
26. (tie) Binghamton, Heidelberg and Saint John's (MN), 12½
29. Luther, 11½
30. Chicago, 10
31. Wis.-Whitewater, 8¾
32. Wis.-River Falls, 8½
33. (tie) Moravian and Plymouth St., 7
35. Loras, 6½
36. Thiel, 6
37. Wis.-Oshkosh, 50¾
38. (tie) King's (PA), Muhlenberg and Simpson, 5
41. (tie) Delaware Valley, Oswego St. and St. Thomas (MN), 4
44. (tie) Wilmington (OH) and WPI, 3½
46. Coe, 3
47. SUNY Oneonta, 2½
48. (tie) Dubuque and Ripon, 2
50. (tie) Elizabethtown, Manchester and Upper Iowa, 1½
53. (tie) Carroll (WI), Lawrence, Monmouth (IL), Montclair St., North Central (IA)(IL), RIT, Western New Eng. and Wheaton (IL), 1
61. Ursinus, ½

## 1995

1. Augsburg, 84½
2. TCNJ, 76½
3. Ithaca, 50½
4. Buena Vista, 50
5. SUNY Brockport, 49½
6. Wartburg, 47½
7. Wis.-Stevens Point, 46½
8. Augustana (IL), 40
9. Manchester, 38½
10. Mount Union, 36½
11. Delaware Valley, 34½
12. (tie) Albany (NY) and Wis.-La Crosse, 34
14. SUNY Cortland, 26½
15. John Carroll, 24
16. Loras, 23
17. Elizabethtown, 22½
18. CWRU, 22
19. Montclair St., 21½
20. Saint John's (MN), 20
21. Trinity (CT), 16½
22. Coe, 16
23. St. Lawrence, 15
24. Central (IA), 14
25. (tie) Wis.-River Falls and WPI, 13½
27. Ohio Northern, 12½
28. Wheaton (IL), 12
29. Luther, 11½

30. Kean, 11
31. (tie) Heidelberg and Lycoming, 10½
33. Oswego St., 8
34. (tie) Plymouth St. and Roger Williams, 6
36. Wis.-Stout, 5½
37. (tie) Thiel, Williams and York (PA), 4½
40. Cornell College, 4
41. Messiah, 3½
42. (tie) North Central (IA)(IL) and Simpson, 3
44. (tie) MIT, Scranton, Wis.-Platteville and Wis.-Whitewater, 2½
48. (tie) Coast Guard, Norwich, Rochester (NY) and Western New Eng., 2
52. (tie) Baldwin Wallace, St. Thomas (MN) and Wis.-Eau Claire, 1
55. Olivet, ½

## 1996

1. Wartburg, 95½
2. Augsburg, 89½
3. TCNJ, 72
4. Wis.-La Crosse, 59½
5. Wis.-Stevens Point, 49
6. SUNY Cortland, 46½
7. (tie) SUNY Brockport and Springfield, 41½
9. St. Thomas (MN), 37
10. (tie) Delaware Valley and Loras, 26½
12. (tie) Lycoming and Saint John's (MN), 25
14. CWRU, 24
15. (tie) Western New Eng. and Wheaton (IL), 23½
17. Binghamton, 22½
18. Cornell College, 20
19. York (PA), 18
20. Oswego St., 17
21. Montclair St., 16½
22. (tie) Ithaca and Manchester, 16
24. RIT, 15½
25. Buena Vista, 14½
26. (tie) Elizabethtown and Mount Union, 13½
28. (tie) Plymouth St. and Wis.-Stout, 13
30. Wis.-Oshkosh, 12½
31. John Carroll, 11
32. Ohio Northern, 8½
33. Williams, 8
34. Wis.-Whitewater, 7½
35. Gettysburg, 7
36. (tie) Olivet, Trinity (CT) and Wis.-River Falls, 6½
39. Heidelberg, 6
40. Chicago, 4½
41. (tie) Coe, Luther, Simpson and Wilmington (OH), 4
45. (tie) Augustana (IL), Central (IA) and Upper Iowa, 3½
48. (tie) Lawrence and Messiah, 3
50. (tie) Norwich and Wesleyan (CT), 2½
52. Carroll (WI), 2
53. (tie) St. Olaf and Wabash, 1
55. (tie) Concordia-M'head and Wis.-Platteville, ½

## 1997

1. Augsburg, 122
2. Wartburg, 80
3. TCNJ, 65½
4. SUNY Brockport, 54½
5. Wis.-Stevens Point, 48
6. Manchester, 41½
7. Lycoming, 41
8. Wis.-La Crosse, 37½
9. (tie) Saint John's (MN) and Springfield, 32½
11. Loras, 29½
12. John Carroll, 27
13. (tie) Delaware Valley and RIT, 23
15. Wheaton (IL), 21
16. Ithaca, 18
17. (tie) Simpson and Wilmington (OH), 17½
19. St. Thomas (MN), 17
20. Western New Eng., 16½
21. (tie) Gettysburg and Upper Iowa, 16
23. (tie) Cornell College and Heidelberg, 15
25. Chicago, 14½
26. (tie) SUNY Cortland and Mount Union, 13½
28. (tie) WPI and York (PA), 12½
30. Wis.-Whitewater, 12
31. Binghamton, 11½
32. Buena Vista, 8½
33. (tie) Central (IA), Montclair St. and St. Olaf, 8
36. Oswego St., 7
37. (tie) Luther, Norwich and Ohio Northern, 6
40. Wis.-Stout, 5
41. Wis.-Platteville, 4
42. (tie) Coast Guard, Plymouth St. and Ursinus, 3½
45. (tie) Messiah and NYU, 3
47. (tie) Lawrence and Olivet, 2½
49. (tie) Baldwin Wallace and Wabash, 2
51. (tie) Coe and Monmouth (IL), 1½
53. (tie) Elizabethtown, McDaniel, Roger Williams, Thiel and Wesleyan (CT), 1
58. (tie) Augustana (IL) and Hunter, ½

## 1998

1. Augsburg, 132
2. Wartburg, 90
3. Wis.-La Crosse, 61
4. John Carroll, 52½
5. Simpson, 44
6. Manchester, 39
7. Springfield, 35
8. RIT, 33
9. Wis.-Stevens Point, 32½
10. Wis.-Platteville, 32
11. Buena Vista, 31
12. SUNY Brockport, 29½
13. Montclair St., 28
14. Ohio Northern, 22
15. TCNJ, 21½
16. Ithaca, 21
17. (tie) SUNY Cortland and Plymouth St., 18
19. Chicago, 17½
20. Luther, 17
21. Wilmington (OH), 16

22. (tie) Norwich, Saint John's (MN) and Wis.-Whitewater, 15½
25. Hunter, 15
26. Lycoming, 13½
27. Wabash, 13
28. Carroll (WI), 12
29. (tie) Delaware Valley and Gettysburg, 11½
31. Lawrence, 10
32. (tie) Lebanon Valley and Messiah, 9½
34. (tie) Oswego St. and St. Olaf, 8
36. (tie) Coe and Trinity (CT), 7½
38. Augustana (IL), 6½
39. Cornell College, 6
40. (tie) King's (PA), Monmouth (IL), North Central (IA)(IL) and Western New Eng., 4½
44. Millikin, 3
45. (tie) Baldwin Wallace, McDaniel, NYU and York (PA), 2½
49. (tie) Elizabethtown, Heidelberg, Loras, MacMurray, Mount Union and Upper Iowa, 2
55. WPI, 1½
56. (tie) Dubuque, Olivet and Wis.-Oshkosh, 1
59. Ursinus, ½

## 1999

1. Wartburg, 117½
2. Augsburg, 116
3. TCNJ, 63
4. Buena Vista, 48½
5. John Carroll, 46½
6. SUNY Brockport, 37½
7. Saint John's (MN), 32
8. Pacific (OR), 31½
9. (tie) Montclair St. and Springfield, 29½
11. Loras, 28
12. Upper Iowa, 27
13. SUNY Cortland, 26
14. (tie) Wilmington (OH) and Wis.-La Crosse, 24½
16. RIT, 24
17. Messiah, 22½
18. Lebanon Valley, 19
19. Capital, 17½
20. (tie) Manchester and Mt. St. Joseph, 15½
22. Plymouth St., 14½
23. Ursinus, 14
24. Lycoming, 13½
25. (tie) Augustana (IL) and Delaware Valley, 12½
27. (tie) Ithaca, McDaniel, Simpson and Wis.-Platteville, 11½
31. Scranton, 10
32. (tie) Cornell College and Luther, 8
34. Wis.-Oshkosh, 7½
35. Central (IA), 7
36. Norwich, 6½
37. (tie) Coast Guard and Wis.-Stevens Point, 6
39. Concordia Chicago, 5½
40. (tie) NYU and Oswego St., 4½
42. Coe, 4
43. WPI, 3½
44. Lawrence, 2½

45. (tie) Baldwin Wallace and Wis.-River Falls, 2
47. Mount Union, 1½
48. (tie) King's (PA), St. Thomas (MN) and Waynesburg, 1
51. (tie) Hunter, Western New Eng. and York (PA), ½

## 2000

1. Augsburg, 136
2. Wartburg, 88
3. Montclair St., 69
4. SUNY Brockport, 45½
5. Lycoming, 42½
6. Wis.-La Crosse, 40½
7. Delaware Valley, 38½
8. Buena Vista, 37
9. Messiah, 31½
10. Springfield, 30½
11. Luther, 29
12. Upper Iowa, 28½
13. Pacific (OR), 22½
14. Loras, 22
15. Ithaca, 21½
16. TCNJ, 19½
17. McDaniel, 19
18. Lawrence, 17½
19. Coast Guard, 16
20. Wheaton (IL), 15½
21. Saint John's (MN), 14½
22. Augustana (IL), 11½
23. Oswego St., 10½
24. Wilmington (OH), 10
25. Wilkes, 9½
26. Mount Union, 7
27. Coe, 6½
28. Manchester, 6
29. (tie) Baldwin Wallace, Ohio Northern and RIT, 5½
32. (tie) NYU and Roger Williams, 5
34. Waynesburg, 4½
35. Norwich, 4
36. Millikin, 3½
37. John Carroll, 3
38. (tie) Illinois Col. and Wis.-Stevens Point, 2½
40. (tie) Olivet, SUNY Oneonta, Simpson, Wabash and York (PA), 2
45. (tie) Muskingum, Plymouth St. and Trinity (CT), 1½
48. Muhlenberg, 1
49. (tie) CWRU and Mt. St. Joseph, ½

## 2001

1. Augsburg, 119½
2. Wis.-La Crosse, 72
3. SUNY Brockport, 68½
4. Luther, 60
5. TCNJ, 58½
6. Wartburg, 55
7. Montclair St., 40
8. Buena Vista, 36½
9. Loras, 33½
10. Lawrence, 31
11. Upper Iowa, 30

12. (tie) Ithaca and John Carroll, 28½
14. Simpson, 24
15. Lycoming, 23
16. CWRU, 21
17. Wheaton (IL), 20
18. Saint John's (MN), 19
19. Augustana (IL), 16½
20. (tie) Coast Guard and Messiah, 16
22. Manchester, 15
23. Cornell College, 14½
24. Mount Union, 14
25. Wilmington (OH), 13½
26. Coe, 12½
27. Olivet, 11½
28. Thiel, 11
29. King's (PA), 10½
30. (tie) Delaware Valley, Mt. St. Joseph and Wis.-Platteville, 10
33. McDaniel, 9
34. Chicago, 8½
35. (tie) Muskingum and Wis.-Whitewater, 8
37. (tie) Pacific (OR) and Trinity (CT), 6
39. (tie) SUNY Oneonta, Roger Williams, Waynesburg and Wis.-Stevens Point, 5½
43. Central (IA), 4½
44. Muhlenberg, 3½
45. Ohio Northern, 3
46. SUNY Cortland, 2½
47. (tie) Norwich, Oswego St., Rhode Island Col. and Wis.-Eau Claire, 2
51. (tie) Capital, Illinois Col., St. Olaf and Wesleyan (CT), ½

## 2002

1. Augsburg, 87
2. (tie) Upper Iowa and Wartburg, 81
4. Wis.-La Crosse, 68
5. Buena Vista, 63½
6. Ithaca, 54
7. Loras, 47
8. Manchester, 39½
9. (tie) Montclair St. and Oswego St., 31½
11. TCNJ, 29
12. Wis.-Stevens Point, 26
13. Springfield, 25½
14. SUNY Cortland, 24
15. SUNY Brockport, 23½
16. Luther, 22
17. Lycoming, 21½
18. (tie) King's (PA) and Wilmington (OH), 20½
20. (tie) Lawrence and RIT, 20
22. Central (IA), 17½
23. Saint John's (MN), 16½
24. McDaniel, 16
25. (tie) CWRU and John Carroll, 15½
27. Pacific (OR), 13½
28. NYU, 11½
29. Mt. St. Joseph, 11
30. (tie) Delaware Valley and JWU (Providence), 10½
32. Lakeland, 10
33. Wash. & Jeff., 9
34. Hunter, 7½
35. Bridgewater St., 7

36. Messiah, 6½
37. Thiel, 6
38. Wis.-Eau Claire, 5½
39. Muhlenberg, 3½
40. (tie) Chicago and WPI, 2½
42. St. Olaf, 2
43. (tie) Coe, MSOE and Ohio Northern, 1½
46. Wheaton (IL), 1
47. (tie) MIT and North Central (IA)(IL), ½

## 2003

1. Wartburg, 166½
2. Augsburg, 84½
3. Wis.-Stevens Point, 71
4. Montclair St., 69
5. Luther, 56½
6. SUNY Brockport, 52½
7. TCNJ, 45½
8. Wis.-La Crosse, 41½
9. Upper Iowa, 33½
10. Loras, 31½
11. King's (PA), 30
12. Coe, 27
13. Delaware Valley, 24½
14. Simpson, 24
15. Manchester, 20½
16. Buena Vista, 19
17. (tie) Wheaton (IL) and Williams, 16½
19. Roger Williams, 16
20. RIT, 15
21. (tie) Baldwin Wallace and Olivet, 13
23. Ithaca, 12½
24. John Carroll, 12
25. (tie) SUNY Cortland and Lycoming, 11
27. Messiah, 10
28. (tie) Central (IA), Springfield and Wabash, 9
31. Wis.-Eau Claire, 8
32. Oswego St., 7½
33. Augustana (IL), 7
34. Trinity (CT), 6½
35. (tie) MSOE and Ursinus, 6
37. (tie) CWRU and Scranton, 5½
39. (tie) Muhlenberg and Wis.-Platteville, 5
41. Chicago, 4
42. (tie) Mount Union and WPI, 3
44. Wilkes, 2½
45. (tie) Bridgewater St., Ohio Northern and SUNY Oneonta, 2
48. (tie) Dubuque and Wash. & Jeff., 1½
50. (tie) McDaniel and Saint John's (MN), 1

## 2004

1. Wartburg, 156½
2. Augsburg, 140½
3. Luther, 68½
4. Delaware Valley, 58
5. Simpson, 55½
6. SUNY Brockport, 54½
7. Wis.-La Crosse, 50½
8. TCNJ, 49½
9. Wis.-Stevens Point, 40½
10. SUNY Cortland, 33
11. Montclair St., 31

12. John Carroll, 30½
13. (tie) Williams and Wis.-Whitewater, 20
15. Loras, 19
16. York (PA), 18
17. Coe, 16½
18. (tie) King's (PA) and Manchester, 14½
20. (tie) Trinity (CT), Ursinus and Wis.-Eau Claire, 12½
23. Springfield, 12
24. Oswego St., 11½
25. (tie) Buena Vista and Ithaca, 11
27. Saint John's (MN), 10½
28. Bridgewater St., 8
29. (tie) Elmhurst and Millikin, 7½
31. (tie) Central (IA) and MSOE, 6½
33. (tie) CWRU and Hunter, 5½
35. (tie) Augustana (IL) and Wabash, 4
37. JWU (Providence), 3
38. (tie) Baldwin Wallace, Chicago, Mt. St. Joseph and SUNY Oneonta, 2
42. (tie) Coast Guard, Lawrence, Lycoming, Rhode Island Col. and WPI, 1
47. (tie) Messiah, Muhlenberg and Ohio Northern, ½

## 2005

1. Augsburg, 162
2. Wartburg, 104½
3. Luther, 100
4. Wis.-La Crosse, 72
5. SUNY Brockport, 48½
6. Simpson, 38½
7. Delaware Valley, 36
8. Elmhurst, 30
9. TCNJ, 27½
10. (tie) Ithaca and Wis.-Stevens Point, 26½
12. (tie) Williams and York (PA), 24
14. (tie) SUNY Oneonta and Ursinus, 18½
16. SUNY Cortland, 18
17. Wabash, 17½
18. John Carroll, 17
19. JWU (Providence), 15½
20. (tie) Oswego St. and Trinity (CT), 15
22. (tie) Lycoming and Mt. St. Joseph, 13½
24. (tie) Loras and Wis.-Whitewater, 12
26. (tie) McDaniel and Muhlenberg, 11½
28. Thiel, 11
29. (tie) Montclair St. and Wis.-Eau Claire, 10
31. Springfield, 9½
32. Buena Vista, 9
33. Coe, 8½
34. Baldwin Wallace, 6
35. (tie) Ohio Northern and Wilmington (OH), 4
37. (tie) King's (PA) and Merchant Marine, 2
39. (tie) Augustana (IL), Millikin, NYU, Norwich and Saint John's (MN), 1
44. (tie) Chicago, Lawrence, Manchester, North Central (IA)(IL) and Pacific (OR), ½

## 2006

1. Wartburg, 145½
2. Wis.-La Crosse, 106
3. Augsburg, 84½
4. Luther, 59½

5. York (PA), 51½
6. SUNY Cortland, 36½
7. (tie) Delaware Valley and Heidelberg, 32
9. (tie) SUNY Brockport, and Simpson, 30
11. Wis.-Stevens Point, 29½
12. Wilkes, 25½
13. Ithaca, 24
14. (tie) Mt. St. Joseph and North Central (IA)(IL), 21½
16. (tie) Saint John's (MN) and Wis.-Eau Claire, 20
18. Loras, 19½
19. TCNJ, 19
20. Roger Williams, 18½
21. Buena Vista, 16½
22. Ohio Northern, 15
23. Manchester, 14½
24. Coe, 13
25. (tie) JWU (Providence) and Springfield, 12
27. Wilmington (OH), 11
28. (tie) Hunter and Lycoming, 10½
30. Ursinus, 10
31. (tie) King's (PA) and Montclair St., 9½
33. (tie) Muhlenberg and Trinity (CT), 9
35. Williams, 8
36. Wis.-Platteville, 7
37. Mount Union, 6½
38. Elmhurst, 6
39. (tie) Cornell College and Merchant Marine, 5½
41. (tie) McDaniel, Norwich and Oswego St., 5
44. (tie) NYU and SUNY Oneonta, 2
46. (tie) Baldwin Wallace, Concordia Wisconsin and Wabash, 1
49. Thiel, ½

## 2007

1. Augsburg, 135½
2. Wartburg, 99½
3. Wis.-La Crosse, 92½
4. Luther, 86
5. TCNJ, 46½
6. King's (PA), 36
7. Buena Vista, 33½
8. (tie) SUNY Cortland and Hunter, 31
10. North Central (IA)(IL), 30½
11. Coe, 27
12. Cornell College, 26½
13. Wis.-Platteville, 25½
14. (tie) Baldwin Wallace, SUNY Brockport and JWU (Providence), 25
17. Ithaca, 23½
18. Delaware Valley, 23
19. Mt. St. Joseph, 22½
20. Wis.-Stevens Point, 19½
21. Olivet, 18
22. Heidelberg, 17½
23. Saint John's (MN), 16
24. York (PA), 14½
25. Knox, 14
26. SUNY Oneonta, 13½
27. Wabash, 13
28. (tie) Manchester and Springfield, 12½
30. Williams, 11½



31. NYU, 11
32. (tie) McDaniel and Rhode Island Col., 9
34. Elmhurst, 8½
35. Muhlenberg, 8
36. Loras, 5
37. (tie) Chicago, John Carroll, RIT, Thiel and Wis.-Oshkosh, 4½
42. Roger Williams, 3½
43. Oswego St., 3
44. (tie) Wesleyan (CT) and Wis.-Whitewater, 2
46. Stevens, 1½
47. (tie) CWRU, Lycoming and Wilkes, 1
50. (tie) Gettysburg, Ohio Northern and Scranton, ½

## 2008

1. Wartburg, 147
2. Wis.-La Crosse, 100
3. Augsburg, 87
4. Coe, 78
5. Delaware Valley, 64
6. Luther, 45½
7. Cornell College, 40½
8. Elmhurst, 38
9. North Central (IA)(IL), 37½
10. Wis.-Stevens Point, 33
11. Olivet, 29½
12. NYU, 23½
13. King's (PA), 21
14. Rhode Island Col., 20
15. (tie) Lycoming and MIT, 19
17. SUNY Brockport, 18½
18. Heidelberg, 17½
19. Maranatha Baptist, 17
20. Buena Vista, 16½
21. Mt. St. Joseph, 16
22. Dubuque, 15
23. Stevens, 14½
24. (tie) JWU (Providence), TCNJ and SUNY Oneonta, 14
27. Wis.-Whitewater, 10½
28. SUNY Cortland, 10
29. Ithaca, 9½
30. (tie) Saint John's (MN) and Springfield, 8½
32. (tie) Baldwin Wallace, Wis.-Eau Claire and Wis.-Platteville, 8
35. Johns Hopkins, 6
36. CWRU, 5½
37. (tie) Concordia-M'head and Gettysburg, 4½
39. Merchant Marine, 4
40. Knox, 3½
41. (tie) Lakeland and RIT, 3
43. (tie) Messiah and Ursinus, 2
45. (tie) Bridgewater St. and York (PA), 1½
47. (tie) John Carroll, Loras, Manchester, Ohio Northern and Williams, 1
52. (tie) Centenary (NJ) and Thiel, ½

## 2009

1. Wartburg, 117½
2. Augsburg, 105
3. Wis.-La Crosse, 87
4. Coe, 78½
5. Delaware Valley, 65½

6. Ithaca, 39
7. Elmhurst, 34
8. Cornell College, 32
9. Luther, 31½
10. Williams, 30½
11. Dubuque, 30
12. (tie) RIT and Wis.-Whitewater, 28
14. North Central (IA)(IL), 26½
15. Saint John's (MN), 26
16. Olivet, 18
17. Wis.-Stevens Point, 17½
18. Concordia-M'head, 17
19. SUNY Cortland, 16
20. Wis.-Eau Claire, 13½
21. (tie) Lakeland, Ohio Northern and Southern Me., 11½
24. Maranatha Baptist, 11
25. CWRU, 10
26. (tie) Wis.-Platteville and York (PA), 8½
28. (tie) JWU (Providence), TCNJ and Thiel, 8
31. (tie) Lycoming, MIT, Mount Union and Wilkes, 7½
35. Muhlenberg, 7
36. (tie) Elizabethtown and Messiah, 6½
38. McDaniel, 6
39. Merchant Marine, 5½
40. Wheaton (IL), 4
41. Waynesburg, 3½
42. (tie) John Carroll and Rhode Island Col., 3
44. Loras, 1½
45. (tie) Heidelberg, Hunter, King's (PA), Oswego St., Rose Hulman, Stevens and Wis.-Oshkosh, 1
52. (tie) Lawrence and Wesleyan (CT), ½

## 2010

1. Augsburg, 110½
2. Wis.-La Crosse, 100½
3. Wartburg, 83½
4. Coe, 76
5. Delaware Valley, 50½
6. Ithaca, 41
7. Ohio Northern, 34
8. Dubuque, 32½
9. Concordia-M'head, 31½
10. Luther, 31
11. Merchant Marine, 26½
12. (tie) Cornell College and SUNY Oneonta, 25
14. (tie) CWRU, Elmhurst and Saint John's (MN), 22
17. Elizabethtown, 21
18. (tie) Heidelberg, JWU (Providence), North Central (IA)(IL) and Southern Me., 19
22. SUNY Cortland, 18½
23. (tie) Bridgewater St., Williams and Wis.-Whitewater, 16
26. Lakeland, 15½
27. Centenary (NJ), 14½
28. Wis.-Stevens Point, 14
29. (tie) Buena Vista, Wilkes and Wis.-Platteville, 13½
32. Stevens, 12½
33. (tie) NYU and Waynesburg, 7½

35. Mount Union, 6½
36. TCNJ, 5½
37. John Carroll, 4½
38. (tie) Thiel and Wesleyan (CT), 4
40. Wilmington (OH), 2½
41. SUNY Brockport, 2
42. (tie) Lycoming and Springfield, 1½
44. (tie) Chicago, St. Olaf, Wabash and Wis.-Oshkosh, 1
48. (tie) Augustana (IL) and Olivet, ½

## 2011

1. Wartburg, 117
2. Augsburg, 88½
3. Wis.-La Crosse, 76½
4. Ithaca, 72½
5. Coe, 67
6. Saint John's (MN), 64½
7. Concordia-M'head, 52
8. (tie) Merchant Marine and Mount Union, 37
10. Elmhurst, 32
11. Dubuque, 30½
12. Ohio Northern, 29½
13. Centenary (NJ), 24½
14. SUNY Cortland, 23
15. York (PA), 22½
16. St. Olaf, 22
17. Cornell College, 21½
18. TCNJ, 20½
19. Delaware Valley, 19½
20. Waynesburg, 19
21. (tie) Trine and Wis.-Stevens Point, 17½
23. Williams, 17
24. (tie) Loras and RIT, 15
26. (tie) CWRU, McDaniel and North Central (IA)(IL), 13½
29. Wis.-Whitewater, 12
30. Rhode Island Col., 10½
31. Olivet, 10
32. Stevens, 9
33. King's (PA), 8
34. Luther, 7
35. (tie) JWU (Providence), Wabash and Wilkes, 6½
38. Wis.-Oshkosh, 5
39. (tie) Springfield and Thiel, 4½
41. Hunter, 2½
42. (tie) Heidelberg and Lycoming, 2
44. (tie) Manchester and Wis.-Platteville, 1
46. (tie) NYU and Wesleyan (CT), ½

## 2012

1. Wartburg, 141½
2. Augsburg, 86½
3. Coe, 74
4. Wis.-La Crosse, 65
5. Ithaca, 61½
6. TCNJ, 47
7. Elmhurst, 39½
8. Wis.-Whitewater, 35½
9. North Central (IA)(IL), 32
10. SUNY Cortland, 31½
11. Saint John's (MN), 29½

12. York (PA), 28
13. Concordia-M'head, 27½
14. Wis.-Oshkosh, 26
15. Mount Union, 25½
16. (tie) Delaware Valley and Springfield, 23½
18. Ohio Northern, 21½
19. Messiah, 20
20. King's (PA), 18
21. Centenary (NJ), 17½
22. Coast Guard, 15½
23. Wilkes, 15
24. Trine, 14½
25. (tie) Elizabethtown and Wis.-Stevens Point, 13½
27. Johns Hopkins, 13
28. St. Olaf, 12½
29. (tie) Loras and Wesleyan (CT), 11½
31. (tie) Olivet and Stevens, 11
33. Luther, 10
34. (tie) CWRU and Thiel, 7½
36. Augustana (IL), 7
37. Rhode Island Col., 6
38. (tie) Cornell College and Wabash, 5½
40. (tie) Concordia Wisconsin, Plymouth St. and Wis.-Platteville, 4
43. (tie) Gettysburg and Manchester, 3
45. Lakeland, 2½
46. Heidelberg, 2
47. (tie) Buena Vista, Central (IA), Dubuque and Hunter, 1
51. (tie) Lycoming, Merchant Marine, and Williams, ½

## 2013

1. Wartburg, 103
2. Elmhurst, 82
3. Wis.-Whitewater, 78
4. Wis.-La Crosse, 56
5. Ithaca, 47
6. Centenary (NJ), 45
7. TCNJ, 42½
8. Springfield, 42
9. SUNY Cortland, 40
10. Augsburg, 37
11. Concordia Wisconsin, 23
12. (tie) Elizabethtown, 22½
13. (tie) Concordia-M'head, Messiah and Ohio Northern, 21½
16. Luther, 21
17. Wis.-Oshkosh, 20
18. Saint John's (MN), 19½
19. Wilkes, 19
20. Gettysburg, 18
21. (tie) Coe, Cornell College and Johns Hopkins, 16
24. Williams, 15
25. (tie) JWU (Providence), North Central (IA) (IL) and York (PA), 14
28. (tie) Delaware Valley and Wheaton (IL), 13½
30. (tie) NYU and Wash. & Jeff., 12
32. (tie) Loras and Stevens, 11½
34. (tie) Heidelberg, Trine and Ursinus, 10½
37. Wis.-Eau Claire, 10

38. Waynesburg, 9½
39. Wabash, 8½
40. (tie) Augustana (IL) and SUNY Brockport, 7½
42. Thiel, 6
43. (tie) McDaniel and Wis.-Stevens Point, 5
45. Dubuque, 2½
46. (tie) Central (IA), Coast Guard, Olivet and Roger Williams, 2
50. (tie) St. Olaf and Oswego St., 1

## 2014

1. Wartburg, 103½
2. Wis.-Whitewater, 67
3. Messiah, 64
4. Coe, 54
5. Augsburg, 43
6. (tie) Delaware Valley and SUNY Cortland, 39½
8. JWU (Providence), 37
9. Wabash, 36
10. Wis.-Oshkosh, 34½
11. Ithaca, 30½
12. Concordia-M'head, 28½
13. Williams, 28
14. (tie) Loras and TCNJ, 25
16. Cornell College, 23½
17. (tie) Elmhurst and Mount Union, 22½
19. Waynesburg, 20
20. Olivet, 19
21. Wis.-La Crosse, 17
22. (tie) Baldwin Wallace, Johns Hopkins and Thiel, 16½
25. Wash. & Jeff., 16
26. Roger Williams, 15½
27. (tie) Wheaton (IL) and Wilkes, 14
29. (tie) Centenary (NJ) and McDaniel, 13½
31. (tie) SUNY Brockport and NYU, 12½
33. (tie) Chicago and Trine, 11½
35. Pacific (OR), 9
36. (tie) John Carroll and Springfield, 8½
38. (tie) Concordia Wisconsin and Ursinus, 7½
40. Dubuque, 6½
41. Mt. St. Joseph, 6
42. (tie) Coast Guard and Rhode Island Col., 5½
44. Ohio Northern, 5
45. Bridgewater St., 4½
46. (tie) Southern Me. and Stevens, 3
48. Heidelberg, 2½
49. (tie) Luther and RIT, 2
51. (tie) North Central (IA)(IL), St. Olaf and Wis.-Eau Claire, 1½
54. Elizabethtown, 1
55. (tie) Central (IA), Ferrum, Merchant Marine and Trinity (CT), ½

## 2015

1. Augsburg, 100
2. Wartburg, 89½
3. Wabash, 66½
4. Wis.-Whitewater, 60½
5. Delaware Valley, 58½
6. Messiah, 48

7. Coe, 40½
8. Wis.-La Crosse, 40
9. Luther, 39½
10. Williams, 33
11. Wilkes, 32½
12. NYU, 31
13. SUNY Cortland, 28
14. RIT, 26
15. Loras, 25½
16. Ithaca, 25
17. TCNJ, 24½
18. Hunter, 24
19. Wash. & Jeff., 21
20. Baldwin Wallace, 20½
21. Lycoming, 18½
22. Rhode Island Col. 18
23. Wheaton (IL), 17
24. (tie) Ursinus and Waynesburg, 16
26. SUNY Oneonta, 15½
27. Concordia-M'head, 14
28. Johns Hopkins, 13½
29. Central (IA), 12
30. Coast Guard, 11½
31. Heidelberg, 11
32. (tie) John Carroll, Mount Union and North Central (IA)(IL), 9½
35. Alma, 9
36. Cornell College, 5
37. JWU (Providence), 4½
38. WPI, 4
39. (tie) Buena Vista, Ohio Northern and Trine, 3
42. (tie) SUNY Brockport, Pacific (OR), Springfield, Wesleyan (CT) and Wis.-Eau Claire, 2½
47. Roger Williams, 1½
48. Centenary (NJ), McDaniel, Southern Me., St. Olaf, Stevens and Wis.-Platteville, 1
54. Lakeland, ½

## 2016

1. Wartburg, 129½
2. Messiah, 100
3. Luther, 64
4. Wabash, 55½
5. Augsburg, 46½
6. Wis.-La Crosse, 37
7. SUNY Cortland, 35½
8. Stevens, 34
9. Elmhurst, 33
10. Cornell College, 30½
11. Alma, 30
12. Coe, 28½
13. Lycoming, 28
14. Ithaca, 26½
15. Roger Williams, 24
16. Delaware Valley, 23½
17. Wash. & Jeff., 23
18. NYU, 20½
19. Wis.-Stevens Point, 19
20. Central (IA), 18
21. (tie) McDaniel and York (PA), 17½
23. (tie) Adrian, Wis.-Eau Claire and Wis.-Whitewater, 15½

26. John Carroll, 15
27. Williams, 14½
28. Heidelberg, 13½
29. Rhode Island Col., 12½
30. Merchant Marine, 10½
31. (tie) Baldwin Wallace and Concordia-M'head, 10
33. (tie) Gettysburg and St. Olaf, 9
35. (tie) Centenary (NJ) and Ferrum, 8½
37. (tie) SUNY Brockport and Millikin, 8
39. (tie) JWU (Providence) and Mount Union, 7½
41. TCNJ, 6½
42. Wheaton (IL), 5½
43. Loras, 4
44. (tie) Hunter and North Central (IA)(IL), 2
46. (tie) Southern Me. and Wis.-Platteville, 1½
48. (tie) Springfield, Saint John's (MN) and Ursinus, 1
51. (tie) Concordia Wisconsin and Elizabethtown, ½

## 2017

1. Wartburg, 129½
2. Augsburg, 79
3. Wabash, 62½
4. JWU (Providence), 61½
5. Messiah, 56
6. Loras, 46½
7. SUNY Cortland, 45
8. SUNY Brockport, 35
9. Ithaca, 34½
10. Stevens, 32½
11. (tie) Wis.-La Crosse and Wis.-Stevens Point, 32
13. (tie) Delaware Valley and Wis.-Whitewater, 31½
15. NYU, 30½
16. Lycoming, 24½
17. Augustana (IL), 24
18. Central, 23
19. Southern Me., 22
20. (tie) Cornell College and Millikin, 18
22. (tie) Ferrum and Luther, 17
24. Oswego St., 16½
25. (tie) Baldwin Wallace, Ursinus and York (PA), 15½
28. (tie) Coe and Waynesburg, 14
30. SUNY Oneonta, 13
31. Wash. & Jeff., 12½
32. Olivet, 11½
33. (tie) Williams and Wis.-Oshkosh, 11
35. TCNJ, 8½
36. Roger Williams, 6½
37. (tie) Concordia-M'head and Greensboro, 5½
39. Wis.-Platteville, 5
40. (tie) Chicago, Merchant Marine, MSOE and Wesleyan (CT) 4
44. (tie) Alma and Wheaton (IL), 3
46. Mount Union, 2½
47. Springfield, 2
48. (tie) Centenary (NJ), Elmhurst, Gettysburg, Rhode Island Col., RIT and Wash. & Lee, 1

54. (tie) Castleton, Heidelberg, Wilkes and Wis.-Eau Claire, ½

## 2018

1. Wartburg, 136½
2. Augsburg, 82
3. Ithaca, 79
4. Stevens, 55
5. Wabash, 44
6. JWU (Providence), 43½
7. Wis.-La Crosse, 42½
8. Messiah, 38
9. Wis.-Whitewater, 35
10. (tie) Mount Union and SUNY Oneonta, 34½
12. Coe, 34
13. Millikin, 30½
14. Wheaton (IL), 29½
15. Baldwin Wallace, 28
16. SUNY Brockport, 27½
17. Cornell College, 25½
18. Wesleyan (CT), 24
19. NYU, 21
20. Waynesburg, 20
21. (tie) Loras and Wis.-Platteville, 19½
23. (tie) Coast Guard and Wis-Stevens Point, 19
25. York (PA), 18
26. Elmhurst, 17
27. (tie) Elizabethtown and Western New Eng., 13½
29. Wis.-Oshkosh, 13
30. Augustana (IL), 12
31. Alma, 10
32. Centenary (NJ), 9
33. Lycoming, 8½
34. Central (IA), 8
35. MSOE, 7½
36. RIT, 4
37. (tie) Delaware Valley, Johns Hopkins and Roger Williams, 3½
40. (tie) Ozarks (AR) and SUNY Cortland, 2½
42. (tie) North Central (IL), Southern Me. and TCNJ, 2
45. (tie) Ferrum, John Carroll, Manchester, Southern Va. and Wis.-Eau Claire, 1
50. (tie) Olivet and Oswego St., ½

## 2019

1. Augsburg, 130
2. Loras, 66
3. JWU (Providence), 63
4. Ithaca, 59½
5. Mount Union, 58½
6. Wartburg, 52
7. Wis.-Whitewater, 49½
8. TCNJ, 44
9. (tie) Millikin and Wabash, 42
11. RIT, 32½
12. Stevens, 28
13. Lycoming, 23½
14. Baldwin Wallace, 19½
15. Western New Eng., 19
16. Wis.-Oshkosh, 18½
17. (tie) Alma and York (PA), 18

19. SUNY Oneonta, 17½
20. (tie) Augustana (IL) and Merchant Marine, 17
22. (tie) Centenary (NJ) and Coe, 16½
24. (tie) Chicago, Wis.-La Crosse and Wis.-Stevens Point, 16
27. Ferrum, 14½
28. Coast Guard, 13
29. Southern Me., 12½
30. (tie) John Carroll and NYU, 11
32. Otterbein, 10½
33. Central (IA), 10
34. (tie) SUNY Brockport and Heidelberg, 8½
36. (tie) Elmhurst and Neb. Wesleyan, 6½
38. Roger Williams, 5½
39. Mt. St. Joseph, 4½
40. Johns Hopkins, 3
41. (tie) Springfield and Waynesburg, 2½
43. Wilkes, 2
44. (tie) Messiah, Olivet, Ozarks (AR) and Wash. & Jeff., 1½
48. (tie) North Central (IL), Ursinus, Wesleyan (CT) and Westminster (MO), 1
52. (tie) New England Col., Scranton and Williams, ½

## 2020

Championship was canceled due to the COVID-19 pandemic after participants were selected.

## 2021

Championship was canceled due to the COVID-19 pandemic.

## 2022

1. Wartburg, 79
2. Wabash, 78
3. (tie) Augsburg and \*North Central (IL), 62½
5. Stevens, 46½
6. Coe, 40½
7. RIT, 37
8. Baldwin Wallace, 36
9. Millikin, 34½
10. \*Wis.-Oshkosh, 33½
11. Loras, 29
12. (tie) Mount Union and York (PA), 28½
14. Wash. & Lee, 27½
15. Coast Guard, 26
16. John Carroll, 22½
17. (tie) Mt. St. Joseph and Wis.-Whitewater, 22
19. Wis.-La Crosse, 21½
20. JWU (Providence), 21
21. (tie) Averett and Central (IA), 20½
23. (tie) Chicago and Rhode Island Col., 20
25. Olivet, 19
26. Lycoming, 18
27. Wis.-Eau Claire, 17
28. Ithaca, 16½
29. (tie) Ohio Northern and \*TCNJ, 14
31. Alvernia, 13½
32. Elmhurst, 13
33. Wis.-Stevens Point, 12½
34. NYU, 11½

35	Southern Va., 10	2	Wartburg, 66½	30	(tie) Oswego and Wis.-Platteville, 11½
36	Western New Eng., 9½	3	Baldwin Wallace, 66	32	(tie) McDaniel and Wash & Lee, 11
37	Greensboro, 9	4	North Central (IL), 63½	34	Gettysburg, 1½
38	SUNY Cortland, 7½	5	Wis.-La Crosse, 61	35	Williams, 9½
39	Roanoke, 6½	6	JWU (Providence), 52	36	(tie) NYU and Wis.-Oshkosh, 9
40	Norwich, 6	7	Stevens Institute of Technology, 49½	38	(tie) Castleton and Concordia-Moorehead, 8
41	(tie) Castleton, Messiah and Wis.-Platteville, 5½	8	Dubuque, 41½	40	Cortland, 6
44	Johns Hopkins, 4	9	U.S. Coast Guard Academy, 40½	41	Greensboro, 5
45	Southern Me., 3½	10	Wabash, 35½	42	(tie) Ferrum and Roanoke 4½
46	(tie) Bridgewater St., Delaware Valley, Gettysburg, Luther and Roger Williams, 3	11	Wis.-Eau Claire, 33	44	Adrian, 4
51	Muhlenberg, 1½	12	Coe, 32	45	Waynesburg, 3½
52	(tie) Centenary (NJ), Dubuque, Oswego State, SUNY Brockport and Wash. & Jeff., 1	13	Ohio Northern, 31½	46	Augustana (IL), 3
57	(tie) Albion and Springfield, ½	14	Springfield (IL), 30	47	Elizabethtown, 2½
59	(tie) Adrian, King's (PA), New England Col., New Jersey City, Otterbein, Ursinus and Wesleyan (CT), 0	15	Loras, 28½	48	Aurora, 2
66	Williams, -½	16	TCNJ, 27½	49	(tie) Bridgewater St., John Carroll, and Messiah, 1½
67	Wilkes, -1	17	Wis.-Whitewater, 24	52	(tie) Otterbein, Pennsylvania College of Technology, and Wis.-Stevens Point, 1
		18	Southern Maine, 21	55	(tie) College at Brockport, Delaware Valley, Trinity (CT), U.S. Merchant Marine Academy, and Wesleyan (CT), ½
		19	Rhode Island, 20	60	(tie) Albion, Central (IA), Cornell, Mount St. Joseph, Oneonta St., Chicago, Ursinus, and Worcester Polytechnic Institute, 0
		20	(tie) Alvernia and York (PA), 17	68	Centenary (NJ), -½
		22	Ithaca, 16½		
		23	(tie) Luther and Wheaton (IL), 16		
		25	RIT, 15		
		26	Muhlenberg, 14½		
		27	(tie) Millikin and Olivet, 14		
		29	Averett, 13		

\* Participation vacated by the NCAA Committee on Infractions.

## 2023

1 Augsburg, 101

